




WIL-RICH
FARM EQUIPMENT DIV.
LEAR SIEGLER, INC.



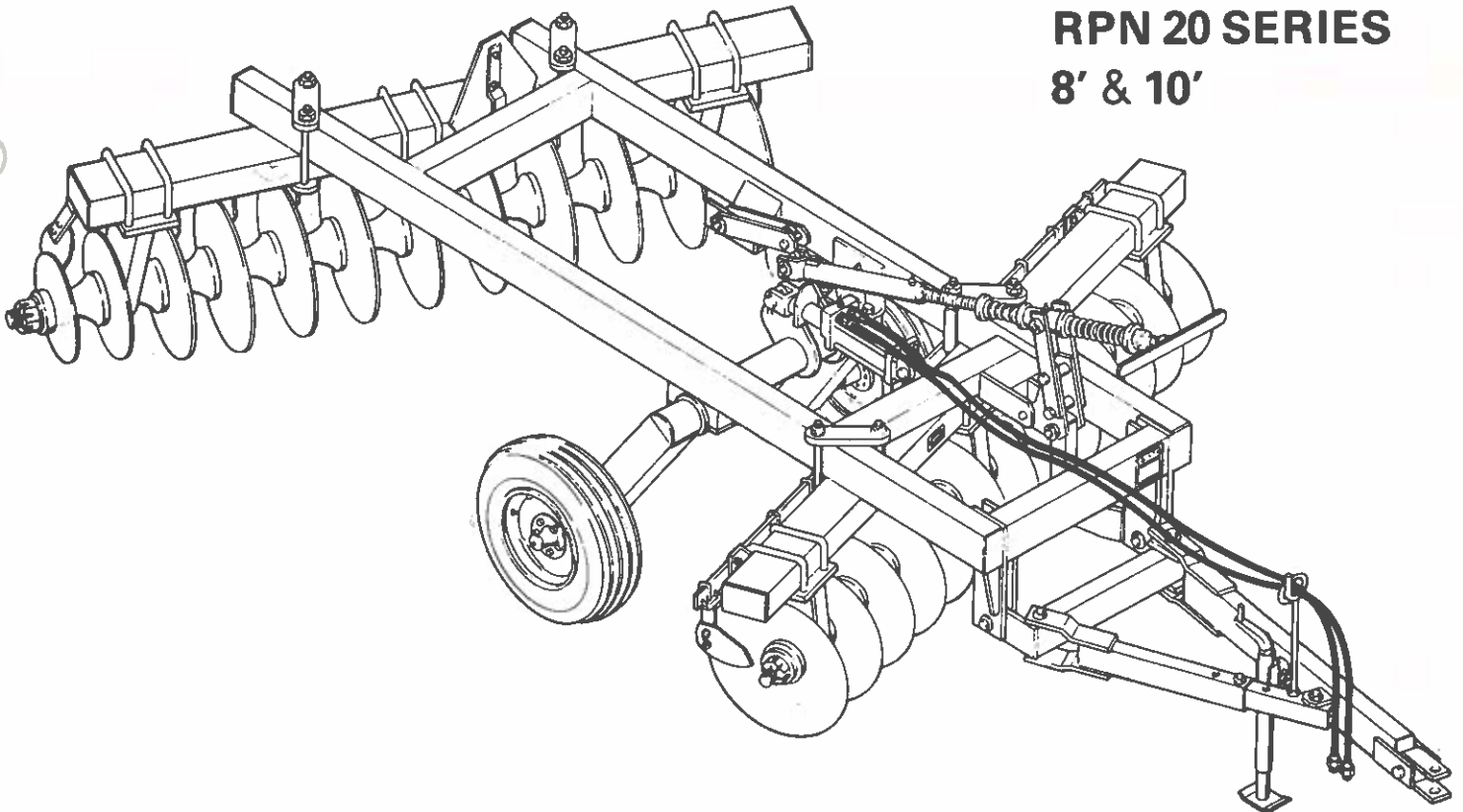
PARTS LISTINGS IN THIS SECTION APPLY TO RPN SERIES
MODELS BEGINNING WITH AND FOLLOWING SERIAL
NUMBERS 1004

AND

RPN-20 SERIES MODELS BEGINNING WITH THE FOLLOWING
SERIAL NUMBERS 1091.

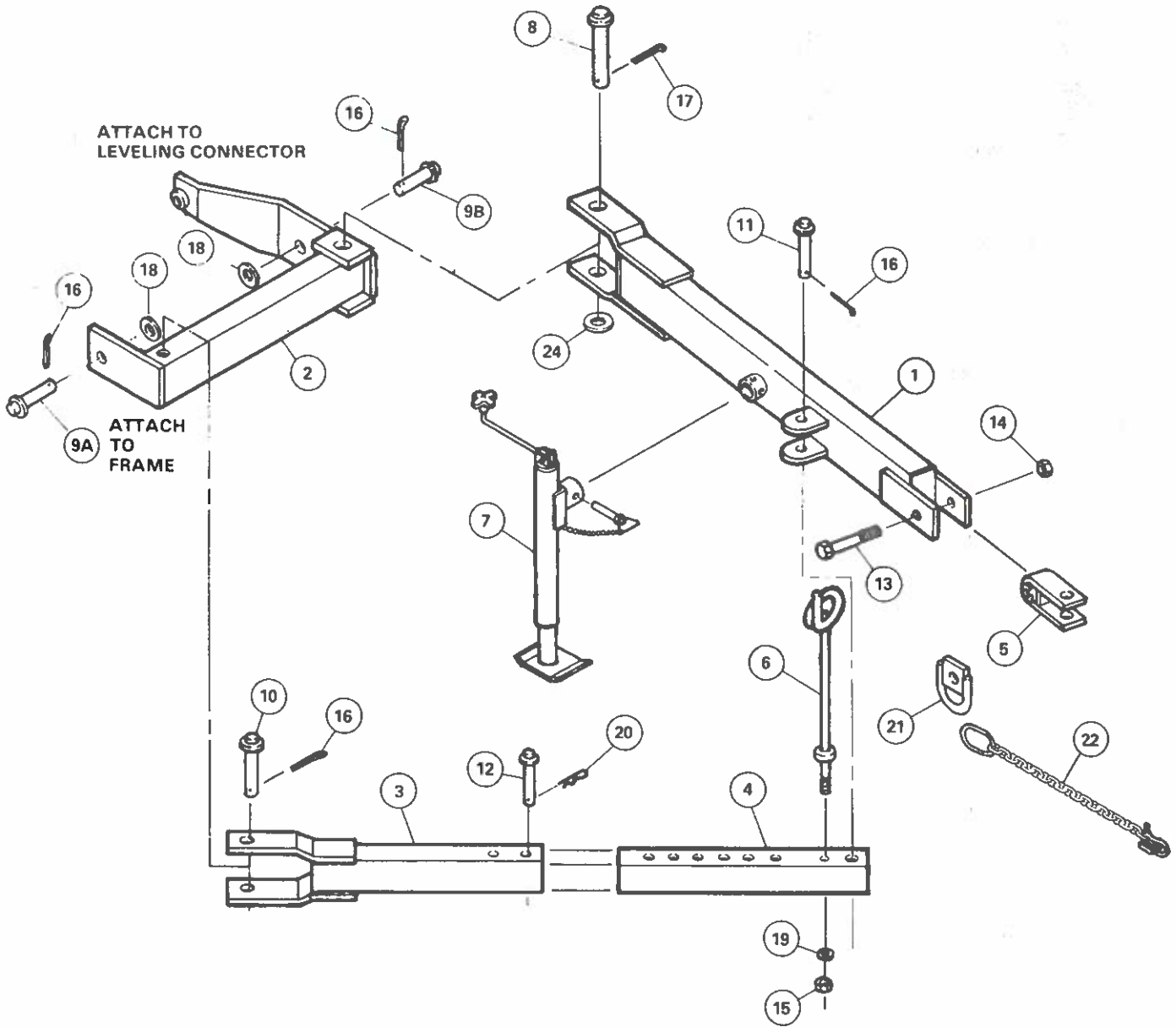
PARTS CATALOG

RPN SERIES &
RPN 20 SERIES
8' & 10'



RPN RPN 20

HITCH

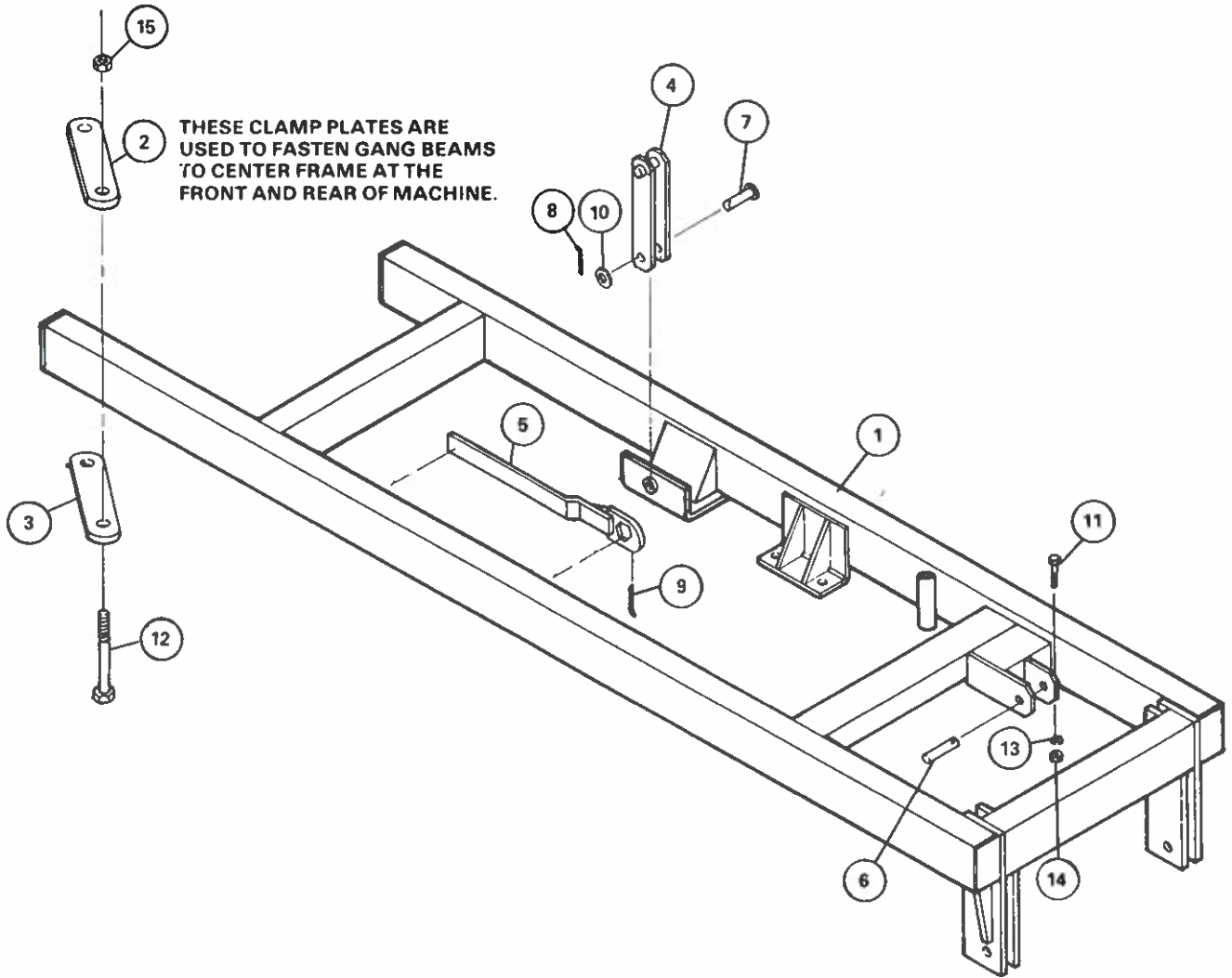


HITCH**RPN
RPN 20**

<u>REF. NO.</u>	<u>PART NO.</u>	<u>DESCRIPTION</u>
1	24275	Hitch, Main Tube
2	24207	Hitch, Frame and Leveling Tube
3	24280	Hitch, Adjustment Tube
4	24416	Hitch, Adjustment Member
5	24370	Hitch Clevis
6	24328	Hose Carrier
7	24415	Jack
8	24340	Pin, 1 3/4" dia. x 9 3/4" long
9A	24341	Pin, 1- 1/4" dia. x 3-5/8" long
9B	24334	Pin, 1 1/4" dia. x 4-3/8" long
10	24338	Pin, 1" dia. x 7 1/2" long
11	24335	Pin, 1" dia. x 5 1/4" long
12	24337	Pin, 1" dia. x 4-3/8" long (yellow color)
13	24532	Bolt, 1" - 8 x 6 1/2" long
14	88141	Nut, jam 1"
15	88104	Nut, 1/2" (non-lock)
16	88601	Cotter Pin, 1/4" x 2" long
17	88603	Cotter Pin, 1/4" x 3" long
18	88602	Washer, flat 1 1/4"
19	88303	Washer, lock 1/2"
20	88352	Spring Clip, #6
21	24488	Safety Chain Bracket (Optional)
22	24456	Safety Chain w/hook (Optional)
--	24015	Optional Safety Chain Kit (consists of bracket #24488 and safety chain #24456)

RPN RPN 20

FRAME

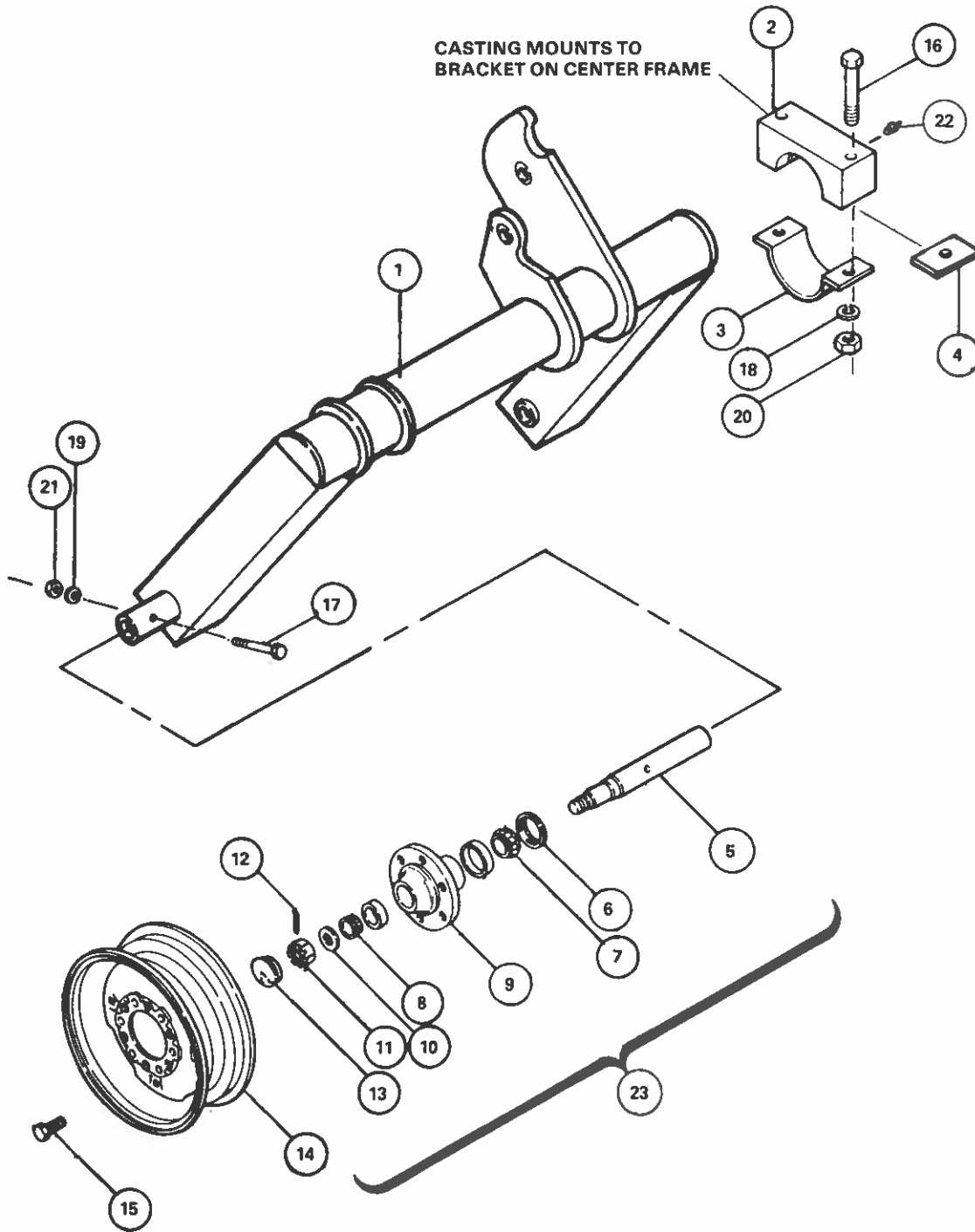


FRAME**RPN
RPN 20**

<u>REF. NO.</u>	<u>PART NO.</u>	<u>DESCRIPTION</u>
1	24153	Frame
2	24517	Clamp Plate, (top)
3	24517	Clamp Plate, (bottom)
4	24151	Transport Lockout
5	24042	RPN Gang Wrench for 1-3/4" Round Shaft
5	25770	RPN/20 Series Gang Wrench for 1-1/2" Square Shaft
6	24297	Pin (headless) 1" dia. x 5 1/2" long
7	24336	Pin, 1" dia. x 3 1/2" long
8	88601	Cotter Pin, 1/4" x 2" long
9	88603	Cotter Pin, 1/4" x 3" long
10	88196	Washer, flat 1"
11	88488	Bolt, 5/16" - 18" x 2 1/4" long
12	88606	Bolt, 1" - 8 x 13" long
13	25686	Washer, lock 5/16"
14	25687	Nut, 5/16" (non lock)
15	25679	Nut, 1" (non lock)

RPN RPN 20

AXLE



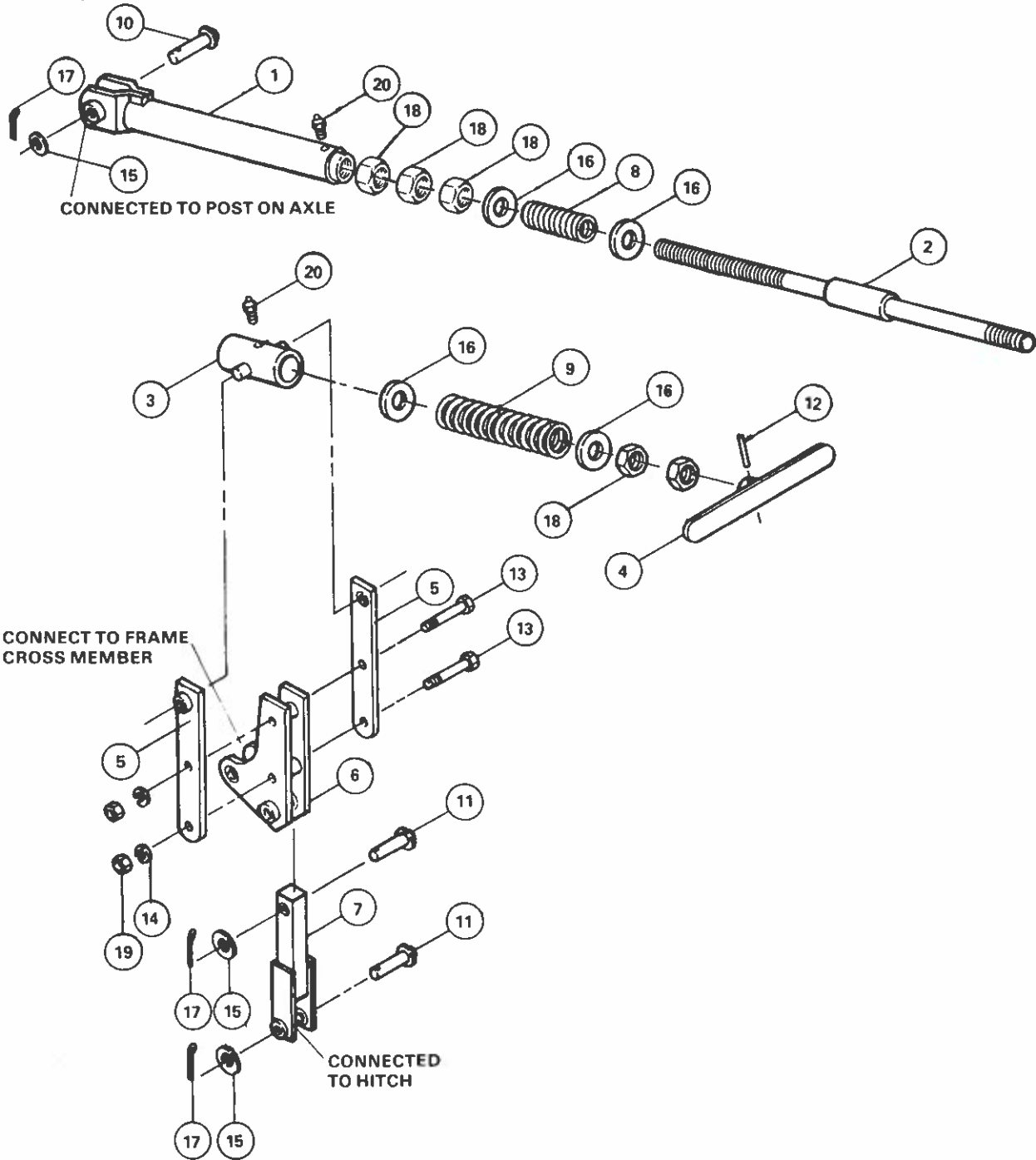
AXLE

RPN &
RPN 20

<u>REF. NO.</u>	<u>PART NO.</u>	<u>DESCRIPTION</u>
1	24510	Axle
2	24076	Axle Bearing Casting w/zerk
3	24056	Axle Bearing Clamp
4	24079	Bearing Shim, thin
4	24132	Bearing Shim, thick
5	*24105	Spindle, 1 3/4" x 12-1/8" long
6	*24384	Seal, grease
7	*24457	Inside Bearing Cone (LM48548)
8	*10345	Outside Bearing Cone (LM67048)
9	*24298	Hub Casting with Cups and grease zerk
--	24405	Inside bearing cup (LM48510)
--	10344	Outside bearing cup (LM67010)
10	*24221	Washer, 2" O.D. x 7/8" I.D., flat
11	*24222	Castle Nut, 7/8"
12	*88607	Cotter Pin, 5/32" x 1 1/4" long
13	*11381	Dust Cap
14	24299	Wheel Rim, 15" x 8" wide, 6 bolt
15	*24385	Wheel Bolt, 1/2"
16	88600	Bolt, 3/4" - 10 x 6 1/2" long (grade #5)
17	88608	Bolt, 3/8" - 16 x 3" long
18	88130	Lock washer, 3/4"
19	88362	Lock washer, 3/8"
20	88110	Nut, 3/4" (non lock)
21	88103	Nut, 3/8" (non lock)
22	24709	Grease Zerk, 1/4"
23	24283 41233	1 3/4" Spindle and Hub Assembly (Consist of all parts marked by an asterisk)

RPN RPN 20

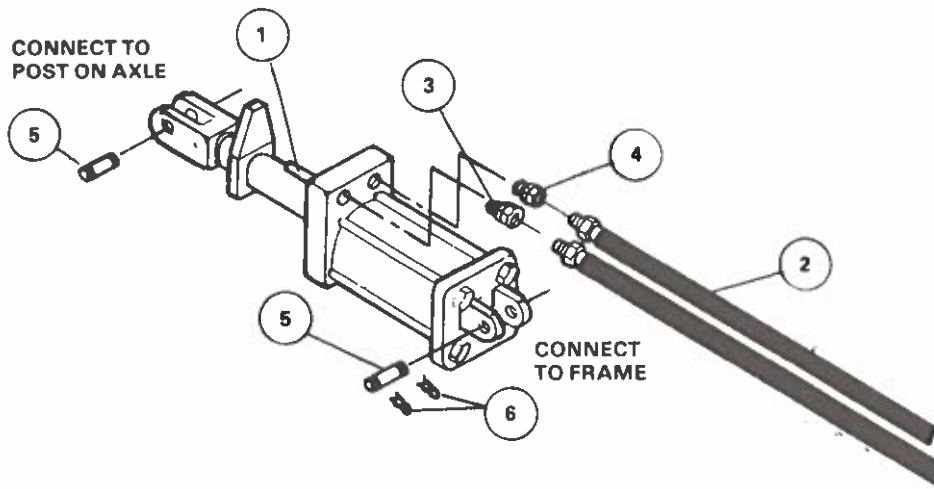
LEVELING LINKAGE



LEVELING LINKAGE**RPN
RPN 20**

<u>REF. NO.</u>	<u>PART NO.</u>	<u>DESCRIPTION</u>
1	*24323	Leveling Screw Connector
2	*24284	1 ¼" Leveling Screw Shaft
3	*24490	Trunion
4	*24286	Leveling Screw Handle
5	24360	Level Pivot Strap
6	24014	Leveling Pivot Plate
7	24120	Leveling Connector
8	*24423	Leveling Screw Spring #2
9	*24424	Leveling Screw Spring #1
10	*24337	Pin, 1" dia. x 4-3/8" long
11	24335	Pin, 1" dia. x 5-¼" long
12	*88472	Pin, roll 5/16" dia. x 1-3/4" long
13	25678	Bolt, 1" - 8 x 5½" long
14	*25680	Washer, lock 1"
15	88196	Washer, flat 1"
16	*25755	Spring Stop, washer 2¾" O.D.
17	*88601	Cotter Pin, ¼" x 2" long
18	*88622	Nut, jam 1¼"
19	25679	Nut, 1" (non lock)
20	*24709	Grease Zerk, ¼"
	24322	Leveling Screw Assembly (consists of all parts marked by asterisk)

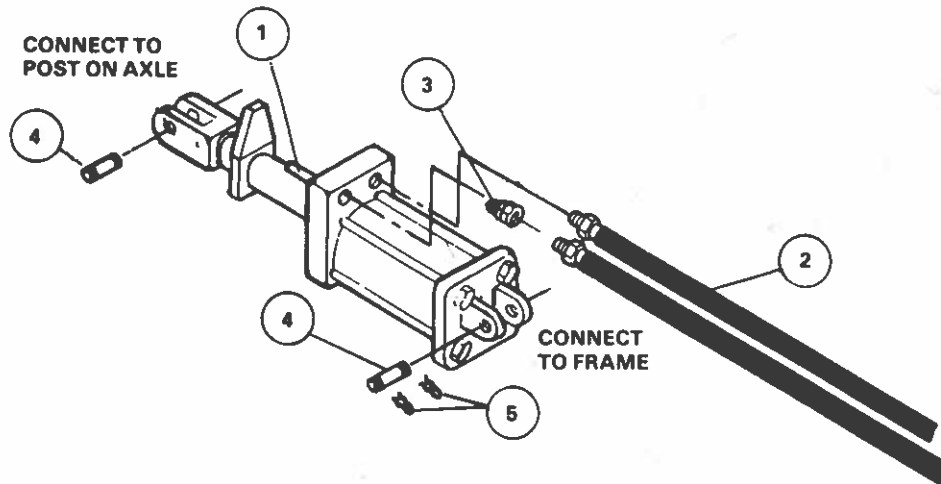
RPN HYDRAULIC CYLINDER & COMPONENTS ONLY



REF. NO.	PART NO.	DESCRIPTION
1	*24027	*Hydraulic Cylinder 4" Bore x 8" Stroke with Internal Depth Control System, S.A.E. #8 3/4-16 O-ring Ports
2	24087	Hydraulic Hose 1/2" x 13'-0" long
3	24391	Hydraulic Fitting, 3/16" flow restrictor
4	24004	Hydraulic Fitting, Adapter male to female
5	24318	Pin, 1"
6	24315	Spring Clip

*Parts breakdown for the 24027 4" Bore x 8" Stroke Cylinder is on pages 78 & 79.

HYDRAULIC CYLINDER & COMPONENTS RPN 20 ONLY

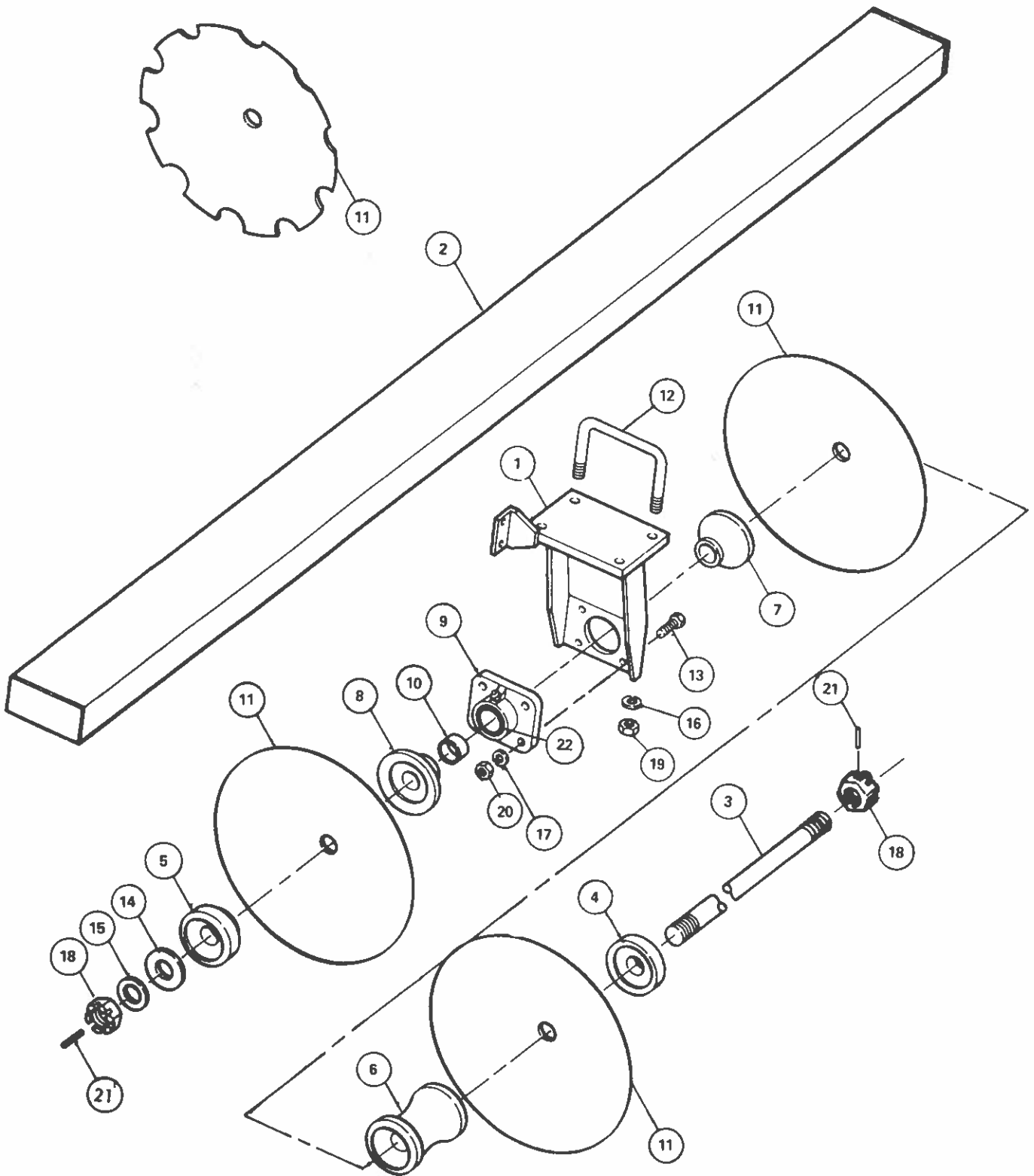


<u>REF. NO.</u>	<u>PART NO.</u>	<u>DESCRIPTION</u>
1	*24027	*Hydraulic Cylinder 4" Bore x 8" Stroke with Internal Depth Control System 3/4"-16, SAE #8 O-ring Ports
2	24062	Hydraulic Hose 3/8" x 13'-0" long
3	24065	Hydraulic Fitting, 3/16" flow restrictor
4	24318	Clevis Pin, 1"
5	24315	Spring Clip

*Parts breakdown for the 24027 4" Bore x 8" Stroke Cylinder is on pages 78 & 79.

RPN ONLY

FRONT GANGS



FRONT GANGS

ROUND GANG SHAFT COMPONENTS

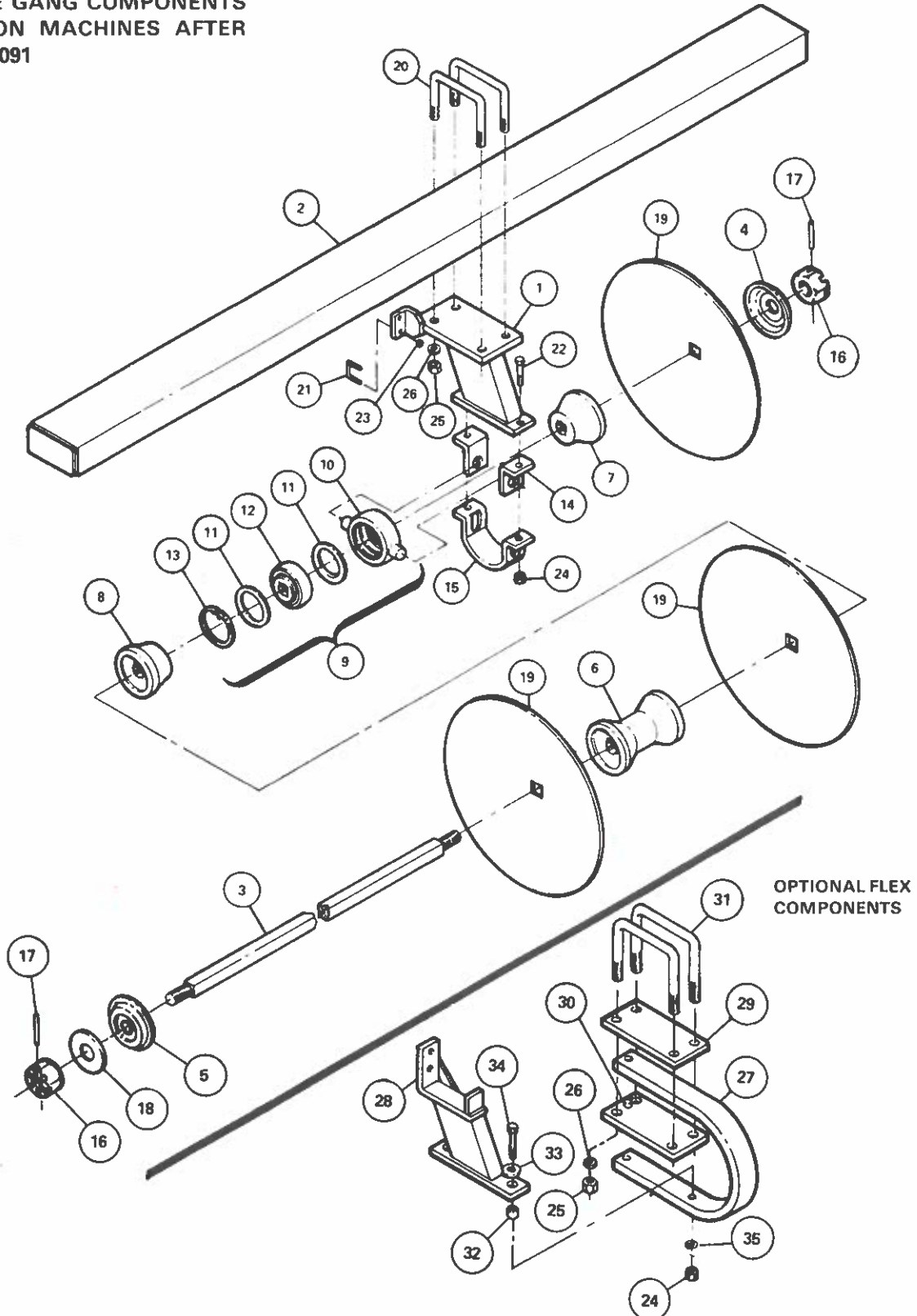
RPN ONLY

<u>REF. NO.</u>	<u>PART NO.</u>	<u>DESCRIPTION</u>
1	24028	Bearing Stand, Front Gang
2	24169	Gang Beam, 7'6" long for 8' RPN
2	24172	Gang Beam, 10'0" long for 10' RPN
3	24245	1- $\frac{3}{4}$ " dia. Gang Shaft, 90- $\frac{1}{2}$ " long
3	24230	1- $\frac{3}{4}$ " dia. Gang Shaft, 93" long
3	24241	1- $\frac{3}{4}$ " dia. Gang Shaft, 118" long
3	24242	1- $\frac{3}{4}$ " dia. Gang Shaft, 114- $\frac{1}{2}$ " long
4	24051	End Cap
5	24052	End Cap
6	24001	Spool Casting, 9" long
6	24048	Spool Casting, 10- $\frac{1}{2}$ " long
7	24002	Long Bearing Spool Half for 9" spacing
7	24003	Long Bearing Spool Half for 10- $\frac{1}{2}$ " spacing
8	24050	Short Bearing Spool End Casting
9	24023	Heavy Duty Gang Bearing, 2- $\frac{3}{16}$ "
10	24046	Gang Shaft Bushing
11	24425	26" Blade .250, 3 $\frac{1}{2}$ " Concave
11	24426	26" Blade .250, 3 $\frac{1}{2}$ " Concave with cut-out
11	24443	24" Blade .250, 3" Concave
11	24440	24" Blade .250, 3" Concave with cut-out
11	24421	24" Blade .203, 3" Concave
11	24429	24" Blade .203, 3" Concave with cut-out
12	24478	8" U-bolt, 7/8"
13	88247	Bolt, $\frac{1}{2}$ " - 13 x 2" long
14	24533	Washer, flat, 1 $\frac{3}{4}$ " ($\frac{3}{4}$ " thick x 4" O.D.)
15	25677	Washer, flat, 1 $\frac{3}{4}$ "
16	88341	Washer, lock, 7/8"
17	88303	Washer, lock, $\frac{1}{2}$ "
18	24220	Nut, slotted, 1 $\frac{3}{4}$ "
19	88371	Nut, 7/8" (non lock)
20	88104	Nut, $\frac{1}{2}$ " (non lock)
21	25683	Pin, roll, 5/16" dia. x 2 $\frac{3}{4}$ " long
22	24022	Bearing Insert (can be ordered separately)

RPN 20 Series Only

FRONT GANGS SQUARE GANG SHAFT COMPONENTS

NOTE: THESE GANG COMPONENTS
ARE USED ON MACHINES AFTER
SERIAL NO. 1091



FRONT GANGS

SQUARE GANG SHAFT COMPONENTS

RPN 20

Series

Only

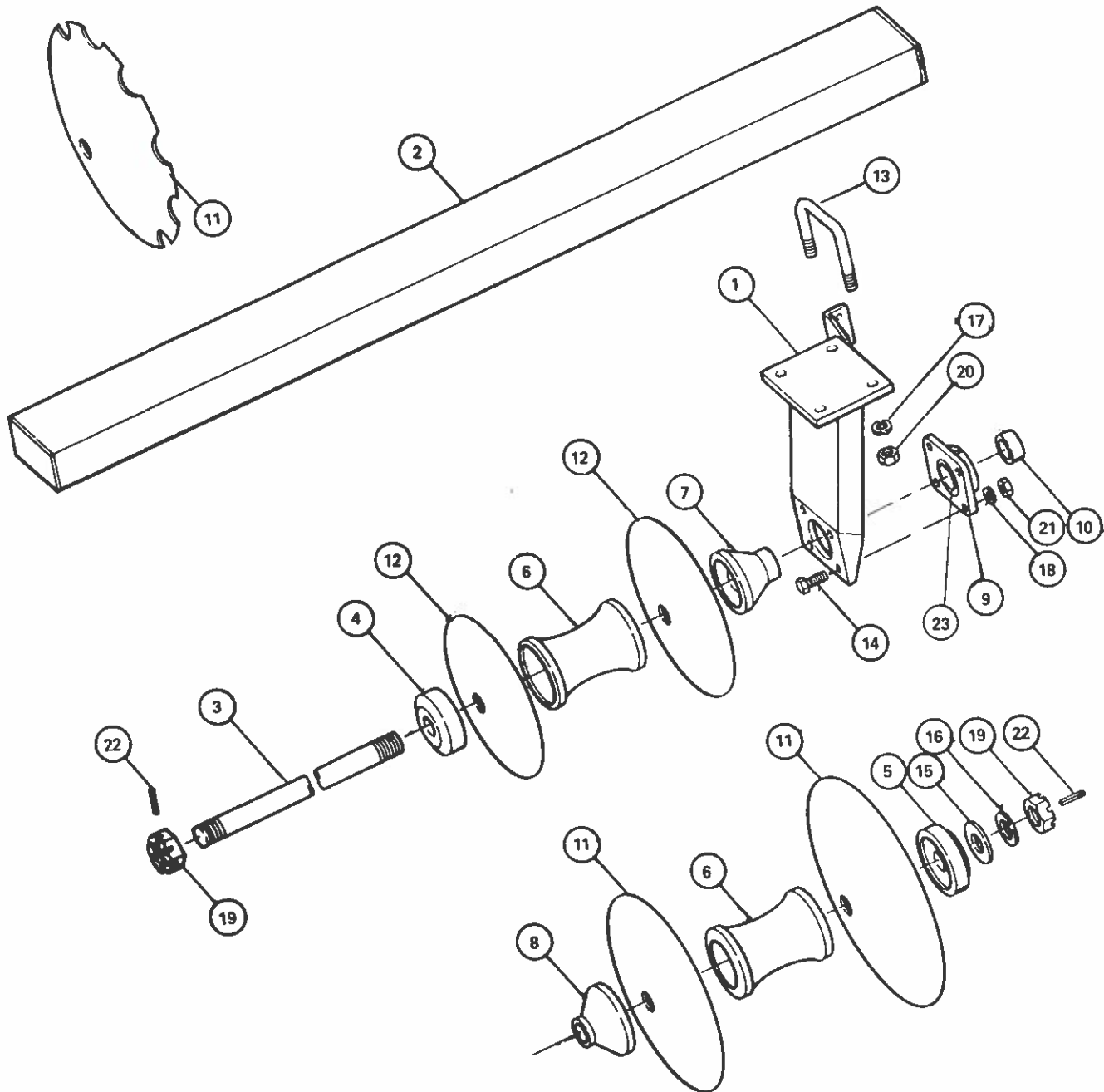
REF. NO.	PART NO.	DESCRIPTION
1	25769	Front Bearing for Toggle Mount Bearing
2	24169	Gang Beam 7' 6" long for 8' RPN
2	24172	Gang Beam 10' 0" long for 10' RPN
3	25724	1-1/2" Square Gang Shaft 89-3/4" long
3	25725	1-1/2" Square Gang Shaft 92-3/4" long
3	25729	1-1/2" Square Gang Shaft 113-3/4" long
3	25730	1-1/2" Square Gang Shaft 117-1/4" long
4	25710	End Cap Casting x 2-1/4" long
5	24190	Spring End Gang Washer
6	24447	9" Gang Spool Casting
7	24351	Long Bearing Spool Casting for 9" Spacing
7	25696	Long Bearing Spool Casting for 10-1/2" Spacing
8	24352	Short Bearing Spool Casting
9	24306	Toggle Bearing and Casting Assembly (consists of Ref. No. 10, 11, 12 & 13)
10	24155	Toggle Bearing Casting
11	24008	Toggle Bearing Washer
12	24099	Toggle Bearing Insert w/Square Hole (1-1/2") 3181R1
13	24210	Toggle Bearing Retaining Ring
14	24487	Bearing Clamp Clip for 10" hole mount spring
15	24486	Bearing Clamp for 10" hole mount spacing
16	88614	1-1/2" Nut, Hex Heavy Slotted
17	88605	Roll Pin 5/16" x 2-1/4" long
18	88610	1-9/16" I.D. x 3" O.D. x 1/4" Gang Washer
19	25700	Disk Blade 26" x 3.0" Conc. x 1/4" Smooth - Front
19	25699	Disk Blade 26" x 3.0" Conc. x 1/4" Notch - Front
19	24038	Disk Blade 24" x 3.0" Conc. x 1/4" Smooth - Front
19	24325	Disk Blade 24" x 3.0" Conc. x 1/4" Notch - Front
19	25704	Disk Blade 24" x 3.0" Conc. x 6 Ga. Smooth - Front
19	25705	Disk Blade 24" x 3.0" Conc. x 6 Ga. Notch - Front
20	24478	U-Bolt 7/8" x 8" Spread
21	24329	U-Bolt for Scraper Bar
22	88291	Bolt 3/4" x 3" long (Grade 5)
23	88621	Lock Nut 1/2" (Nylon)
24	88611	Lock Nut 3/4" (Nylon)
25	88371	Nut (non-lock) 7/8"
26	88341	Lock Washer 7/8"

OPTIONAL FLEX COMPONENTS

27	25706	Spring Shank for Rolling Plow for 10" spacing
28	25757	Scraper Bar Bracket Weldment
29	25715	Top Clamp Plate
30	25756	Bottom Bearing Shank Saddle
31	25689	U-Bolt 7/8" x 8" spread w/7-1/2" long leg
32	24359	Pivot Bushing (1" O.D. x 3/4" long)
33	88131	Flat Washer 3/4"
34	25692	Bolt 3/4" x 4-1/2" long (Grade 5)
35	88130	Lock Washer 3/4"

RPN ONLY

REAR GANGS
ROUND GANG SHAFT COMPONENTS



REAR GANGS

ROUND GANG SHAFT COMPONENTS

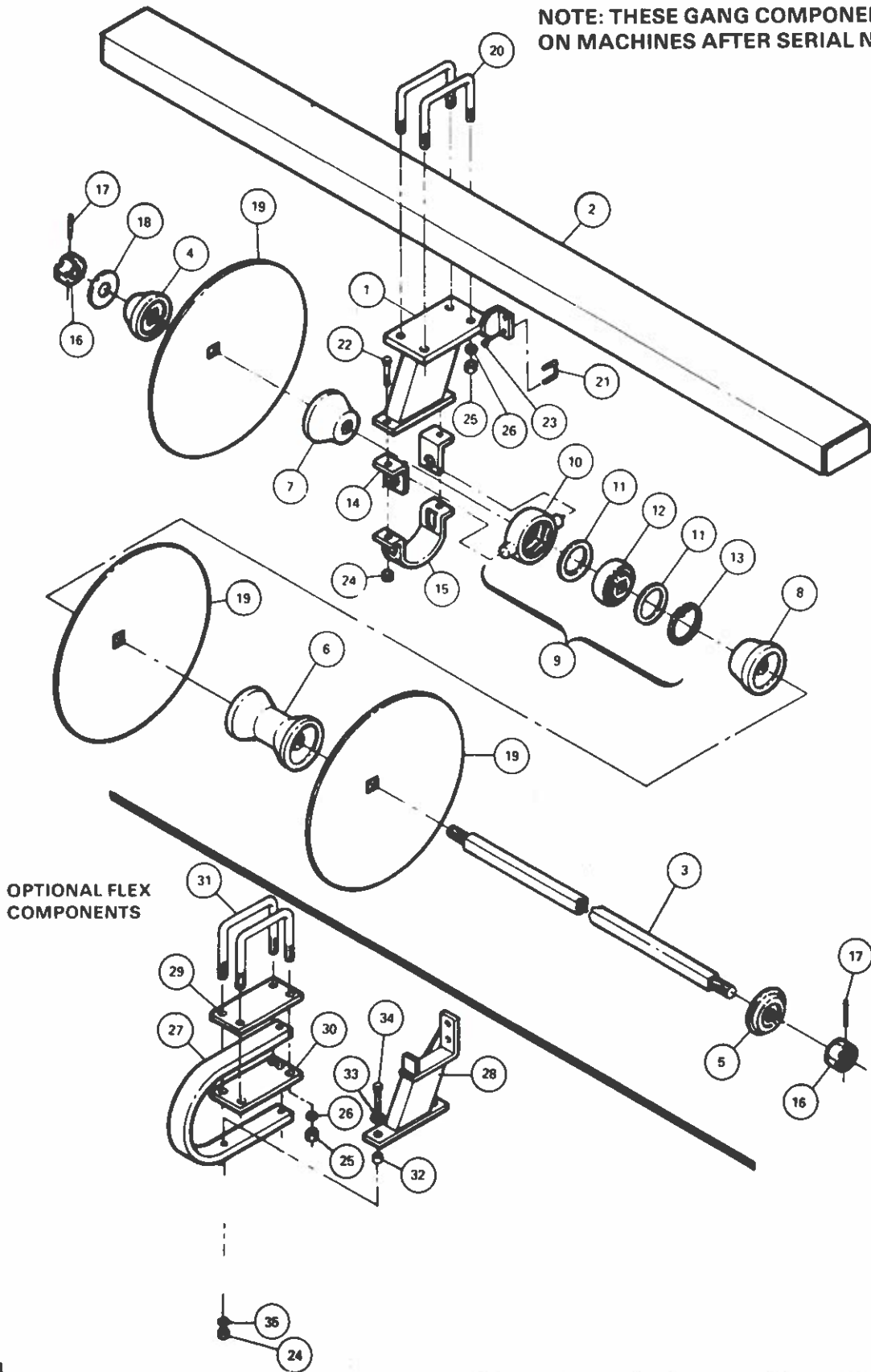
RPN ONLY

<u>REF. NO.</u>	<u>PART NO.</u>	<u>DESCRIPTION</u>
1	24078	Bearing Stand, Rear Gang
2	24166	Gang Beam, 8' long for 8' RPN
2	24172	Gang Beam, 10' long for 10' RPN
3	24233	1 3/4" dia. Gang Shaft, 103 1/2" long
3	24240	1 3/4" dia. Gang Shaft, 122 1/2" long
3	24234	1 3/4" dia. Gang Shaft, 125" long
3	24229	1 3/4" dia. Gang Shaft, 127" long
4	24051	End Cap
5	24052	End Cap
6	24001	Spool Casting, 9" long
6	24048	Spool Casting, 10 1/2" long
7	24002	Long Bearing Spool Half for 9" spacing
7	24003	Long Bearing Spool Half for 10 1/2" spacing
8	24050	Short Bearing Spool End Casting
9	24023	Heavy Duty Gang Bearing, 2-3/16"
10	24046	Gang Shaft Bushing
11	24431	26" Blade .250, 4" Concave
11	24434	26" Blade .250, 4" Concave with cut-out
11	24444	24" Blade .250, 3 3/4" Concave
11	24445	24" Blade .250, 3 3/4" Concave with cut-out
11	24435	24" Blade .203, 3 3/4" Concave
11	24419	24" Blade .203, 3 3/4" Concave with cut-out
11	24428	22" Blade .180, 3 3/4" Concave
11	24420	22" Blade .180, 3 3/4" Concave with cut-out
12	24497	20" Blade 6 ga., 2" Concave
12	24031	20" Blade 6 ga., 2" Concave with cut-out
12	24432	18" Blade .148, 1 3/4" Concave
12	24427	18" Blade .148, 1 3/4" Concave with cut-out
12	24463	16" Blade .148, 1 1/2" Concave
13	24478	8" U-Bolt, 7/8"
14	88247	Bolt 1/2" - 13 x 2" long
15	24533	Washer, flat, 1 3/4" (3/4" thick x 4" O.D.)
16	25677	Washer, flat, 1 3/4"
17	88341	Washer, lock, 7/8"
18	88303	Washer, lock, 1/2"
19	24220	Nut, slotted, 1 3/4"
20	88371	Nut, 7/8" (non lock)
21	88104	Nut, 1/2" (non lock)
22	25683	Pin, roll, 5/16" dia. x 2 3/4" long
23	24022	Bearing Insert (can be ordered separately)

**RPN 20
Series
Only**

**REAR GANGS
SQUARE GANG SHAFT COMPONENTS**

NOTE: THESE GANG COMPONENTS ARE USED ON MACHINES AFTER SERIAL NO. 1091.



REAR GANGS

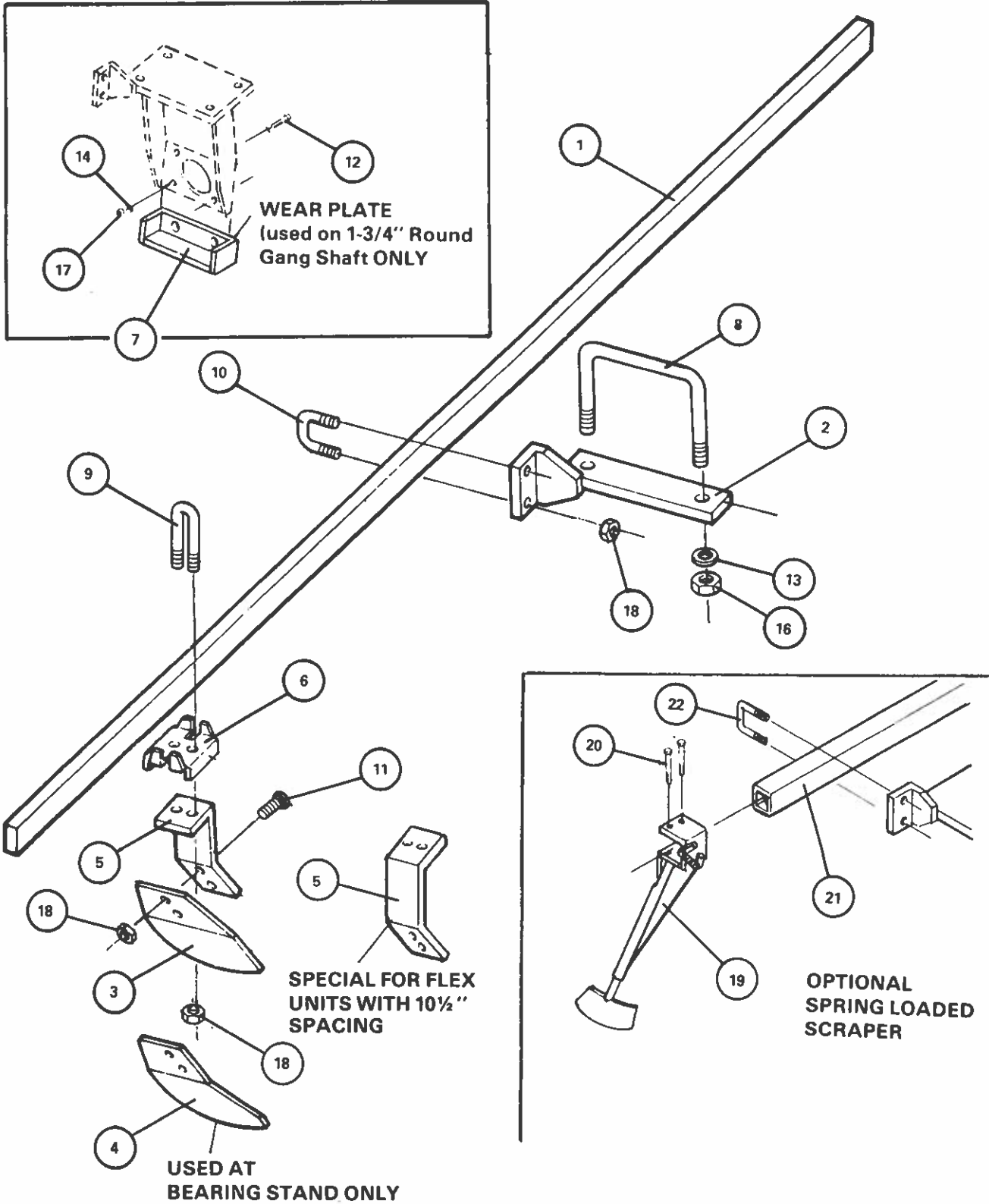
SQUARE GANG SHAFT COMPONENTS

RPN 20
Series
Only

REF. NO.	PART NO.	DESCRIPTION
1	25768	Rear Bearing Stand for Toggle Mount Bearing
2	24166	Gang Beam 8' 0" long for 8' RPN
2	24172	Gang Beam 10' 0" long for 10' RPN
3	25726	1-1/2" Square Gang Shaft 99" long
3	25727	1-1/2" Square Gang Shaft 103-1/2" long
3	25737	1-1/2" Square Gang Shaft 124-1/4" long
3	25732	1-1/2" Square Gang Shaft 126-1/4" long
4	25710	End Cap casting (2-1/4" long)
5	24190	Spring End Gang Washer
6	24447	9" Gang Spool Casting
6	25697	10-1/2" Gang Spool Casting
7	24351	Long Bearing Spool Casting for 9" Spacing
7	25696	Long Bearing Spool Casting for 10-1/2" Spacing
8	24352	Short Bearing Spool Casting
9	24306	Toggle Bearing and Casting Assembly (consists of Ref. No. 10, 11, 12 & 13)
10	24155	Toggle Bearing Casting
11	24008	Toggle Bearing Washer
12	24099	Toggle Bearing Insert w/ Square Hole (1-1/2")
13	24210	Toggle Bearing Retaining Ring
14	24487	Bearing Clamp Clip for 10" hole mount spacing
15	24486	Bearing Clamp for 10" hole mount spacing
16	88614	1-1/2" Nut, Hex Heavy Slotted
17	88605	Roll Pin 5/16" x 2-1/4" long
18	88610	1-9/16" I.D. x 3" O.D. x 1/4" Gang Washer
19	25865	Disk Blade 26" x 3.5" Conc. x 1/4" Smooth - Rear
19	25708	Disk Blade 26" x 3.5" Conc. x 1/4" Notch - Rear
19	25864	Disk Blade 24" x 3.69" Conc. x 1/4" Smooth - Rear
19	25712	Disk Blade 24" x 3.69" Conc. x 1/4" Notch - Rear
19	25709	Disk Blade 24" x 3.69" Conc. x 6 Ga. Smooth - Rear
19	25711	Disk Blade 24" x 3.69" Conc. x 6 Ga. Notch - Rear
19	24278	Disk Blade 22" x 2.5" Conc. x 1/4" Smooth
19	24387	Disk Blade 22" x 2.5" Conc. x 1/4" Notched
19	24054	Disk Blade 20" x 2.0" Conc. x 1/4" Smooth
19	24107	Disk Blade 20" x 2.0" Conc. x 1/4" Notch
19	24160	Disk Blade 18" x 1.75" Conc. x 6 Ga. Smooth
19	24219	Disk Blade 18" x 1.75" Conc. x 6 Ga. Notch
20	24478	U-Bolt 7/8" x 8" Spread
21	24329	U-Bolt for Scraper Bar
22	88291	Bolt 3/4" x 3" long (Grade 5)
23	88621	Lock Nut 1/2" (Nylon)
24	88611	Lock Nut 3/4" (Nylon)
25	88371	Nut (non-lock) 7/8"
26	88341	Lock Washer 7/8"
OPTIONAL FLEX COMPONENTS		
27	25706	Spring Shank for Rolling Plow
28	25757	Scraper Bar Bracket Weldment
29	25715	Top Clamp Plate
30	25756	Bottom Bearing Shank Saddle
31	25689	U-Bolt 7/8" x 8" spread w/7-1/2" long leg
32	24359	Pivot Bushing (1" O.D. x 3/4" long)
33	88131	Flat Washer 3/4"
34	25692	Bolt 3/4" x 4-1/2" long
35	88130	Lock Washer 3/4" long

RPN
RPN 20

GANG COMPONENTS



GANG COMPONENTS**RPN
RPN 20**

<u>REF. NO.</u>	<u>PART NO.</u>	<u>DESCRIPTION</u>
1	24115	Scraper Bar, 8'0" long
1	24116	Scraper Bar, 8'5" long
1	24117	Scraper Bar, 9'9 1/2" long
1	24109	Scraper Bar, 10'4" long
2	24044	Scraper Bar Bracket (use on rigid bearing stand only)
3	24301	Scraper Blade
4	24302	Scraper Blade (at bearing stand)
5	24247	Scraper Arm
5	25717	Special Scraper arm for Flex with 9" spacing (at the bearing stand only)
5	25716	Special scraper arm for Flex with 10-1/2" spacing (at the bearing stand only)
6	24300	Scraper Clip
7	24156	Bearing Stand Wear Plate (specify hole size for bolt when ordering)
8	24282	8" U-bolt, 3/4"
9	24329	1/2" U-bolt, for scraper arm clip
10	24217	1/2" U-bolt, for scraper bar
11	88445	Bolt, 1/2" - 13 x 1 1/2", carriage
12	25691	Bolt, Socket flat head 1/2" - 13 x 2 1/2"
13	88130	Washer, lock, 3/4"
14	88303	Washer, lock, 1/2"
16	88110	Nut, 3/4" (non lock)
17	88104	Nut, 1/2" (non lock)
18	88621	Nylock Nut, 1/2"

OPTIONAL SPRING LOADED SCRAPER

19	25698	"Walker" Spring Loaded Scraper
20	88608	Bolt 3/8" x 3" HHCS
21	25740	Special Scraper Bar (2" x 2" Sq. Tubing) 8' 0" long
21	25866	Special Scraper Bar (2" x 2" Sq. Tubing) 8' 5" long
21	25867	Special Scraper Bar (2" x 2" Sq. Tubing) 9' 9-1/2" long
21	25868	Special Scraper Bar (2" x 2" Sq. Tubing) 10' 4" long
22	25690	U-Bolt 1/2" dia. x 2-1/8" spread w/3-1/4" long legs

NOTE: A special scraper bar is required to mount spring loaded scrapers.

8' RPN and RPN 20 Series

GANG INFORMATION

Front Gang — 9" Spacing

TOTAL BLADES - 10

SCRAPER BAR - 8'0" Long

RPN 1-3/4" ROUND GANG SHAFT - 90-1/2" long

RPN 20 1-1/2" SQUARE GANG SHAFT - 89-3/4" long

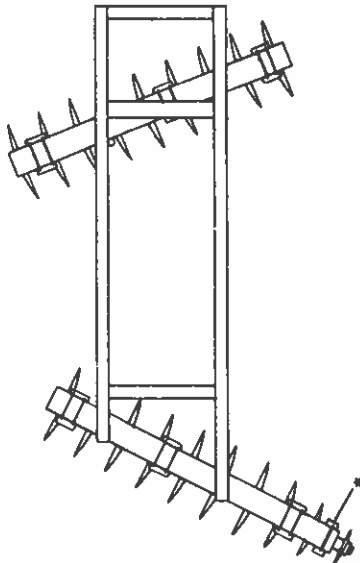
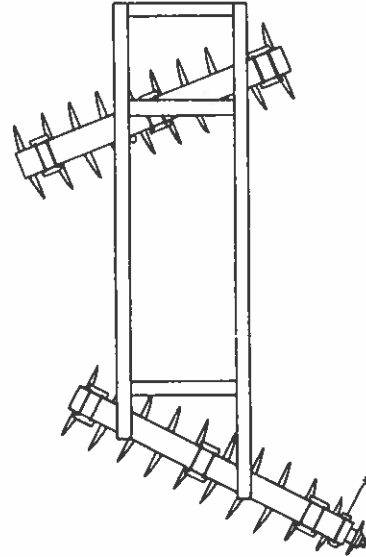
Rear Gang — 9" Spacing

TOTAL BLADES - 11

SCRAPER BAR - 8'5" long

RPN 1-3/4" ROUND GANG SHAFT - 99-3/4" long

RPN 20 1-1/2" SQUARE GANG SHAFT - 99" long



Front Gang - 10½" Spacing

TOTAL BLADES - 9

SCRAPER BAR - 8'0" long

RPN 1-3/4" ROUND GANG SHAFT - 93" long

RPN 20 1-1/2" SQUARE GANG SHAFT - 92-3/4" long

Rear Gang — 10½" Spacing

TOTAL BLADES - 10

SCRAPER BAR - 8'5" long

RPN 1-3/4" ROUND GANG SHAFT - 103-1/2" long

RPN 20 1-1/2" SQUARE GANG SHAFT - 103-1/2" long

NOTE: *Indicates location of Scraper Bar Bracket used when unit is equipped with rigid bearing stands. These brackets are not needed on units equipped with Flex bearing stands.

GANG INFORMATION**10' RPN
and
RPN 20 Series****Front Gang — 9" Spacing**

TOTAL BLADES - 13

SCRAPER BAR - 9'9-1/2" long

RPN 1-3/4" ROUND GANG SHAFT - 118" long

RPN 20 1-1/2" SQUARE GANG SHAFT - 117-1/4" long

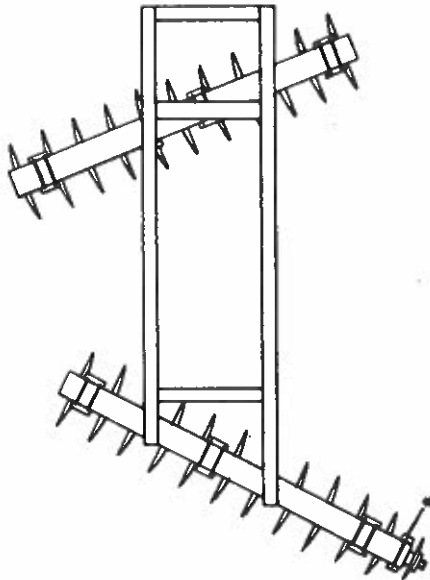
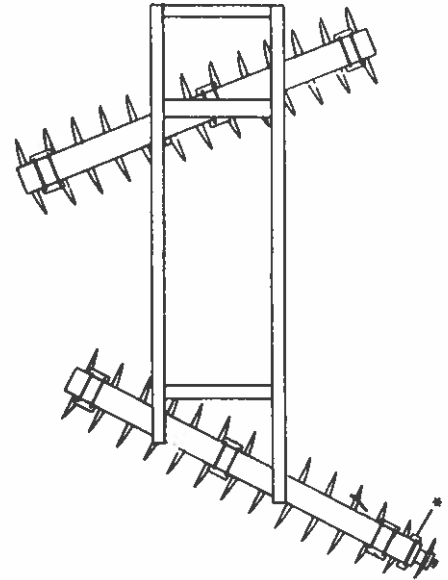
Rear Gang — 9" Spacing

TOTAL BLADES - 14

SCRAPER BAR - 10'4" long

RPN 1-3/4" ROUND GANG SHAFT - 127" long

RPN 20 1-1/2" SQUARE GANG SHAFT - 126-1/4" long

**Front Gang — 10½" Spacing**

TOTAL BLADES - 11

SCRAPER BAR - 9'9-1/2" long

RPN 1-3/4" ROUND GANG SHAFT - 114-1/2" long

RPN 20 1-1/2" SQUARE GANG SHAFT - 113-3/4" long

Rear Gang — 10½" Spacing

TOTAL BLADES - 12

SCRAPER BAR - 10'4" long

RPN 1-3/4" ROUND GANG SHAFT - 125" long

RPN 20 1-1/2" SQUARE GANG SHAFT - 124-1/4" long

NOTE: *Indicates location of Scraper Bar Bracket used when unit is equipped with rigid bearing stands. These brackets are not needed on units equipped with Flex bearing stands.



WIL-RICH
FARM EQUIPMENT DIV.

LEAR SIEGLER, INC.



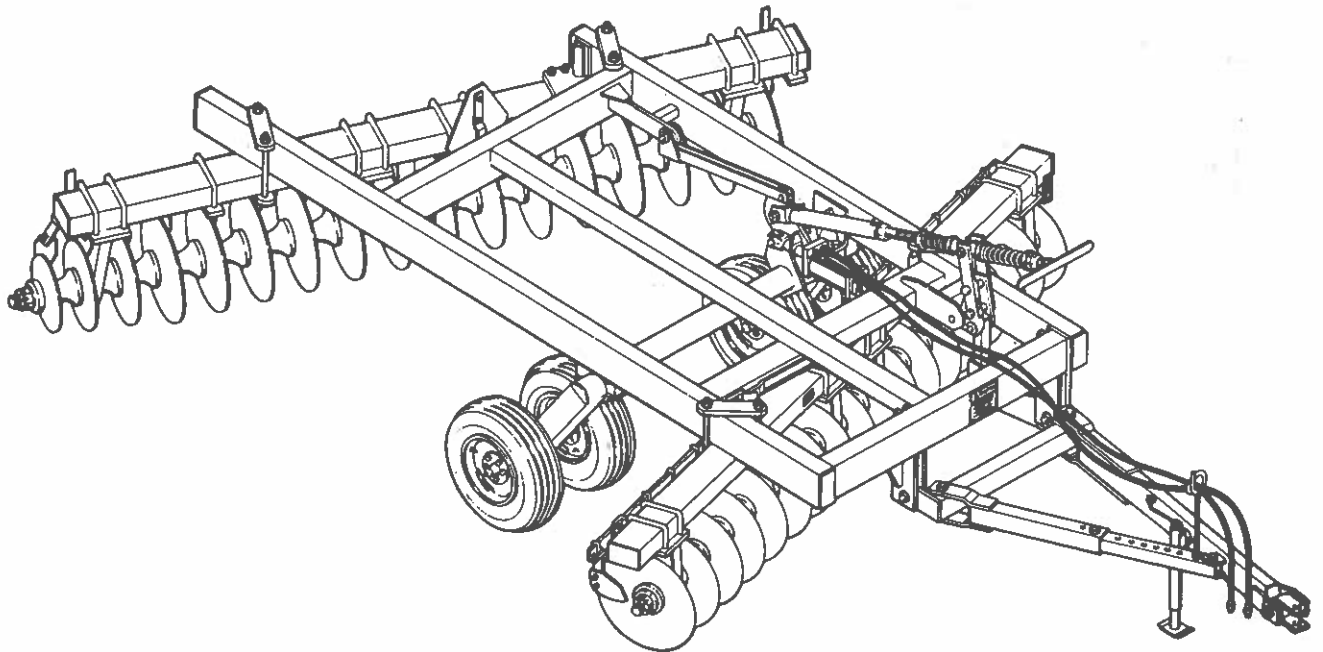
**PARTS LISTINGS IN THIS SECTION APPLY TO RPS SERIES
BEGINNING WITH THE FOLLOWING SERIAL NUMBER 1007**

AND

**RPS 20 SERIAL MODELS BEGINNING WITH THE
FOLLOWING SERIAL NUMBER 1091.**

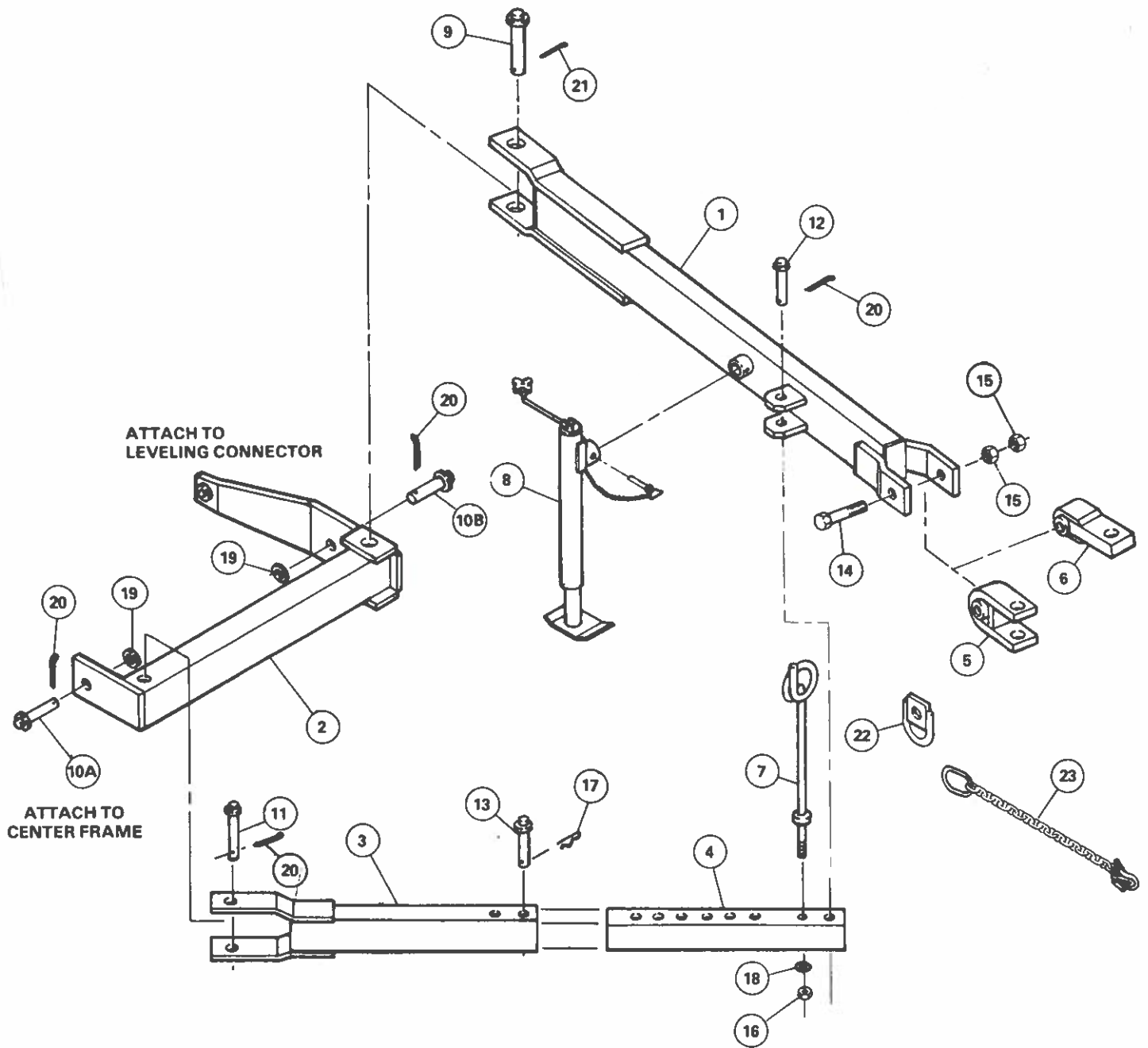
PARTS CATALOG

**RPS SERIES &
RPS 20 SERIES
10', 12', 14', & 16'**



RPS RPS 20

HITCH

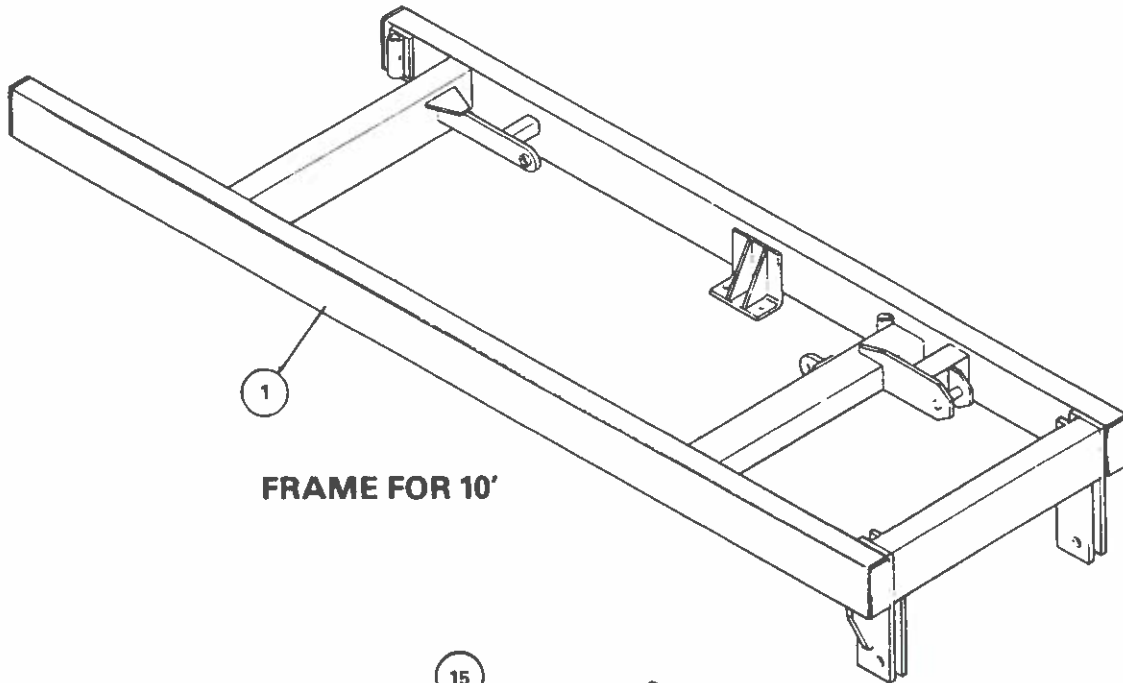


HITCH**RPS
RPS 20**

<u>REF. NO.</u>	<u>PART NO.</u>	<u>DESCRIPTION</u>
1	24467	Hitch, Main Tube
2	24389	Hitch, Frame and Leveling Tube
3	24436	Hitch, Adjustment Tube
4	24416	Hitch, Adjustment Member
5	24484	Hitch Clevis
6	24437	Bar Type Hitch Clevis
7	24328	Hose Carrier
8	24415	Jack
9	24340	Pin, 1 3/4" dia. x 9 3/4" long
10A	24341	Pin, 1 1/4" dia. x 3-5/8" long
10B	24334	Pin 1 1/4" dia. x 4-3/8" long
11	24338	Pin, 1" dia. x 7 1/2" long
12	24335	Pin, 1" dia. x 5 1/4" long
13	24337	Pin, 1" dia. x 4-3/8" long (yellow color)
14	24304	Bolt, 1 1/4" x 8" Hex Hd. Mach.
15	88622	Nut, 1 1/4" Hex jam
16	88104	Nut, 1/2" (non lock)
17	88352	Spring clip #6
18	88303	Washer, lock, 1/2"
19	88602	Washer, flat, 1 1/4"
20	88601	Cotter Pin, 1/4" x 2" long
21	88603	Cotter Pin, 1/4" x 3" long
22	24491	Safety Chain Bracket (Optional)
23	24456	Safety Chain w/hook (Optional)
--	24019	Optional Safety Chain (Consists of bracket #24491 and safety chain #24456.)

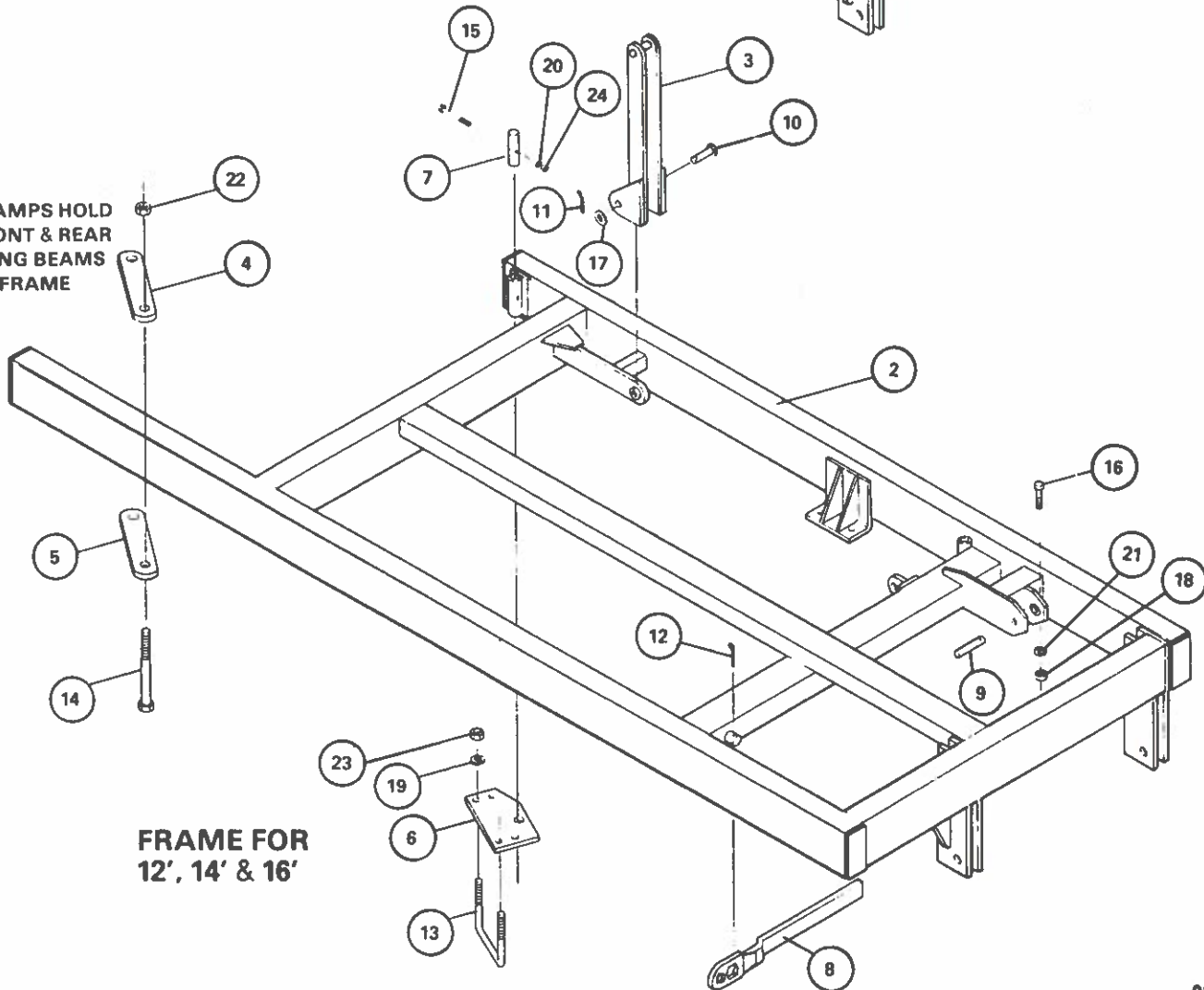
RPS RPS 20

FRAME



FRAME FOR 10'

CLAMPS HOLD
FRONT & REAR
GANG BEAMS
TO FRAME



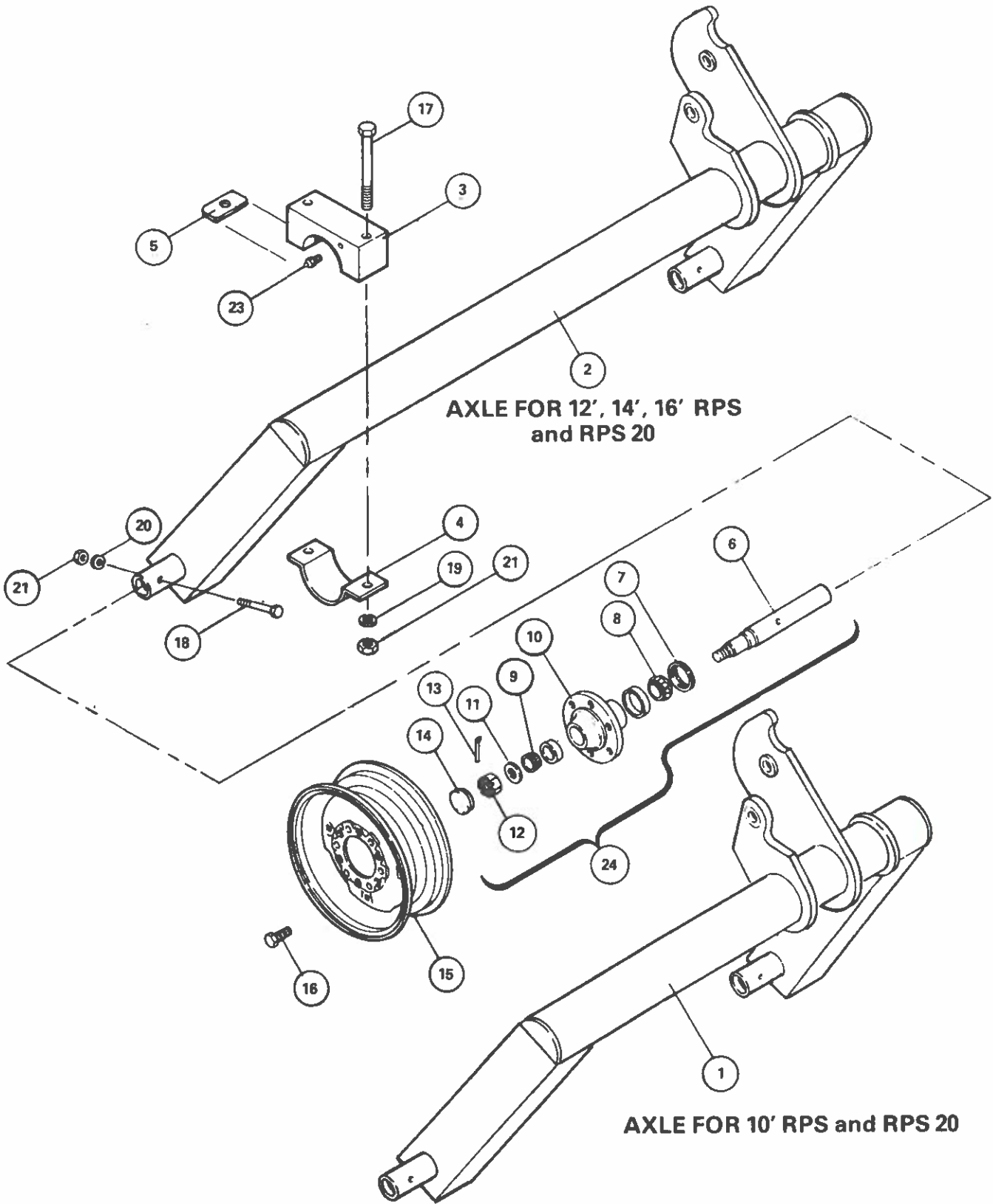
FRAME FOR
12', 14' & 16'

FRAME**RPS
RPS 20**

<u>REF. NO.</u>	<u>PART NO.</u>	<u>DESCRIPTION</u>
1	24281	Frame for 10' RPN and RPS 20
2	24331	Frame for 12', 14' & 16' RPS and RPS 20
3	24158	Transport Lockout
4	24439	Clamp Plate (top)
5	24470	Clamp Plate (bottom)
6	24092	Pivot Base
7	24144	Pivot Pin
8	24305	RPS Gang Wrench for 1-3/4" Round Shaft
8	25762	RPS/20 Series Gang Wrench for 1-1/2" square shaft
9	24297	Pin (headless) 1" dia. x 5 1/2" long
10	24337	Pin, 1" dia. x 4-3/8" long
11	88601	Cotter Pin, 1/4" x 2" long
12	88603	Cotter Pin, 1/4" x 3" long
13	24478	U-bolt, 7/8" dia. x 8"
14	25682	Bolt, 1 1/4" - 7 x 16" long
15	88608	Bolt, 3/8" - 16 x 3" long
16	88488	Bolt, 5/16" - 18 x 2 1/4" long
17	88196	Washer, flat, 1"
18	25687	Nut 5/16" non lock
19	88341	Washer, lock, 7/8"
20	88362	Washer, lock, 3/8"
21	25686	Washer, lock, 5/16"
22	88684	Nut, 1 1/4" (non lock)
23	88371	Nut, 7/8" (non lock)
24	88103	Nut, 3/8" (non lock)

RPS
RPS 20

AXLE

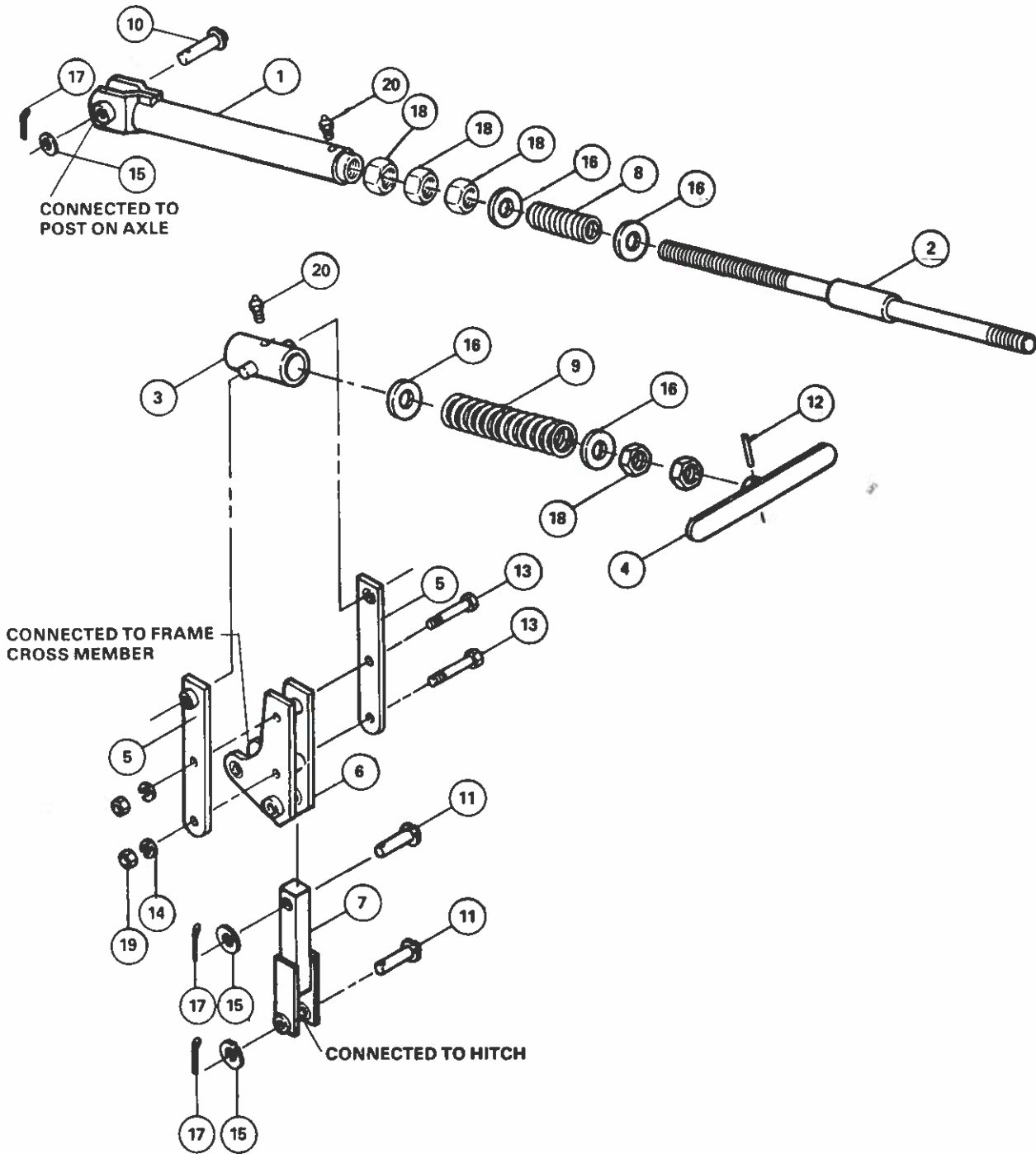


AXLE**RPS
RPS 20**

<u>REF. NO.</u>	<u>PART NO.</u>	<u>DESCRIPTION</u>
1	24327	Axle for 10' RPS and RPS 20
2	24176	Axle for 12', 14' & 16' RPS and RPS 20
3	24076	Axle Bearing Casting w/Zerk
4	24056	Axle Bearing Clamp
5	24079	Bearing Shim, thin
5	24132	Bearing Shim, thick
6	*24105	Spindle, 1 3/4" x 12-1/8" long
7	*24384	Seal, grease
8	*24457	Inside Bearing Cone (LM48548)
9	*10345	Outside Bearing Cone (LM67048)
10	*24298	Hub Casting with Cups and grease zerk
--	24405	Inside bearing cup (LM48510)
--	10344	Outside bearing cup (LM67010)
11	*24221	Washer, 2" O.D. x 7/8" I.D., flat
12	*24222	Castle Nut, 7/8"
13	*88607	Cotter Pin, 5/32" x 1 1/4" long
14	*11381	Dust Cap
15	24299	Wheel Rim, 15" x 8" wide, 6 bolt
16	*24385	Wheel Bolt, 1/2"
17	88600	Bolt, 3/4" - 10 x 6 1/2" (grade 5)
18	88608	Bolt, 3/8" - 16 x 3" long
19	88130	Lock Washer, 3/4"
20	88362	Lock Washer, 3/8"
21	88110	Nut, 3/4" (non lock)
22	88103	Nut, 3/8" (non lock)
23	24709	Grease Zerk, 1/4"
24	24285 41233	1 3/4" Spindle and Hub Assembly (Consist of all parts marked by an asterisk)

RPS RPS 20

LEVELING LINKAGE

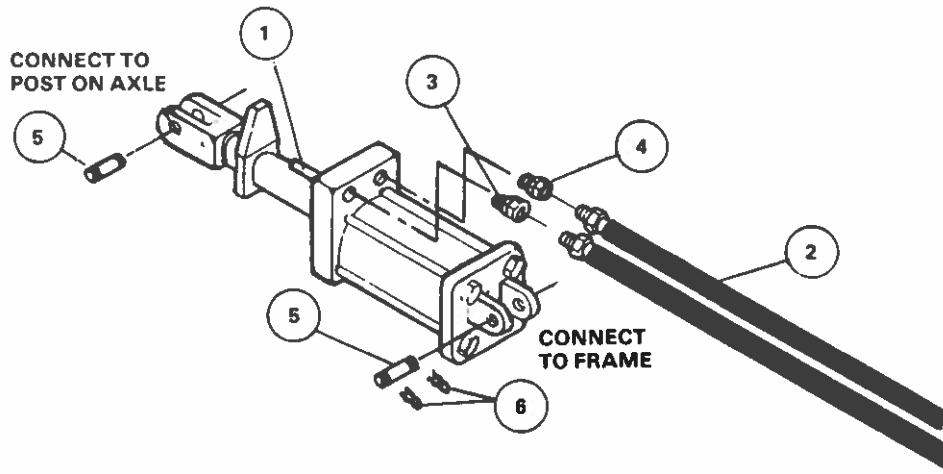


LEVELING LINKAGE**RPS
RPS 20**

<u>REF. NO.</u>	<u>PART NO.</u>	<u>DESCRIPTION</u>
1	*24067	Leveling Screw Connector
2	*24284	1 1/4" Leveling Screw Shaft
3	*24490	Trunion
4	*24286	Leveling Screw Handle
5	24360	Level Pivot Strap
6	24014	Leveling Pivot Plate
7	24120	Leveling Connector
8	*24423	Leveling Screw Spring #2
9	*24424	Leveling Screw Spring #1
10	*24337	Pin, 1" dia. x 4-3/8" long
11	24335	Pin, 1" dia. x 5 1/4" long
12	*88472	Pin, roll, 5/16" dia. x 1 3/4" long
13	25678	Bolt, 1" - 8 x 5 1/2" long
14	*25680	Washer, lock, 1"
15	88196	Washer, flat, 1"
16	*25755	Spring Stop, washer 2 3/4" O.D.
17	*88601	Cotter Pin, 1/4" x 2" long
18	*88622	Nut, Jam, 1 1/4"
19	25679	Nut, 1" (non lock)
20	*24709	Grease Zerk, 1/4"
	24068	Leveling Screw Assembly (consists of all parts marked by asterisk)

RPS HYDRAULIC CYLINDER & COMPONENTS

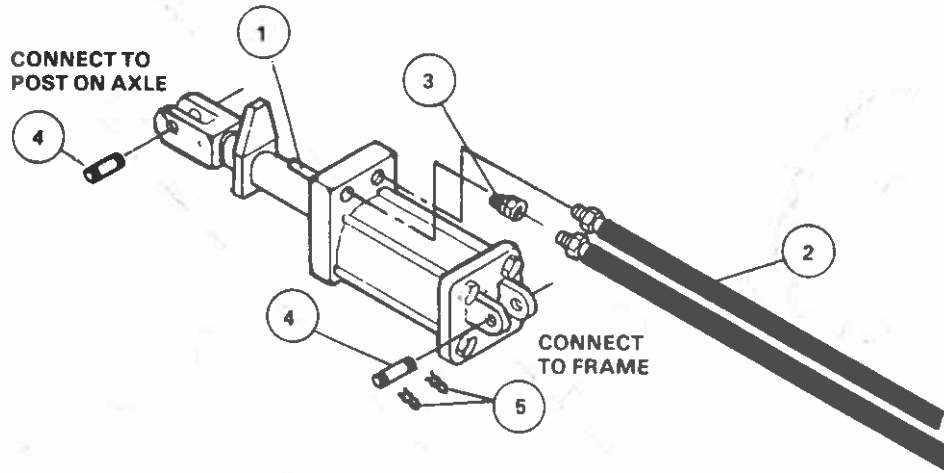
RPS 20



REF. NO.	PART NO.	DESCRIPTION
1	*24027	*Hydraulic Cylinder 4" Bore x 8" Stroke with Internal Depth Control System, 1/2" o-ring ports.
2	24087	Hydraulic Hose 1/2" x 13'0" long
3	24391	Hydraulic Fitting, 3/16" flow restrictor
4	24004	Hydraulic Fitting, Adapter male to female
5	24318	Pin, 1"
6	24315	Spring Clip

*Parts breakdown for the 24027 4" Bore x 8" Stroke Cylinder are on pages 78 & 79.

HYDRAULIC CYLINDER & COMPONENTS RPS RPS 20



<u>REF. NO.</u>	<u>PART NO.</u>	<u>DESCRIPTION</u>
1	*24027	*Hydraulic Cylinder 4" Bore x 8" Stroke with Internal Depth Control system 3/4"-16 SAE #8 o-ring ports.
2	24062	Hydraulic Hose 3/8" x 13'0" long
3	24065	Hydraulic Fitting, 3/16" flow restrictor
4	24318	Clevis Pin 1"
5	24315	Spring Clip

*Parts breakdown for the 24027 4" Bore x 8" Stroke Cylinder is on pages 78 & 79.

FRONT GANGS

ROUND GANG SHAFT COMPONENTS

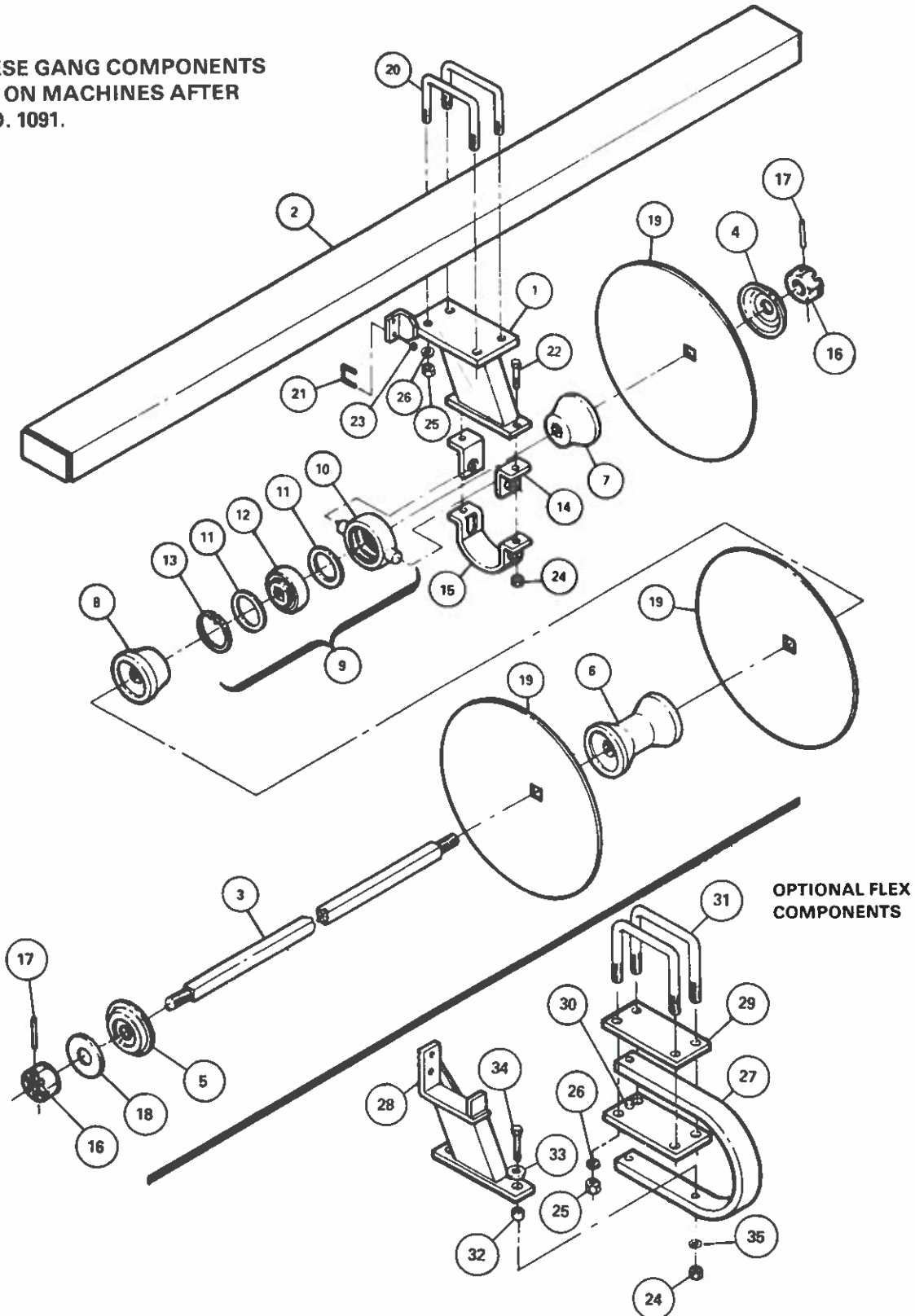
RPS ONLY

<u>REF.NO.</u>	<u>PART NO.</u>	<u>DESCRIPTION</u>
1	24028	Bearing Stand, Front Gang
2	24172	Gang Beam, 10' 0" long for 10' RPS
2	24114	Gang Beam, 12' 0" long for 12' 0" RPS
2	24112	Gang Beam, 13' 6" long for 14' 0" RPS
2	24167	Gang Beam, 15' 0" long for 16' 0" RPS
3	24239	1 3/4" dia. Gang Shaft, 72" long
3	24244	1 3/4" dia. Gang Shaft, 81 1/4" long
3	24246	1 3/4" dia. Gang Shaft, 82 1/2" long
3	24245	1 3/4" dia. Gang Shaft, 90 1/2" long
3	24230	1 3/4" dia. Gang Shaft, 93" long
3	24241	1 3/4" dia. Gang Shaft, 118" long
3	24242	1 3/4" dia. Gang Shaft, 114 1/2" long
4	24051	End Cap
5	24052	End Cap
6	24001	Spool Casting, 9" long
6	24048	Spool Casting, 10 1/2" long
7	24002	Long Bearing Spool Half for 9" spacing
7	24003	Long Bearing Spool Half for 10 1/2" spacing <i>D1005</i>
8	24050	Short Bearing Spool End Casting <i>D1003</i>
9	24023	Heavy Duty Gang Bearing, 2-3/16" <i>3030R1</i>
10	24046	Gang Shaft Bushing
11	24425	26" Blade .250, 3 1/2" Concave
11	24426	26" Blade .250, 3 1/2" Concave with cut-out
11	24443	24" Blade .250, 3" Concave
11	24440	24" Blade .250, 3" Concave with cut-out
11	24421	24" Blade .203, 3" Concave
11	24429	24" Blade .203, 3" Concave with cut-out
12	24478	8" U-bolt, 7/8"
13	88247	Bolt 1/2" - 13 x 2" long
14	24533	Washer, flat, 1 3/4" (3/4" thick x 4" O.D.)
15	25677	Washer, flat, 1 3/4"
16	88341	Washer, lock, 7/8"
17	88303	Washer, lock, 1/2"
18	24220	Nut, slotted 1 3/4"
19	88371	Nut, 7/8" (non lock)
20	88104	Nut 1/2" (non lock)
21	25683	Pin, roll, 5/16" dia. x 2-3/4" long
22	24022	Bearing Insert (can be ordered separately)

RPS 20 Series Only

FRONT GANGS SQUARE GANG SHAFT COMPONENTS

NOTE: THESE GANG COMPONENTS
ARE USED ON MACHINES AFTER
SERIAL NO. 1091.



FRONT GANGS

SQUARE GANG SHAFT COMPONENTS

RPS 20
Series
Only

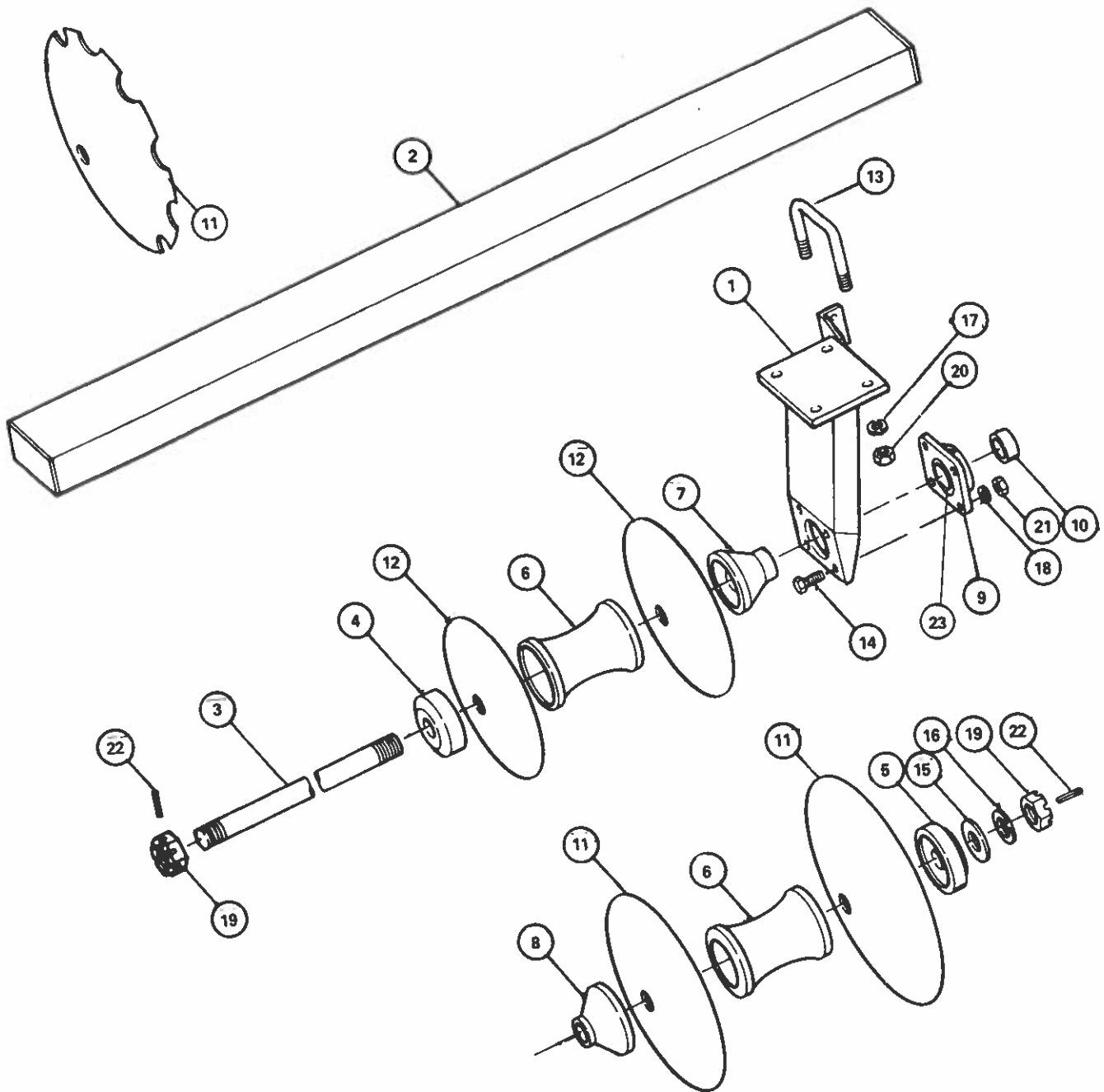
REF. NO.	PART NO.	DESCRIPTION
1	25769	Front Bearing for Toggle Mount Bearing
2	24172	Gang Beam, 10' 0" long
2	24114	Gang Beam, 12' 0" long
2	24112	Gang Beam, 13' 6" long
2	24167	Gang Beam, 15' 0" long
3	24722	1-1/2" Square Gang Shaft 80-3/4" long
3	24721	1-1/2" Square Gang Shaft 71-1/2" long
3	25725	1-1/2" Square Gang Shaft 92-3/4" long
3	25729	1-1/2" Square Gang Shaft 113-3/4" long
3	25730	1-1/2" Square Gang Shaft 117-1/4" long
4	25710	End Cap casting (2-1/4" long)
5	24190	Spring End Gang Washer
6	24447	9" Gang Spool Casting
6	25697	10-1/2" Gang Spool Casting
7	25695	Long Bearing Spool Casting for 9" Spacing
7	25696	Long Bearing Spool Casting for 10-1/2" Spacing
8	25694	Short Bearing Spool Casting
9	24306	Toggle Bearing and Casting Assembly (consists of Ref. No. 10, 11, 12 & 13)
10	24155	Toggle Bearing Casting
11	24008	Toggle Bearing Washer
12	24099	Toggle Bearing Insert w/Square Hole (1-1/2")
13	24210	Toggle Bearing Retaining Ring
14	24487	Bearing Clamp Clip for 10" spacing
15	24486	Bearing Clamp for 10" spacing
16	88614	1-1/2" Nut, Hex Heavy Slotted
17	88605	Roll Pin 5/16" x 2-1/4" long
18	88610	1-9/16" I.D. x 3" O.D. x 1/4" Gang Washer
19	25700	Disk Blade 26" x 3.0" Conc. x 1/4" Smooth - Front
19	25699	Disk Blade 26" x 3.0" Conc. x 1/4" Notch - Front
19	24038	Disk Blade 24" x 3.0" Conc. 1/4" Smooth - Front
19	24325	Disk Blade 24" x 3.0" Conc. x 1/4" Notch - Front
19	25704	Disk Blade 24" x 3.0" Conc. x 6 Ga. Smooth - Front
19	25705	Disk Blade 24" x 3.0" Conc. x 6 Ga. Notch - Front
20	24478	U-Bolt 7/8" x 8" Spread
21	24329	U-Bolt for Scraper Bar
22	88291	Bolt 3/4" x 3" long (Grade 5)
23	88621	Lock Nut 1/2" (Nylon)
24	88611	Lock Nut 3/4" (Nylon)
25	88371	Nut (non-lock) 7/8"
26	88341	Lock Washer 7/8"

OPTIONAL FLEX COMPONENTS

27	25706	Spring Shank for Rolling Plow
28	25757	Scraper Bar Bracket Weldment
29	25715	Top Clamp Plate
30	25756	Bottom Bearing Shank Saddle
31	25689	U-Bolt 7/8" x 8" spread w/7-1/2" long leg
32	24359	Pivot Bushing (1" O.D. x 3/4" long)
33	88131	Flat Washer 3/4"
34	25692	Bolt 3/4" x 4-1/2" long (Grade 5)
35	88130	Lock Washer 3/4"

RPS ONLY

REAR GANGS
ROUND GANG SHAFT COMPONENTS



REAR GANGS

ROUND GANG SHAFT COMPONENTS

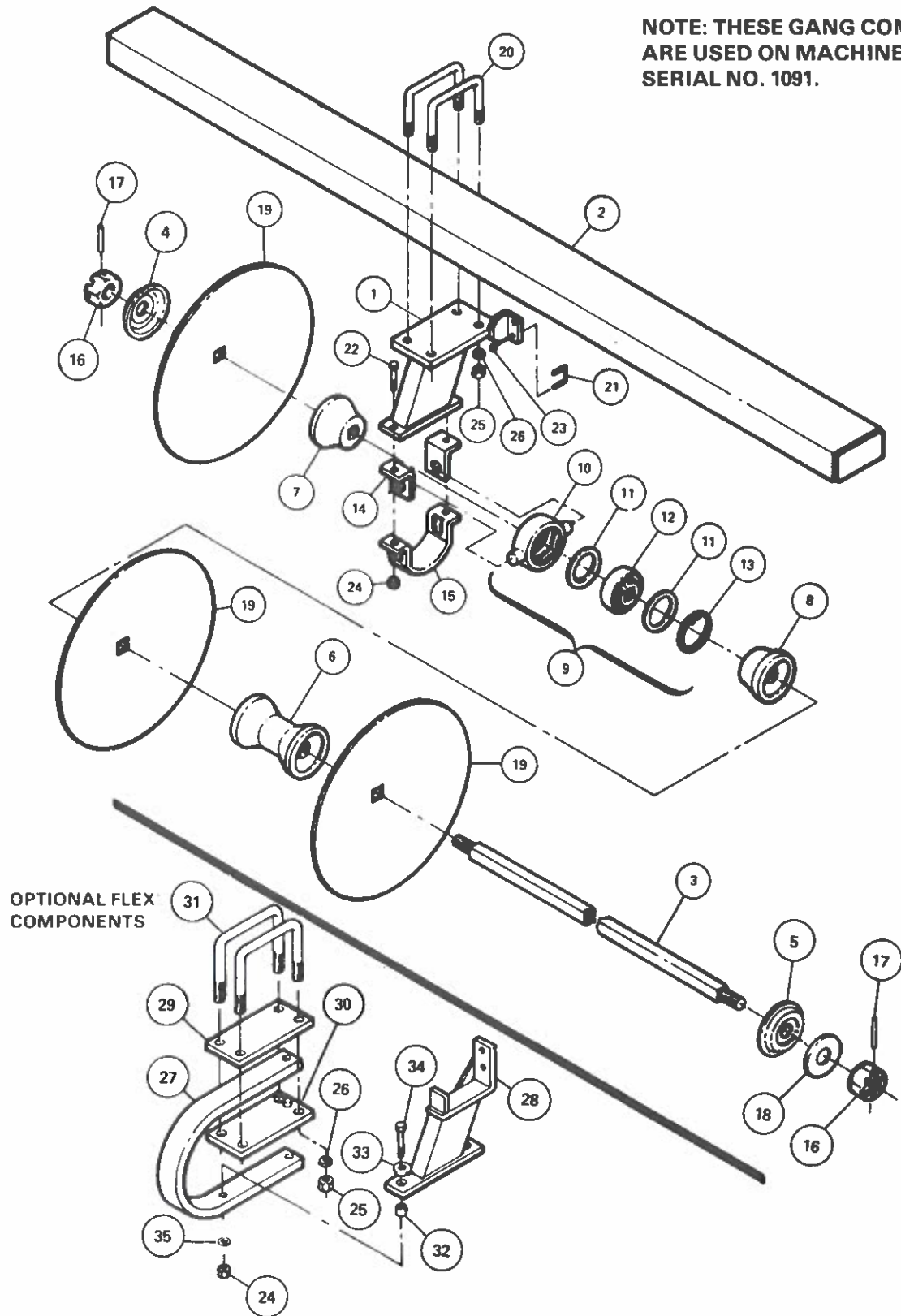
RPS ONLY

REF. NO.	PART NO.	DESCRIPTION
1	24078	Bearing Stand, Rear Gang
2	24166	Gang Beam, 10' long for 10' RPS
2	24114	Gang Beam, 12' long for 12' RPS
2	24170	Gang Beam, 14' long for 14' RPS
2	24164	Gang Beam, 16' long for 16' RPS
3	24239	1 3/4" dia. Gang Shaft, 72" long
3	24244	1 3/4" dia. Gang Shaft, 81 1/4" long
3	24246	1 3/4" dia. Gang Shaft, 82 1/2" long
3	24245	1 3/4" dia. Gang Shaft, 90 1/2" long
3	24230	1 3/4" dia. Gang Shaft, 93" long
3	24232	1 3/4" dia. Gang Shaft, 99 3/4" long
3	24233	1 3/4" dia. Gang Shaft, 103 1/2" long
3	24229	1 3/4" dia. Gang Shaft, 127" long
3	24234	1 3/4" dia. Gang Shaft, 125" long
3	24231	1 3/4" dia. Gang Shaft, 98" long
4	24051	End Cap
5	24052	End Cap
6	24001	Spool Casting, 9" long
6	24048	Spool Casting, 10 1/2" long
7	24002	Long Bearing Spool Half for 9" spacing
7	24003	Long Bearing Spool Half for 10 1/2" spacing
8	24050	Short Bearing Spool End Casting
9	24023	Heavy Duty Gang Bearing, 1-3/16"
10	24046	Gang Shaft Bushing
11	24431	26" Blade .250, 4" Concave
11	24434	26" Blade .250, 4" Concave with cut-out
11	24444	24" Blade .250, 3 3/4" Concave
11	24445	24" Blade .250, 3 3/4" Concave with cut-out
11	24435	24" Blade .203, 3 3/4" Concave
11	24419	24" Blade .203, 3 3/4" Concave with cut-out
11	24428	22" Blade .180, 3 1/4" Concave
11	24420	22" Blade .180, 3 1/4" Concave with cut-out
12	24497	20" Blade 6 ga., 2" Concave
12	24432	18" Blade .148, 1 3/4" Concave
12	24427	18" Blade .148, 1 3/4" Concave with cut-out
12	24463	16" Blade .148, 1 1/2" Concave
13	24478	8" U-bolt - 7/8"
14	88247	Bolt 1/2" - 13 x 2" long
15	24533	Washer flat, 1 3/4" (3/4" thick x 4" O.D.)
16	25677	Washer, flat, 1 3/4"
17	88341	Washer, lock, 7/8"
18	88303	Washer, lock, 1/2"
19	24220	Nut, slotted, 1 3/4"
20	88371	Nut, 7/8"
21	88104	Nut, 1/2"
22	25683	Pin, roll, 5/16" dia. x 2 3/4" long
23	24022	Bearing Insert (can be ordered separately)

RPS 20 Series Only

REAR GANGS SQUARE GANG SHAFT COMPONENTS

NOTE: THESE GANG COMPONENTS
ARE USED ON MACHINES AFTER
SERIAL NO. 1091.



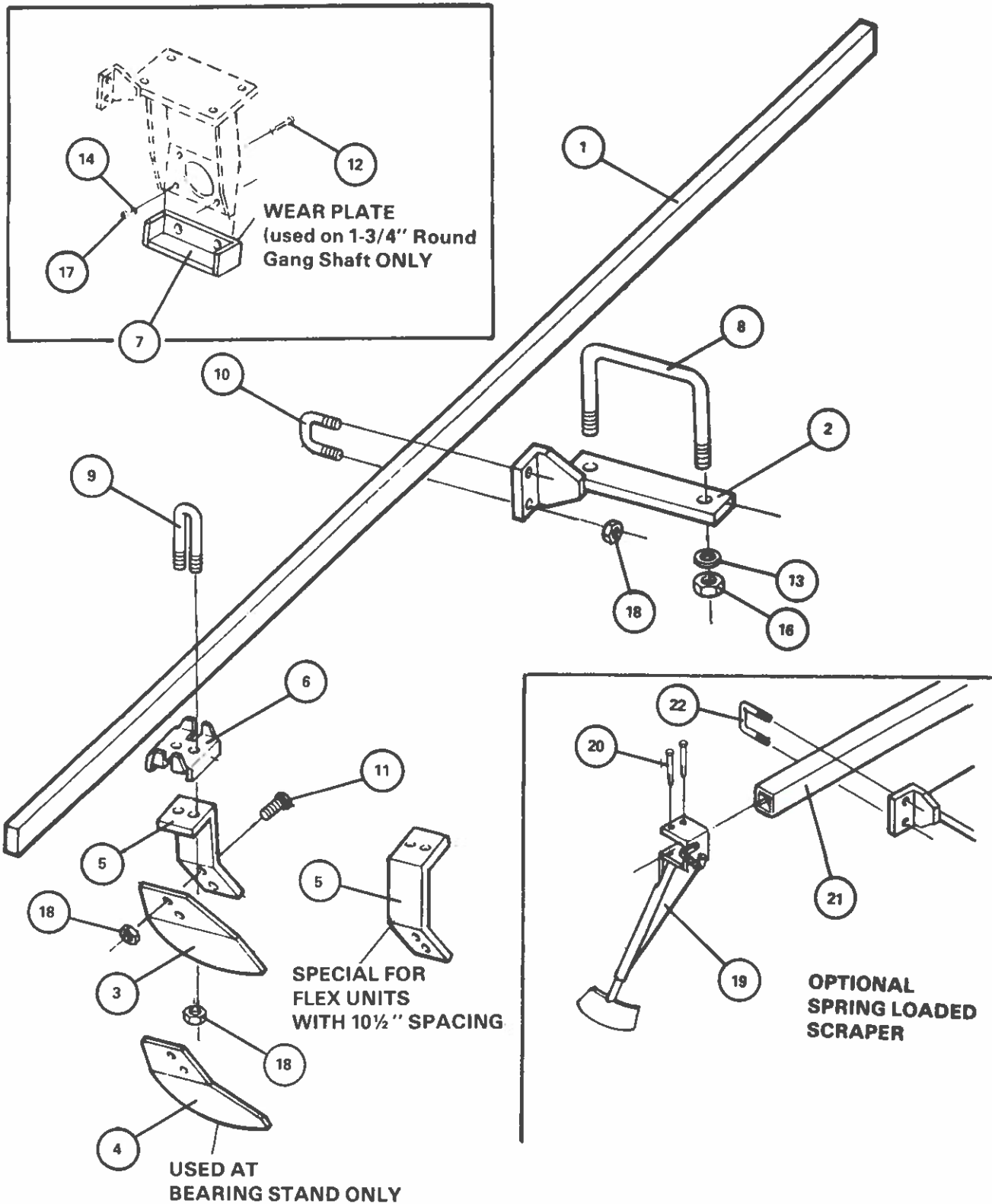
OPTIONAL FLEX
COMPONENTS

REAR GANGS**RPS
Only****SQUARE GANG SHAFT COMPONENT**

<u>REF. NO.</u>	<u>PART NO.</u>	<u>DESCRIPTION</u>
1	25768	Rear Bearing Stand for Toggle Mount Bearing
2	24166	Gang Beam, 10' long
2	24114	Gang Beam, 12' long
2	24170	Gang Beam, 14' long
2	24164	Gang Beam, 16' long
3	25721	1-1/2" Square Gang Shaft 71-1/2" long
3	25722	1-1/2" Square Gang Shaft 80-3/4" long
3	25723	1-1/2" Square Gang Shaft 82-1/4" long
3	25724	1-1/2" Square Gang Shaft 89-3/4" long
3	25725	1-1/2" Square Gang Shaft 92-1/2" long
3	25726	1-1/2" Square Gang Shaft 99" long
3	25727	1-1/2" Square Gang Shaft 103-1/2" long
3	25731	1-1/2" Square Gang Shaft 124-1/4" long
3	25732	1-1/2" Square Gang Shaft 126-1/4" long
4	25710	End Cap casting (2-1/4" long)
5	24190	Spring End Gang Washer
6	24447	9" Gang Spool Casting
6	25697	10-1/2" Gang Spool Casting
7	24351	Long Bearing Spool Casting for 9" Spacing
7	25696	Long Bearing Spool Casting for 10-1/2" Spacing
8	24352	Short Bearing Spool Casting
9	24306	Toggle Bearing and Casting Assembly (consists of Ref. No. 10, 11, 12 & 13)
10	24155	Toggle Bearing Casting
11	24008	Toggle Bearing Washer
12	24099	Toggle Bearing Insert w/Square Hole (1-1/2")
13	24210	Toggle Bearing Retaining Ring
14	24487	Bearing Clamp Clip for 10" hole spacing
15	24486	Bearing Clamp for 10" hole spacing
16	88614	1-1/2" Nut, Hex Heavy Slotted
17	88605	Roll Pin 5/16" x 2-1/4" long
18	88610	1-9/16" I.D. x 3" O.D. x 1/4" Gang Washer
19	25865	Disk Blade 26" x 3.5" Conc. x 1/4" Smooth - Rear
19	25708	Disk Blade 26" x 3.5" Conc. x 1/4" Notch - Rear
19	25864	Disk Blade 24" x 3.69" Conc. x 1/4" Smooth - Rear
19	25712	Disk Blade 24" x 3.69" Conc. x 1/4" Notch - Rear
19	25709	Disk Blade 24" x 3.69" Conc. x 6 Ga. Smooth - Rear
19	25711	Disk Blade 24" x 3.69" Conc. x 6 Ga. Notch - Rear
19	24278	Disk Blade 22" x 2.5" Conc. x 1/4" Smooth
19	24387	Disk Blade 22" x 2.5" Conc. x 1/4" Smooth - Notched
19	24054	Disk Blade 20" x 2.0" Conc. x 1/4" Smooth
19	24107	Disk Blade 20" x 2.0" Conc. x 1/4" Notch
19	24160	Disk Blade 18" x 1.75" Conc. x 6 Ga. Smooth
19	24219	Disk Blade 18" x 1.75" Conc. x 6 Ga. Notch
20	24478	U-Bolt 7/8" x 8" Spread
21	24329	U-Bolt for Scraper Bar
22	88291	Bolt 3/4" x 3" long (Grade 5)
23	88621	Lock Nut 1/2" (Nylon)
24	88611	Lock Nut 3/4" (Nylon)
25	88371	Nut (non-lock) 7/8"
26	88341	Lock Washer 7/8"
OPTIONAL FLEX COMPONENTS		
27	25706	Spring Shank for Rolling Plow
28	25757	Scraper Bar Bracket Weldment
29	25715	Top Clamp Plate
30	25756	Bottom Bearing Shank Saddle
31	25689	U-Bolt 7/8" x 8" spread w/7-1/2" long leg
32	24359	Pivot Bushing (1" O.D. x 3/4" long)
33	88131	Flat Washer 3/4"
34	25692	Bolt 3/4" x 4-1/2" long (Grade 5)
35	88130	Lock Washer 3/4"

RPS
RPS 20

GANG COMPONENTS



GANG COMPONENTS**RPS
RPS 20**

<u>REF. NO.</u>	<u>PART NO.</u>	<u>DESCRIPTION</u>
1	24117	Scraper Bar, 9'9-1/2" long
1	24109	Scraper Bar, 10'4" long
1	24063	Scraper Bar, 11'10" long
1	24057	Scraper Bar, 12'10" long
1	24515	Scraper Bar, 13'8" long
1	24059	Scraper Bar, 14'8" long
1	24061	Scraper Bar, 15'4" long
1	24060	Scraper Bar, 16'5" long
2	24044	Scraper Bar Bracket (use on rigid bearing stand only)
3	24301	Scraper Blade
4	24302	Scraper Blade (at bearing stand)
5	24247	Scraper Arm
5	25717	Special scraper arm for Flex with 9" spacing at the bearing stand only
5	25716	Special scraper arm for Flex with 10-1/2" spacing at the bearing stand only
6	24300	Scraper Clip
7	24156	Bearing Stand Wear Plate (specify hole size for bolts when ordering)
8	24282	8" U-bolt, 3/4"
9	24329	1/2" U-bolt; for scraper arm clip
10	24217	1/2" U-bolt; for scraper bar
11	88445	Bolt, 1/2" - 13 x 1 1/2" carriage
12	25691	Bolt, socket flat head, 1/2" - 13 x 2 1/2"
13	88130	Washer, lock, 3/4"
14	88303	Washer lock 1/2"
16	88110	Nut, 3/4" (non lock)
17	88104	Nut, 1/2" (non lock)
18	88621	Nylock Nut, 1/2"
OPTIONAL SPRING LOADED SCRAPER		
19	25698	"Walker" spring loaded scraper
20	88608	Bolt 3/8" x 3" HHCS
21	25867	Special scraper bar (2" x 2" sq. tubing) 9' 9-1/2" long
21	25868	Special scraper bar (2" x 2" sq. tubing) 10' 4" long
21	25743	Special scraper bar (2" x 2" sq. tubing) 11' 10" long
21	25745	Special scraper bar (2" x 2" sq. tubing) 12' 10" long
21	25746	Special scraper bar (2" x 2" sq. tubing) 13' 8" long
21	25747	Special scraper bar (2" x 2" sq. tubing) 14' 8" long
21	25748	Special scraper bar (2" x 2" sq. tubing) 15' 4" long
21	25749	Special scraper bar (2" x 2" sq. tubing) 16' 5" long
22	25690	U-Bolt 1/2" dia. x 2-1/8" spread w/3-1/4" long legs

*NOTE: A special scraper bar is required to mount spring loaded scrapers

10' RPS and RPS 20 Series

GANG INFORMATION

Front Gang — 9" Spacing

TOTAL BLADES - 13

SCRAPER BAR - 9' 9-1/2" long

RPS 1-3/4" ROUND GANG SHAFT - 118" long

RPS 20 1-1/2" SQUARE GANG SHAFT - 117-1/4" long

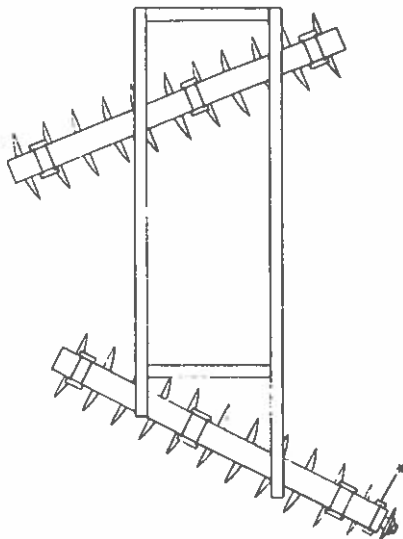
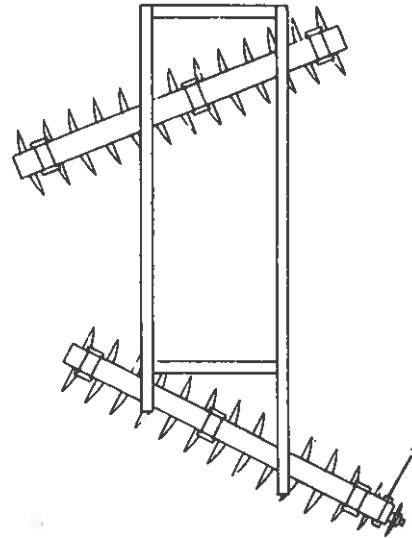
Rear Gang — 9" Spacing

TOTAL BLADES - 14

SCRAPER BAR - 10' 4"

RPS 1-3/4" ROUND GANG SHAFT - 127" long

RPS 20 1-1/2" SQUARE GANG SHAFT - 126-1/4" long



Front Gang — 10-1/2" Spacing

TOTAL BLADES - 11

SCRAPER BAR - 9' 9-1/2" long

RPS 1-3/4" ROUND GANG SHAFT - 114-1/2" long

RPS 20 1-1/2" SQUARE GANG SHAFT - 113-3/4" long

Rear Gang — 10-1/2" Spacing

TOTAL BLADES - 12

SCRAPER BAR - 10' 4" long

RPS 1-3/4" ROUND GANG SHAFT - 125" long

RPS 20 1-1/2" SQUARE GANG SHAFT - 124-1/4" long

NOTE: *Indicates location of scraper bar bracket used when unit is equipped with rigid bearing stands. These brackets are not needed on units equipped with Flex bearing stands.

GANG INFORMATION**12' RPS
and
RPS 20 Series****Front Gang — 9" Spacing**

TOTAL BLADES - 16

SCRAPER BAR - 11' 10" long

RPS TWO 1-3/4" ROUND GANG SHAFTS

LEFT: - 72" long

RIGHT: - 72" long

RPS 20 TWO 1-1/2" SQUARE GANG SHAFTS

LEFT: 71-1/2" long

RIGHT: - 71-1/2" long

Rear Gang — 9" Spacing

TOTAL BLADES - 17

SCRAPER BAR - 12' 10" long

RPS TWO 1-3/4" ROUND GANG SHAFTS

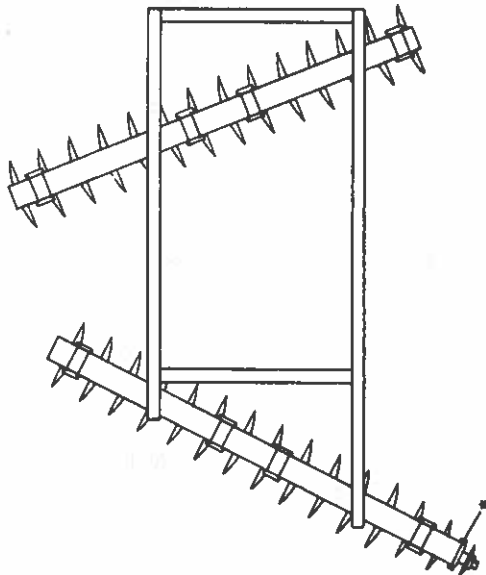
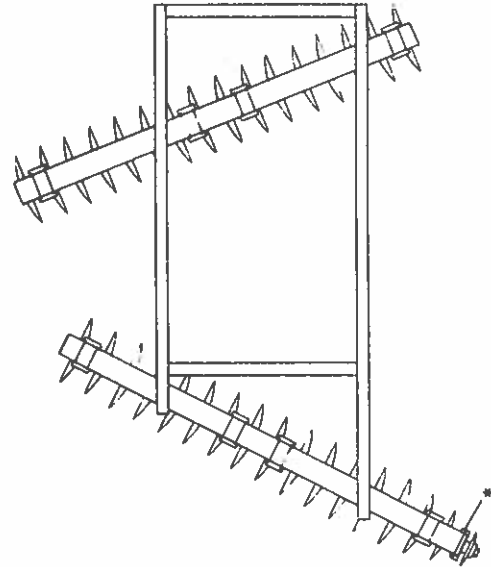
LEFT: - 72" long

RIGHT: - 81-1/4" long

RPS 20 TWO 1-1/2" SQUARE GANG SHAFTS

LEFT: - 71-1/2" long

RIGHT: - 80-3/4" long

**Front Gang — 10-1/2" Spacing**

TOTAL BLADES - 14

SCRAPER BAR - 11' 10" long

RPS TWO 1-3/4" ROUND GANG SHAFTS

LEFT: - 72" long

RIGHT: - 72" long

RPS 20 TWO 1-1/2" SQUARE GANG SHAFTS

LEFT: - 71-1/2" long

RIGHT: - 71-1/2" long

Rear Gang — 10-1/2" Spacing

TOTAL BLADES - 15

SCRAPER BAR - 12' 10" long

RPS TWO 1-3/4" ROUND GANG SHAFTS

LEFT: - 72" long

RIGHT: - 82-1/2" long

RPS 20 TWO 1-1/2" SQUARE GANG SHAFTS

LEFT: - 71-1/2" long

RIGHT: - 82-1/4" long

NOTE: *Indicates location of scraper bar bracket used when unit is equipped with rigid bearing stands. These brackets are not needed on units equipped with Flex bearing stands.

14' RPS and RPS 20 Series

GANG INFORMATION

Front Gang — 9" Spacing

TOTAL BLADES - 18

SCRAPER BAR - 13' 8" long

RPS TWO 1-3/4" ROUND GANG SHAFTS

LEFT: - 81-1/4" long

RIGHT: - 81-1/4" long

RPS 20 TWO 1-1/2" SQUARE GANG SHAFTS

LEFT: - 80-3/4" long

RIGHT: - 80-3/4" long

Rear Gang — 9" Spacing

TOTAL BLADES - 19

SCRAPER BAR - 14' 8" long

RPS TWO 1-3/4" ROUND GANG SHAFTS

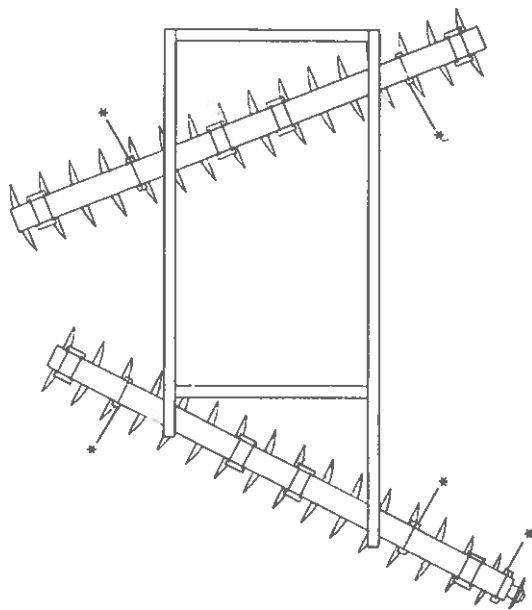
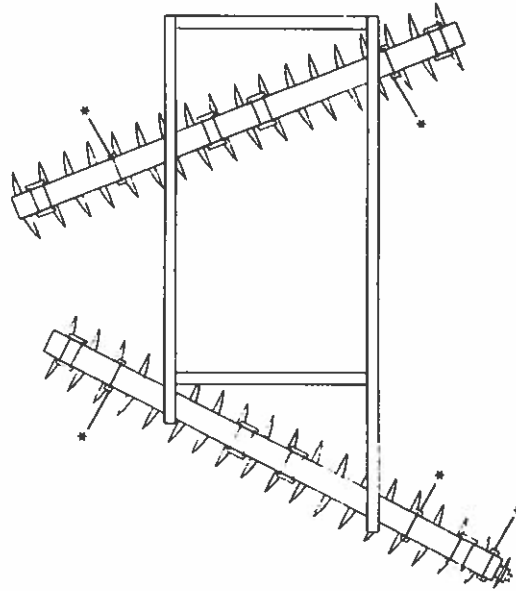
LEFT: - 81-1/4" long

RIGHT: - 90-1/2" long

RPS 20 TWO 1-1/2" SQUARE GANG SHAFTS

LEFT: - 80-3/4" long

RIGHT: - 89-3/4" long



Front Gang — 10-1/2" Spacing

TOTAL BLADES - 16

SCRAPER BAR - 13' 8" long

RPS TWO 1-3/4" ROUND GANG SHAFTS

LEFT: - 82-1/2" long

RIGHT: - 82-1/2" long

RPS 20 TWO 1-1/2" SQUARE GANG SHAFTS

LEFT: - 82-1/4" long

RIGHT: - 82-1/4" long

Rear Gang — 10-1/2" Spacing

TOTAL BLADES - 17

SCRAPER BAR - 14' 8" long

RPS TWO 1-3/4" ROUND GANG SHAFTS

LEFT: - 82-1/2" long

RIGHT: - 93" long

RPS 20 TWO 1-1/2" SQUARE GANG SHAFTS

LEFT: - 82-1/4" long

RIGHT: - 92-3/4" long

NOTE: *Indicates location of scraper bar bracket used when unit is equipped with rigid bearing stands. These brackets are not needed on units equipped with Flex bearing stands.

GANG INFORMATION**16' RPS and
RPS 20 Series****Front Gang — 9" Spacing**

TOTAL BLADES - 20

SCRAPER BAR - 15' 4" long

RPS TWO 1-3/4" ROUND GANG SHAFTS

LEFT: - 90-1/2" long

RIGHT: - 90-1/2" long

RPS 20 TWO 1-1/2" SQUARE GANG SHAFTS

LEFT: - 89-3/4" long

RIGHT: - 89-3/4" long

Rear Gang — 9" Spacing

TOTAL BLADES - 21

SCRAPER BAR - 16' 5" long

RPS TWO 1-3/4" ROUND GANG SHAFTS

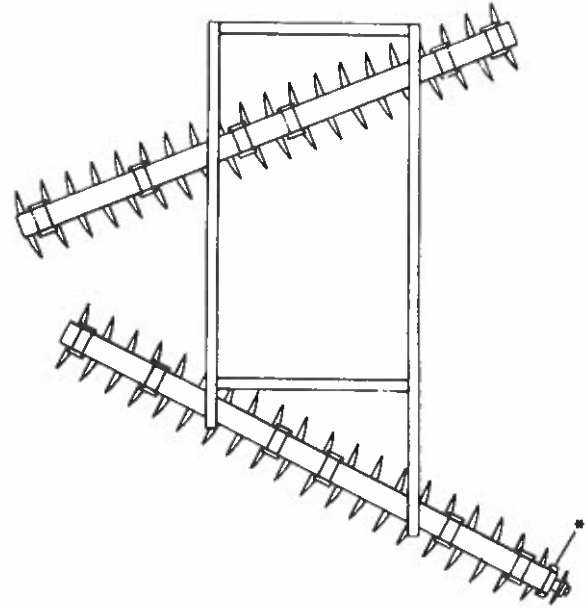
LEFT: - 90-1/2" long

RIGHT: - 99-3/4" long

RPS 20 TWO 1-1/2" SQUARE GANG SHAFTS

LEFT: - 89-3/4" long

RIGHT: - 99" long

**Front Gang — 10-1/2" Spacing**

TOTAL BLADES - 18

SCRAPER BAR - 15' 4" long

RPS TWO 1-3/4" ROUND GANG SHAFTS

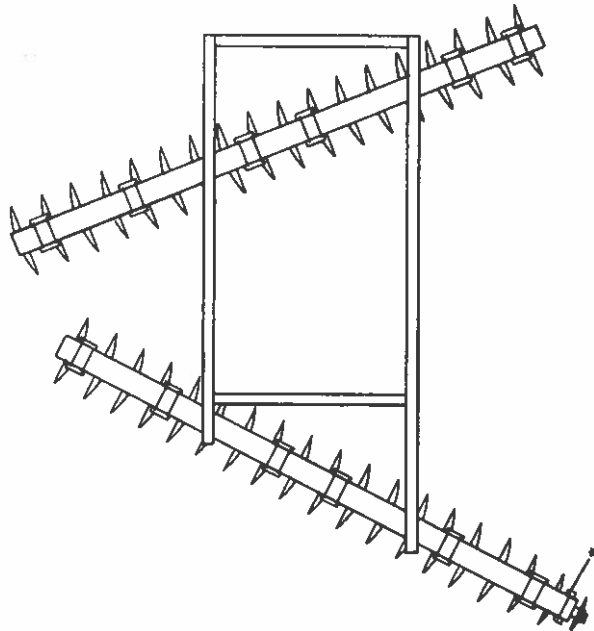
LEFT: - 93" long

RIGHT: - 93" long

RPS 20 TWO 1-1/2" SQUARE GANG SHAFTS

LEFT: - 92-3/4" long

RIGHT: - 92-3/4" long

**Rear Gang — 10-1/2" Spacing**

TOTAL BLADES - 19

SCRAPER BAR - 16' 5" long

RPS TWO 1-3/4" ROUND GANG SHAFTS

LEFT: - 93" long

RIGHT: - 103-1/2" long

RPS 20 TWO 1-1/2" SQUARE GANG SHAFTS

LEFT: - 92-3/4" long


RIGHT: - 103-3/4" long

NOTE: *Indicates location of scraper bar bracket used when unit is equipped with rigid bearing stands. These brackets are not needed on units equipped with Flex bearing stands.



WIL-RICH
FARM EQUIPMENT DIV.

LEAR SIEGLER, INC.



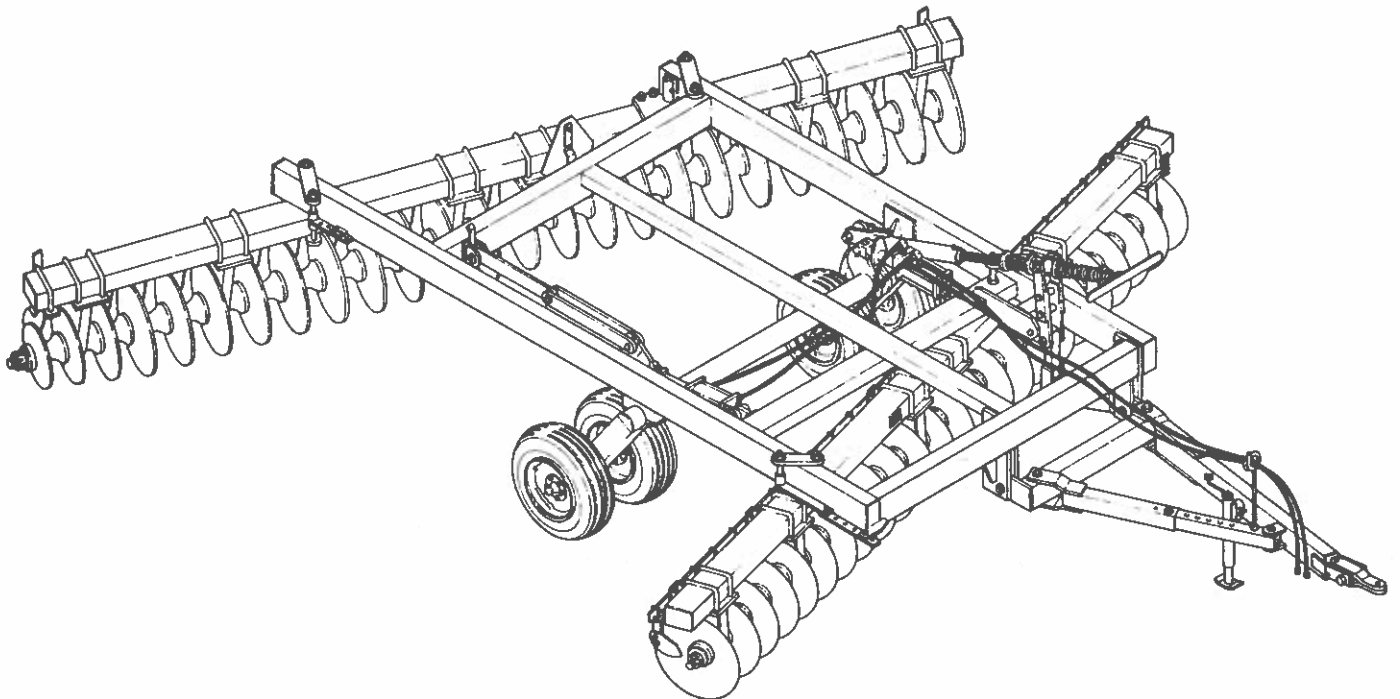
PARTS LISTINGS IN THIS SECTION APPLY TO RPW
SERIES BEGINNING WITH THE FOLLOWING SERIAL
NUMBERS 1085

AND

RPW 20 SERIES MODELS BEGINNING WITH THE
FOLLOWING SERIAL NUMBER 1091.

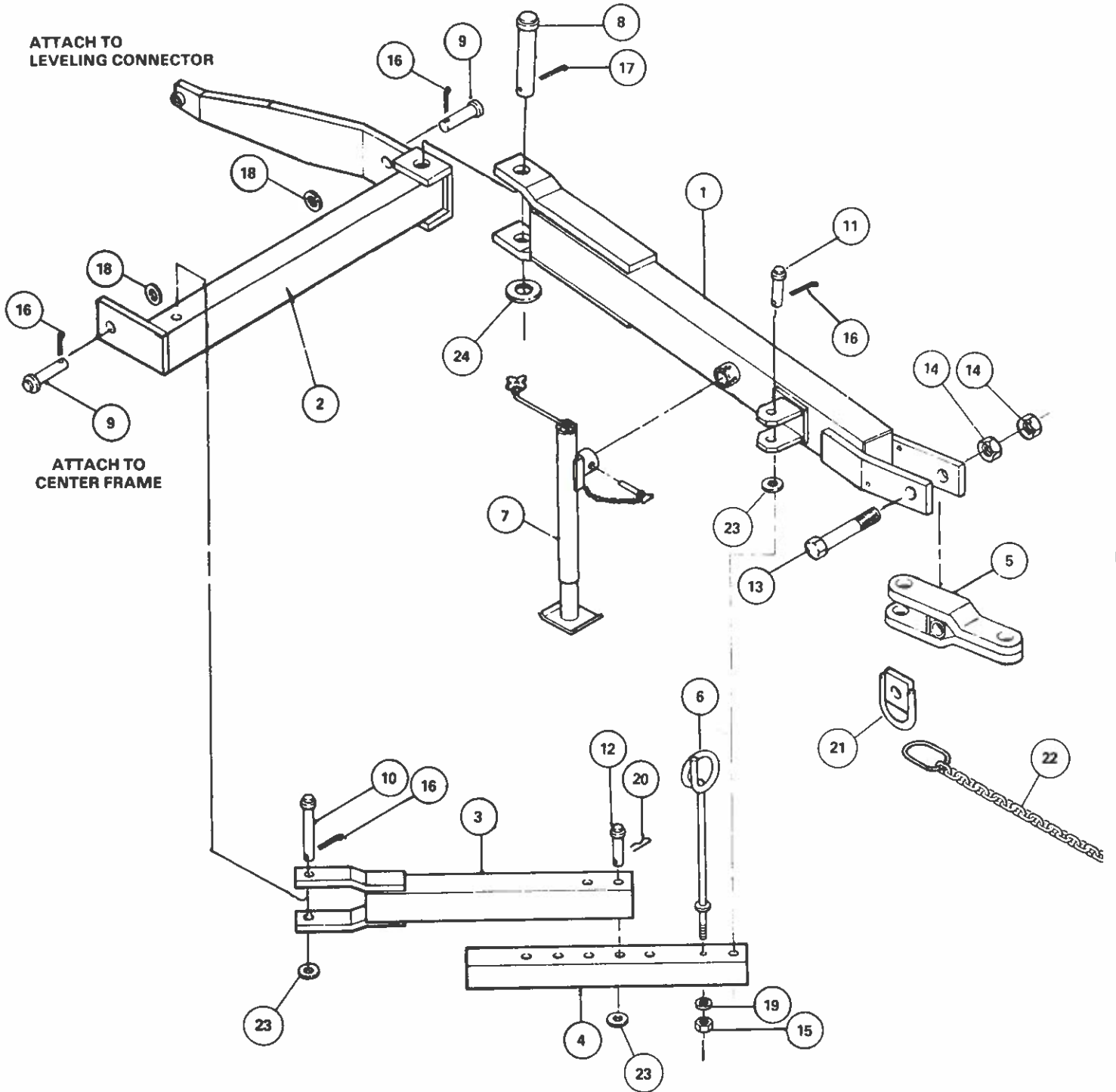
PARTS CATALOG

**RPW SERIES &
RPW 20 SERIES
16', 18', & 20'**



RPW RPW 20

HITCH



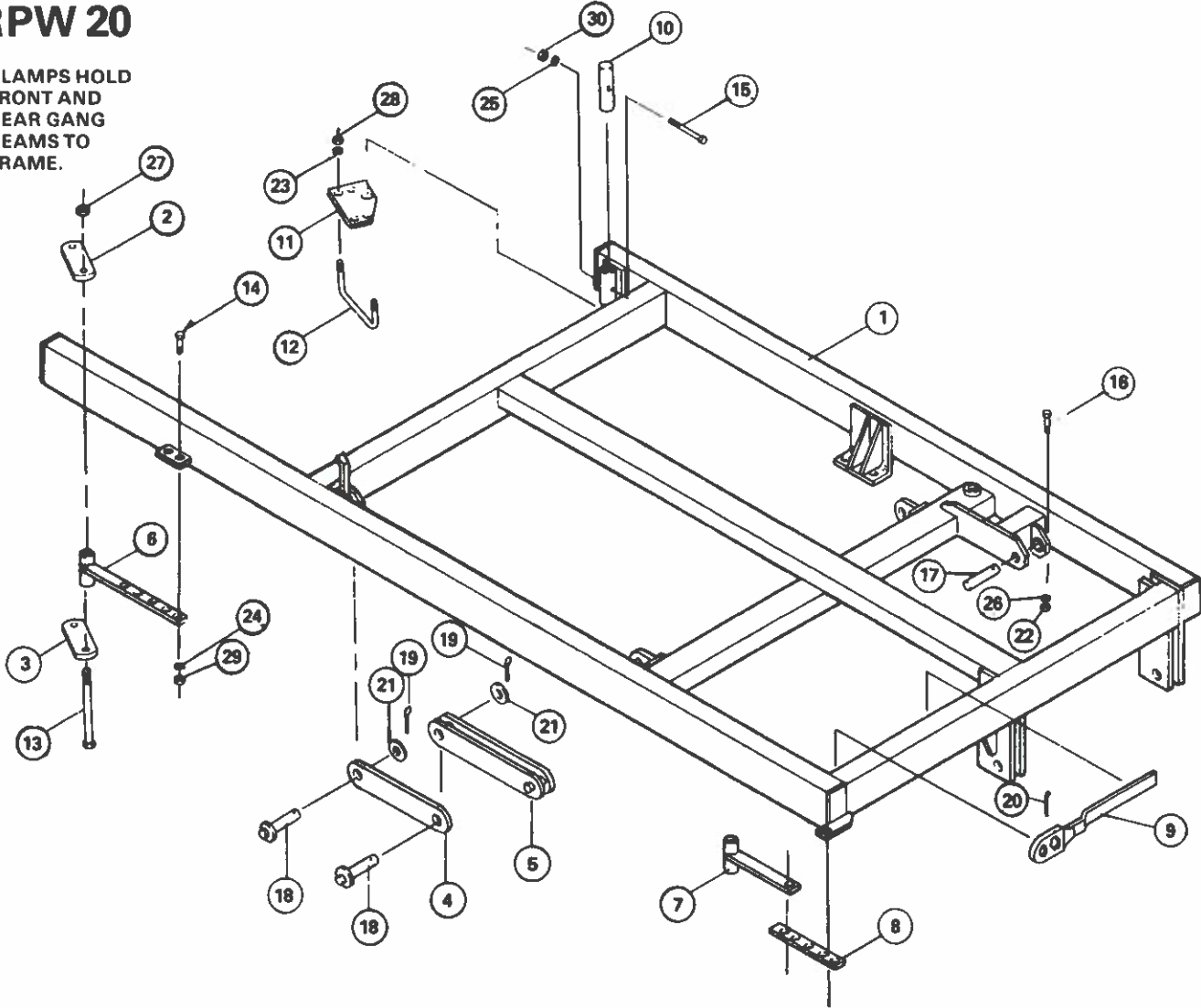
HITCH**RPW
RPW 20**

<u>REF. NO.</u>	<u>PART NO.</u>	<u>DESCRIPTION</u>
1	24032	Hitch, Main Tube
2	24498	Hitch, Frame and Leveling Tube
3	24450	Hitch, Adjustment Tube
4	24416	Hitch, Adjustment Member
5	24448	Hitch Clevis
6	24328	Hose Carrier
7	24415	Jack
8	24332	Pin, 1 3/4" dia. x 10 1/4" long
9	24334	Pin, 1 1/4" dia. x 4-3/8" long
10	24333	Pin, 1" dia. x 8 3/4" long
11	24335	Pin, 1" dia. x 5 1/4" long
12	24337	Pin, 1" dia. x 4-3/8" long (yellow color)
13	24304	Bolt, 1 1/4" - 8" long
14	88622	Nut, jam, 1 1/4"
15	88104	Nut, 1/2" (non lock)
16	88601	Cotter Pin, 1/4" x 2" long
17	88603	Cotter Pin, 1/4" x 3" long
18	88602	Washer, flat, 1 1/4"
19	88303	Washer, lock, 1/2"
20	88352	Spring Clip, #6
21	24489	Safety chain bracket (Optional)
22	24456	Safety chain w/hook (Optional)
23	88196	1" Flat washer
24	25677	1 3/4" Flat washer
--	24601	Optional Chain Kit (consists of bracket #24489 safety chain #24456)

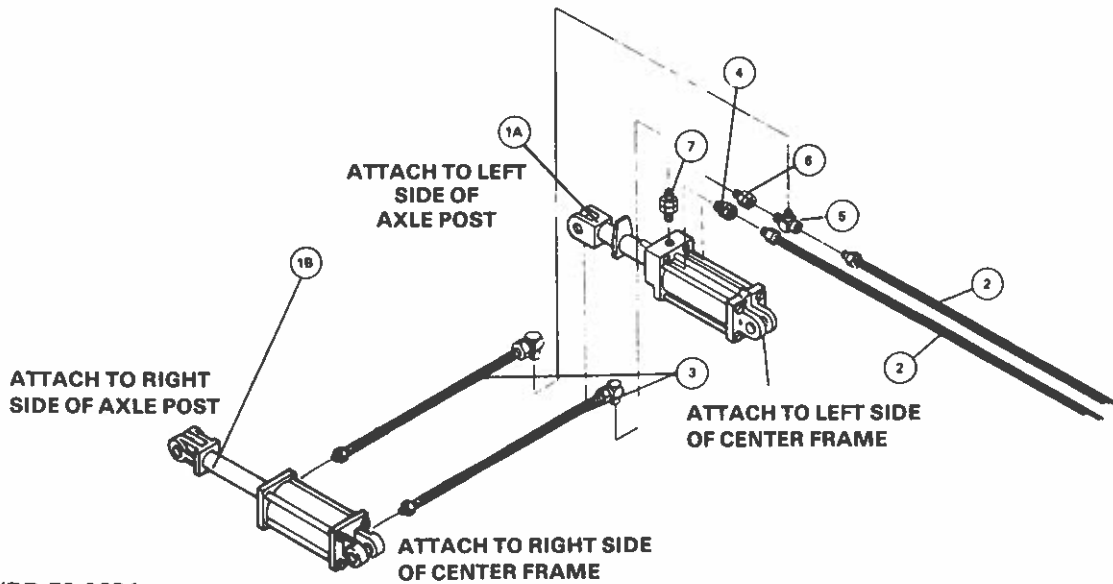
RPW RPW 20

FRAME

CLAMPS HOLD
FRONT AND
REAR GANG
BEAMS TO
FRAME.



HYDRAULIC CYLINDER & COMPONENTS



FRAME**RPW
RPW 20**

<u>REF. NO.</u>	<u>PART NO.</u>	<u>DESCRIPTION</u>
1	24407	Frame
2	24439	Clamp Plate (top)
3	24470	Clamp Plate (bottom)
4	24373	Transport Lockout Pivot Strap
5	24383	Transport Lockout
6	24361	Rear Gang Holder
7	24307	Front Gang Holder
8	24506	Gang Holder Strap
9	25762	475 Series Gang Wrench for 1-1/2" Square Shaft
10	24144	Pivot Pin
11	24092	Pivot Base
12	24478	U-bolt, 7/8" dia. x 8"
13	25682	Bolt, 1 1/4" - 7 x 16" long
14	25869	Bolt, 3/4" - 13 x 2" long (Grade 5)
15	88608	Bolt, 3/8" x 16 x 3" long
16	88488	Bolt, 5/16" - 18 x 2 1/4" long
17	24350	Pin, (headless) 1" dia. x 6-5/8" long
18	24336	Pin, 1" dia. x 3 1/2" long
19	88601	Cotter Pin, 1/4" x 2" long
20	88603	Cotter Pin, 1/4" x 3" long
21	88196	Washer, flat, 1"
22	25687	Nut, 5/16" (non lock)
23	88341	Washer, lock, 7/8"
24	88130	Washer, lock, 3/4"
25	88362	Washer, lock, 3/8"
26	25686	Washer, lock 5/16"
27	88684	Nut, 1 1/4" (non lock)
28	88371	Nut, 7/8" (non lock)
29	88110	Nut, 3/4" (non lock)
30	88103	Nut, 3/8" (non lock)

HYDRAULIC CYLINDER & COMPONENTS

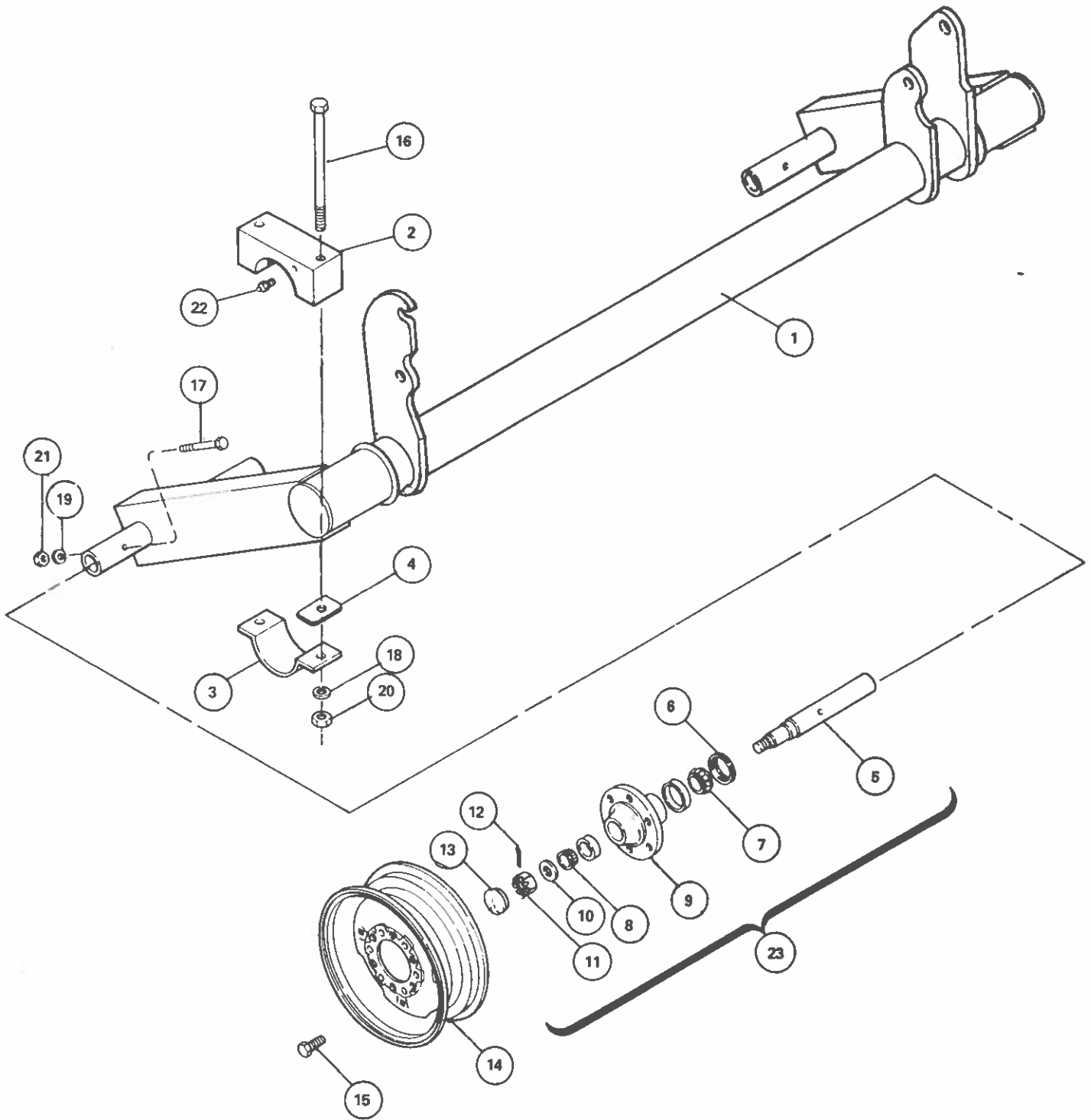
<u>REF. NO.</u>	<u>PART NO.</u>	<u>DESCRIPTION</u>
1A	*24027	Hydraulic Cylinder 4" Bore x 8" Stroke with internal depth control system 1-1/2" dia. shaft and pipe ports
1B	**24296	Hydraulic Cylinder 4" Bore x 8" Stroke with 1-1/2" dia. shaft and o-ring ports
2	24148	Hydraulic Hose - 1/2" x 14' 6" long
3	24265	Hydraulic Hose - 1/2" x 5' 8" long
4	24391	Hydraulic Fitting - 3/16" flow restrictor
5	24311	Hydraulic Fitting - Tee
6	24004	Hydraulic Fitting - Swivel Adapter - male to female
7	24024	Hydraulic Fitting - Adapter - male to male

*Parts breakdown for the 24027 4" Bore x 8" Stroke Cylinder are on pages 78 & 79.

**Parts breakdown for the 24296 4" Bore x 8" Stroke Cylinder are on pages 76 & 77

RPW RPW 20

AXLE

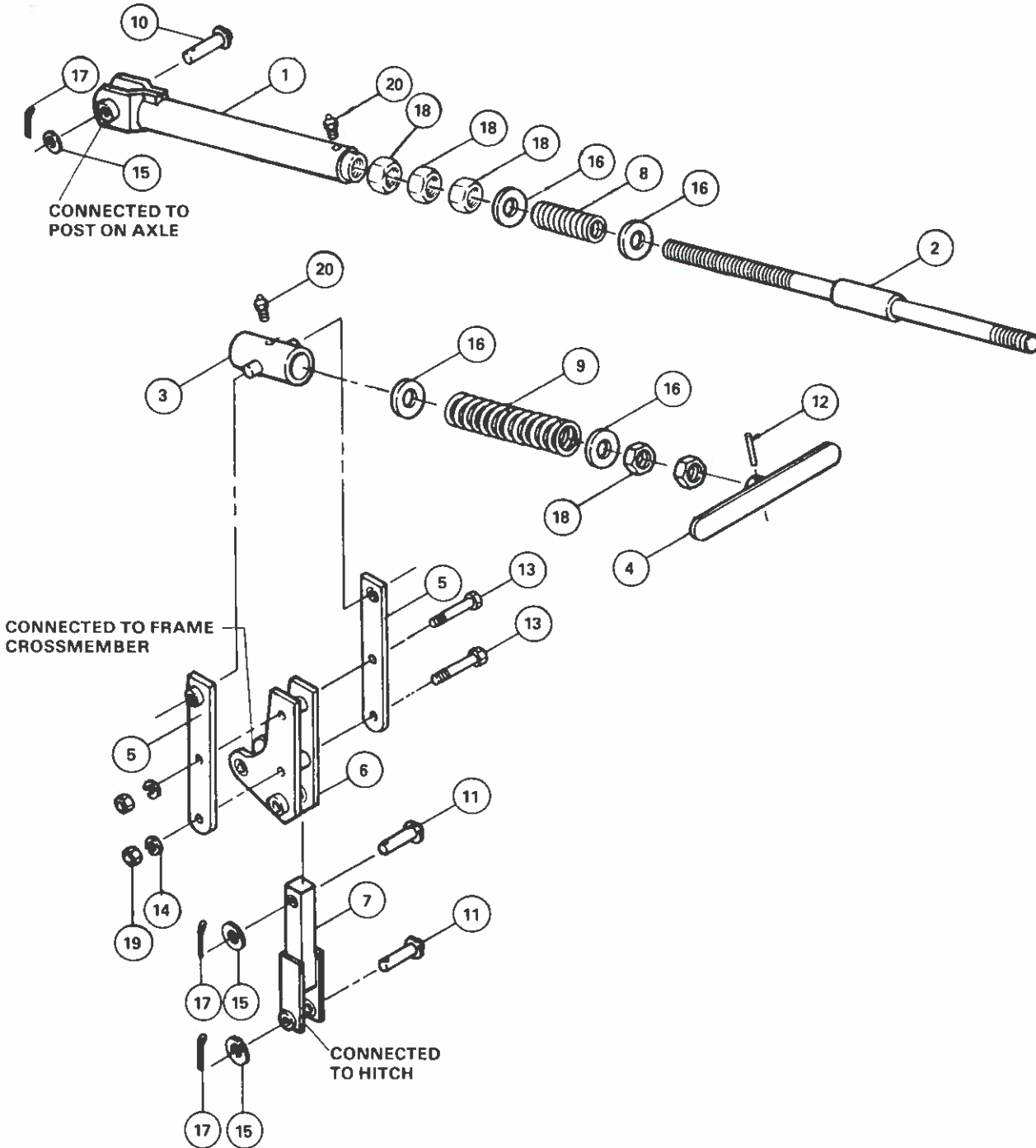


AXLE**RPW
RPW 20**

<u>REF. NO.</u>	<u>PART NO.</u>	<u>DESCRIPTION</u>
1	24083	Axle
2	24076	Axle Bearing Casting w/zerk
3	24056	Axle Bearing Clamp
4	24079	Bearing Shim, thin
4	24132	Bearing Shim, thick
5	*24105	Spindle, 1 3/4" x 12-1/8" long
6	*24384	Seal, grease
7	*24457	Inside Bearing Cone (LM48548)
8	*10345	Outside Bearing Cone(LM67048)
9	*24298	Hub Casting with cups and grease zerk
--	24405	Inside bearing cup (LM48510)
--	10344	Outside bearing cup (LM67010)
10	*24221	Washer, 2" O.D. x 7/8" I.D. flat
11	*24222	Castle Nut, 7/8"
12	*88607	Cotter Pin, 5/32" x 1 1/4" long
13	11381	Dust Cap
14	24299	Wheel Rim, 15" x 8" wide, 6 bolt
15	*24385	Wheel Bolt, 1/2"
16	88600	Bolt, 3/4" - 10 x 6 1/2" long (Grade 5)
17	88608	Bolt, 3/8" - 16 x 3" long
18	88130	Lock washer, 3/4"
19	88362	Lock washer, 3/8"
20	88110	Nut, 3/4" (non lock)
21	88103	Nut, 3/8" (non lock)
22	24709	Grease Zerk, 1/4"
23	24283 41233	1 3/4" spindle and hub assembly (consists of all parts marked by an asterisk)

RPW RPW 20

LEVELING LINKAGE

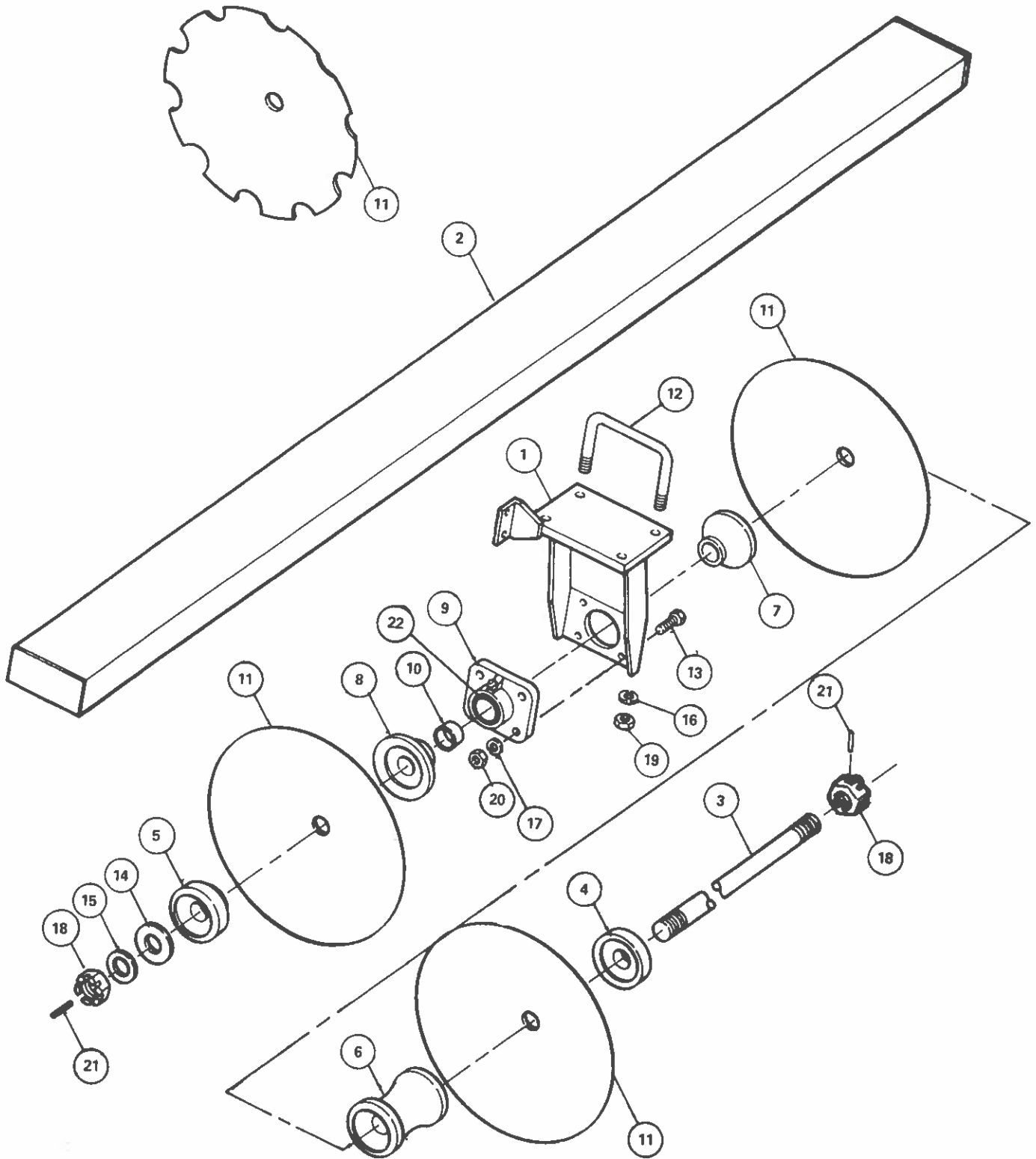


LEVELING LINKAGE**RPW
RPW 20**

<u>REF. NO.</u>	<u>PART NO.</u>	<u>DESCRIPTION</u>
1	*24256	Leveling Screw Connector
2	*24020	1 ¼" Leveling Screw Shaft
3	*24070	Trunion
4	*24404	Leveling Screw Handle
5	24130	Level Pivot Strap
6	24136	Leveling Pivot Plate
7	24187	Leveling Connector
8	*24249	Leveling Screw Spring #2
9	*24250	Leveling Screw Spring #1
10	*24337	Pin, 1" dia. x 4-3/8" long (yellow color)
11	24343	Pin, 1" dia. x 6-3/8" long
12	*88605	Pin, roll, 5/16" dia. x 2 ¼" long
13	88293	Bolt, ¾" - 10 x 6" long (grade 5)
14	88130	Washer, lock, ¾"
15	*88196	Washer, flat, 1"
16	*24438	Spring Stop, washer, 2 ¾" O.D.
17	*88601	Cotter Pin, ¼" x 2" long
18	*88623	Nut, jam, 1 ½"
19	88110	Nut, ¾" (non lock)
20	24709	Grease Zerk, ¼"
	24257	Leveling Screw Assembly (consists of all parts marked by an asterisk)

RPW ONLY

FRONT GANGS



FRONT GANGS

ROUND GANG SHAFT COMPONENTS

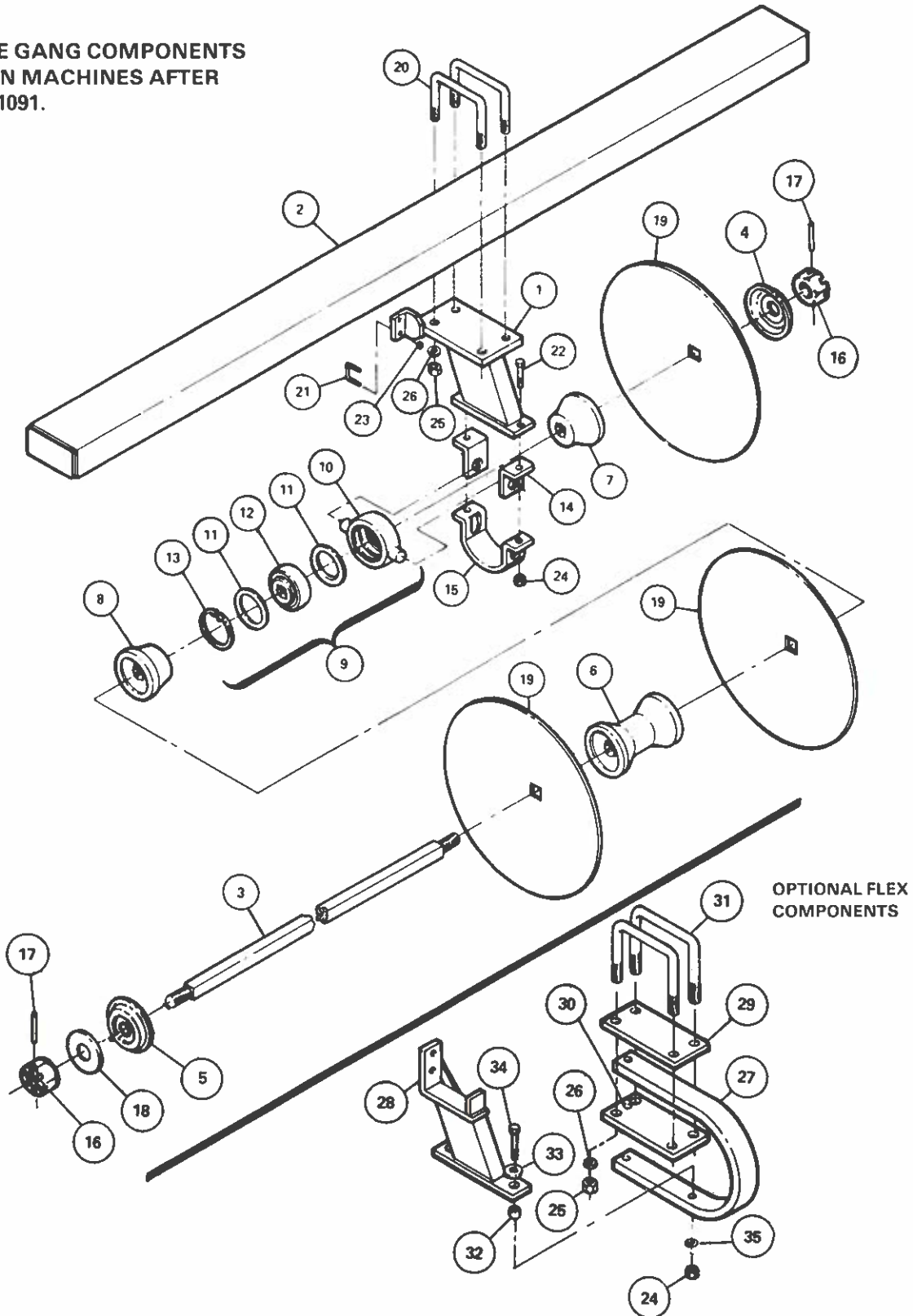
RPW ONLY

<u>REF. NO.</u>	<u>PART NO.</u>	<u>DESCRIPTION</u>
1	24028	Bearing Stand, Front Gang
2	24453	Gang Beam, 15' 0" long
2	24503	Gang Beam, 18' 0" long
2	24098	Gang Beam, 20' 0" long for 8" & 9" spacing
3	24037	Gang Beam 20' 0" long for 10 1/2" spacing
3	24245	1 3/4" dia. Gang Shaft, 90 1/2" long
3	24230	1 3/4" dia. Gang Shaft, 93" long
3	24233	1 3/4" dia. Gang Shaft, 103 1/2" long
3	24237	1 3/4" dia. Gang Shaft, 106" long
3	24228	1 3/4" dia. Gang Shaft, 109" long
3	24242	1 3/4" dia. Gang Shaft, 114 1/2" long
3	24241	1 3/4" dia. Gang Shaft, 118" long
3	24234	1 3/4" dia. Gang Shaft, 125" long
3	24229	1 3/4" dia. Gang Shaft, 127" long
4	24051	End Cap
5	24052	End Cap
6	24001	Spool Casting, 9" long
6	24048	Spool Casting, 10 1/2" long
7	24002	Long Bearing Spool Half for 9" spacing
7	24003	Long Bearing Spool Half for 10 1/2" spacing
8	24050	Short Bearing Spool End Casting
9	24023	Heavy Duty Gang Bearing, 2-3/16"
10	24046	Gang Shaft Bushing
11	24425	26" Blade .250, 3 1/2" Concave
11	24426	26" Blade .250, 3 1/2" Concave with cut-out
11	24443	24" Blade .250, 3" Concave
11	24440	24" Blade .250, 3" Concave with cut-out
11	24421	24" Blade .203, 3" Concave
11	24429	24" Blade .203, 3" Concave with cut-out
12	24478	8" U-bolt, 7/8"
13	88247	Bolt 1/2" - 13 x 2" long
14	24533	Washer, flat, 1 3/4" (3/4" thick x 4" O.D.)
15	25677	Washer, flat, 1 3/4"
16	88341	Washer, lock, 7/8"
17	88303	Washer, lock, 1/2"
18	24220	Nut, slotted, 1 3/4"
19	88371	Nut, 7/8"
20	88104	Nut, 1/2"
21	25683	Pin, roll, 5/16" dia. x 2 3/4" long
22	24022	Bearing Insert (can be ordered separately)

RPW20 Series Only

FRONT GANGS SQUARE GANG SHAFT COMPONENTS

NOTE: THESE GANG COMPONENTS
ARE USED ON MACHINES AFTER
SERIAL NO. 1091.



FRONT GANGS

SQUARE GANG SHAFT COMPONENTS

RPW 20
Series
Only

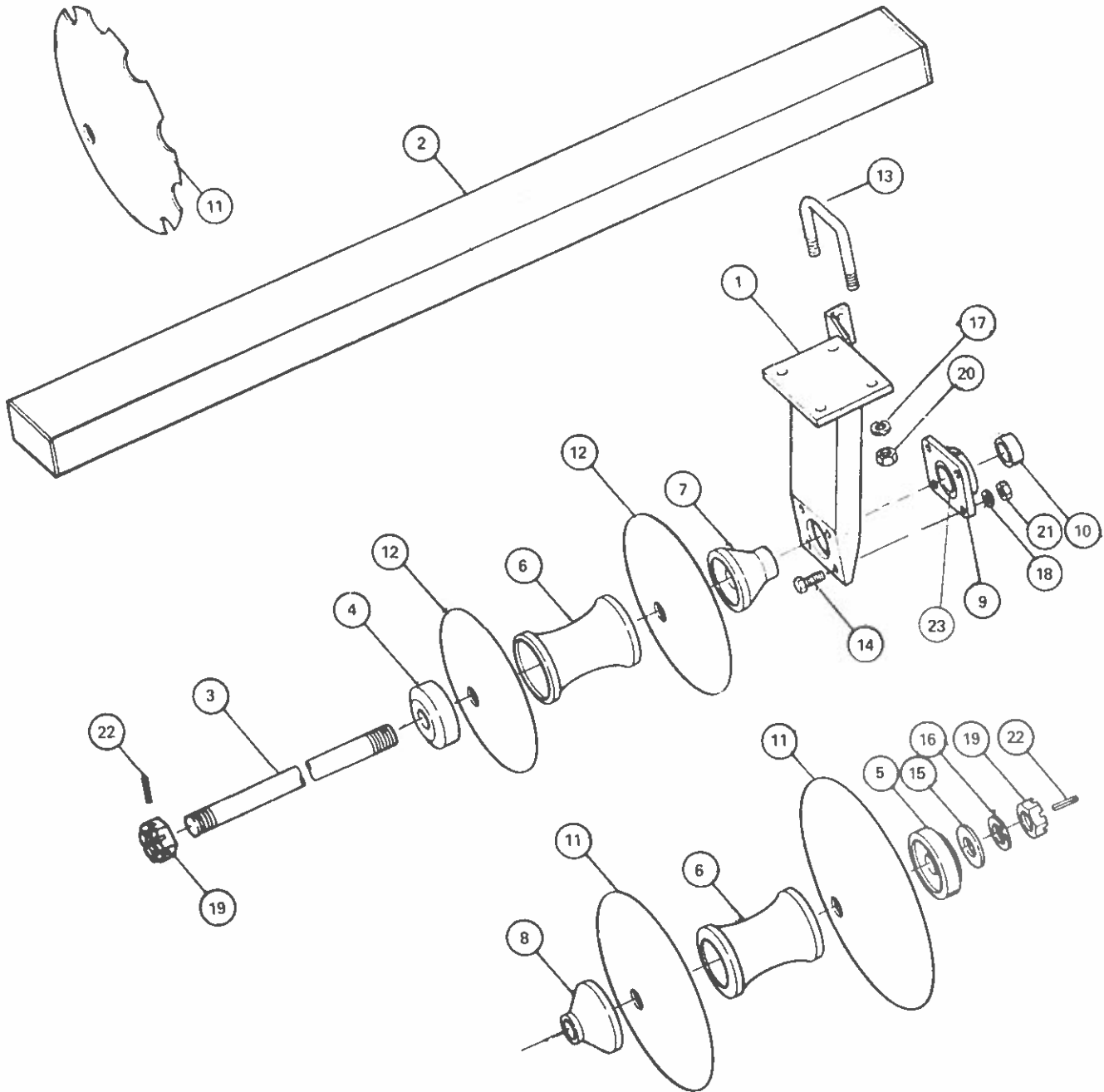
REF. NO.	PART NO.	DESCRIPTION
1	25769	Front Bearing for Toggle Mount Bearing
2	24453	Gang Beam 15' 0" Long
2	24503	Gang Beam 18' 0" Long
2	24098	Gang Beam 20' 0" Long
3	25724	1-1/2" Square Gang Shaft 89-3/4" long
3	25725	1-1/2" Square Gang Shaft 92-3/4" long
3	25729	1-1/2" Square Gang Shaft 113-3/4" long
3	25730	1-1/2" Square Gang Shaft 117-1/4" long
3	25727	1-1/2" Square Gang Shaft 103-1/2" long
3	25728	1-1/2" Square Gang Shaft 108-1/2" long
3	25731	1-1/2" Square Gang Shaft 124-1/4" long
3	25732	1-1/2" Square Gang Shaft 126-1/4" long
4	25710	End Cap Casting 2-1/4" long
5	24190	Spring End Gang Washer
6	24447	9" Gang Spool Casting
6	25697	10-1/2" Gang Spool Casting
7	25695	Long Bearing Spool Casting for 9" Spacing
7	25696	Long Bearing Spool Casting for 10-1/2" Spacing
8	25694	Short Bearing Spool Casting
9	24306	Toggle Bearing and Casting Assembly (consists of Ref. No. 10, 11, 12 & 13)
10	24155	Toggle Bearing Casting
11	24008	Toggle Bearing Washer
12	24099	Toggle Bearing Insert w/Square Hole (1-1/2")
13	24210	Toggle Bearing Retaining Ring
14	24487	Bearing Clamp Clip for 10" hole mount spacing
15	24486	Bearing Clamp for 10" hole mount spacing
16	88614	1-1/2" Nut, Hex Heavy Slotted
17	88605	Roll Pin 5/16" x 2-1/4" long
18	88610	1-9/16" I.D. x 3" O.D. x 1/4" Gang Washer
19	25700	Disk Blade 26" x 3.0" Conc. x 1/4" Smooth - Front
19	25699	Disk Blade 26" x 3.0" Conc. x 1/4" Notch - Front
19	24038	Disk Blade 24" x 3.0" Conc. x 1/4" Smooth - Front
19	24325	Disk Blade 24" x 3.0" Conc. x 1/4" Notch - Front
19	25704	Disk Blade 24" x 3.0" Conc. x 6 Ga. Smooth - Front
19	25705	Disk Blade 24" x 2.0" Conc. x 6 Ga. Notch - Front
20	24478	U-Bolt 7/8" x 8" Spread
21	24329	U-Bolt for Scraper Bar
22	88291	Bolt 3/4" x 3" long (Grade 5)
23	88621	Lock Nut 1/2" (Nylon)
24	88611	Lock Nut 3/4" (Nylon)
25	88371	Nut (non-lock) 7/8"
26	88341	Lock Washer 7/8"

OPTIONAL FLEX COMPONENTS

27	25706	Spring Shank for Rolling Plow
28	25757	Scraper Bar Bracket Weldment
29	25715	Top Clamp Plate
30	25756	Bottom Bearing Shank Saddle
31	25689	U-Bolt 7/8" x 8" spread w/7-1/2" long leg
32	24359	Pivot Bushing (1" O.D. x 3/4" long)
33	88131	Flat Washer 3/4"
34	25692	Bolt 3/4" x 4-1/2" long (Grade 5)
35	88130	Lock Washer 3/4"

RPW ONLY

REAR GANGS
ROUND GANG SHAFT COMPONENTS



REAR GANGS

ROUND GANG SHAFT COMPONENTS

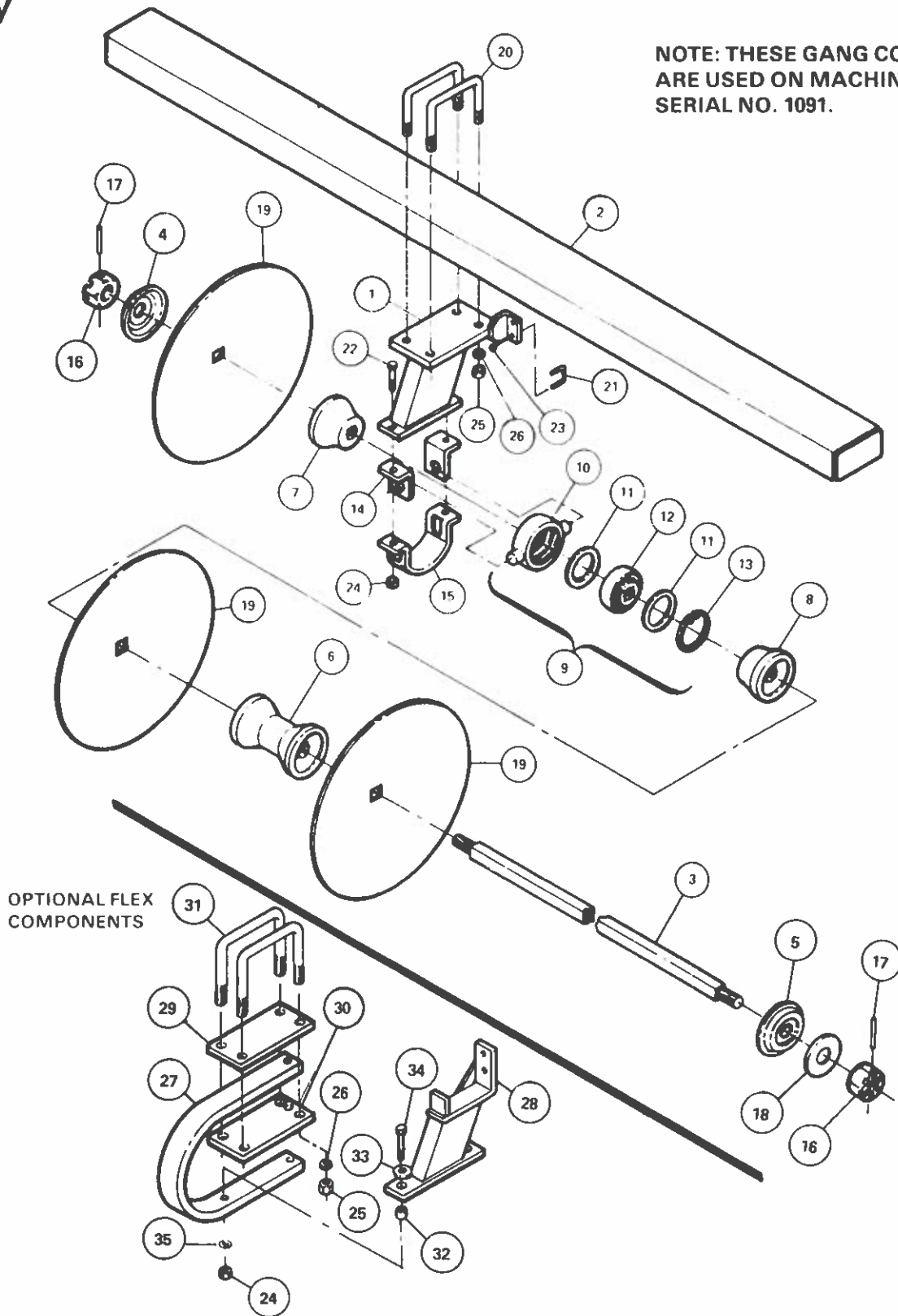
RPW ONLY

REF. NO.	PART NO.	DESCRIPTION
1	24078	Bearing Stand, Rear Gang for ½" mounting bolts
2	24164	Gang Beam, 16' long for 16' Model
2	24165	Gang Beam, 18' 6" long for 18' Model
2	24168	Gang Beam, 20' long for 20' Model
3	24231	1¾" dia. Gang Shaft, 98" long
3	24230	1¾" dia. Gang Shaft, 93" long
3	24232	1¾" dia. Gang Shaft, 99¾" long
3	24233	1¾" dia. Gang Shaft, 103½" long
3	24228	1¾" dia. Gang shaft, 109" long
3	24242	1¾" dia. Gang Shaft, 114½" long
3	24241	1¾" dia. Gang Shaft, 118" long
3	24234	1¾" dia. Gang Shaft, 125" long
3	24229	1¾" dia. Gang Shaft, 127" long
4	24051	End Cap
5	24052	End Cap
6	24001	Spool Casting, 9" long
6	24048	Spool Casting, 10½" long
7	24002	Long Bearing Spool Half for 9' spacing
7	24003	Long Bearing Spool Half for 10½" spacing
8	24050	Short Bearing Spool End Casting
9	24023	Heavy Duty Gang Bearing, 2-3/16"
10	24046	Gang Shaft Bushing
11	24431	26" Blade .250, 4" Concave
11	24434	26" Blade .250, 4" Concave with cut-out
11	24444	24" Blade .250, 3¾" Concave
11	24445	24" Blade .250, 3¾" Concave with cut-out
11	24435	24" Blade .203, 3¾" Concave
11	24419	24" Blade .203, 3¾" Concave with cut-out
11	24428	22" Blade .180, 3¾" Concave
11	24420	22" Blade .180, 3¾" Concave with cut-out
12	24497	20" Blade, 6 ga., 2" Concave
12	24031	20" Blade, 6 ga., 2" Concave with cut-out
12	24432	18" Blade .148, 1¾" Concave
12	24427	18" Blade .148, 1¾" Concave with cut-out
12	24463	16" Blade .148, 1½" Concave
13	24478	8" U-bolt, 7/8"
14	88247	Bolt ½" - 13 x 2" long
15	24533	Washer, flat, 1¾" (¾" thick x 4" O.D.)
16	25677	Washer, flat, 1¾"
17	88341	Washer, lock, 7/8"
18	88303	Washer, lock, ½"
19	24220	Nut, slotted 1¾"
20	88371	Nut, 7/8"
21	88104	Nut, ½"
22	25683	Pin, roll, 5/16" dia. x 2¾" long
23	24022	Bearing Insert (can be ordered separately)

RPW 20
Series
Only

REAR GANGS
SQUARE GANG SHAFT COMPONENTS

**NOTE: THESE GANG COMPONENTS
ARE USED ON MACHINES AFTER
SERIAL NO. 1091.**



REAR GANGS

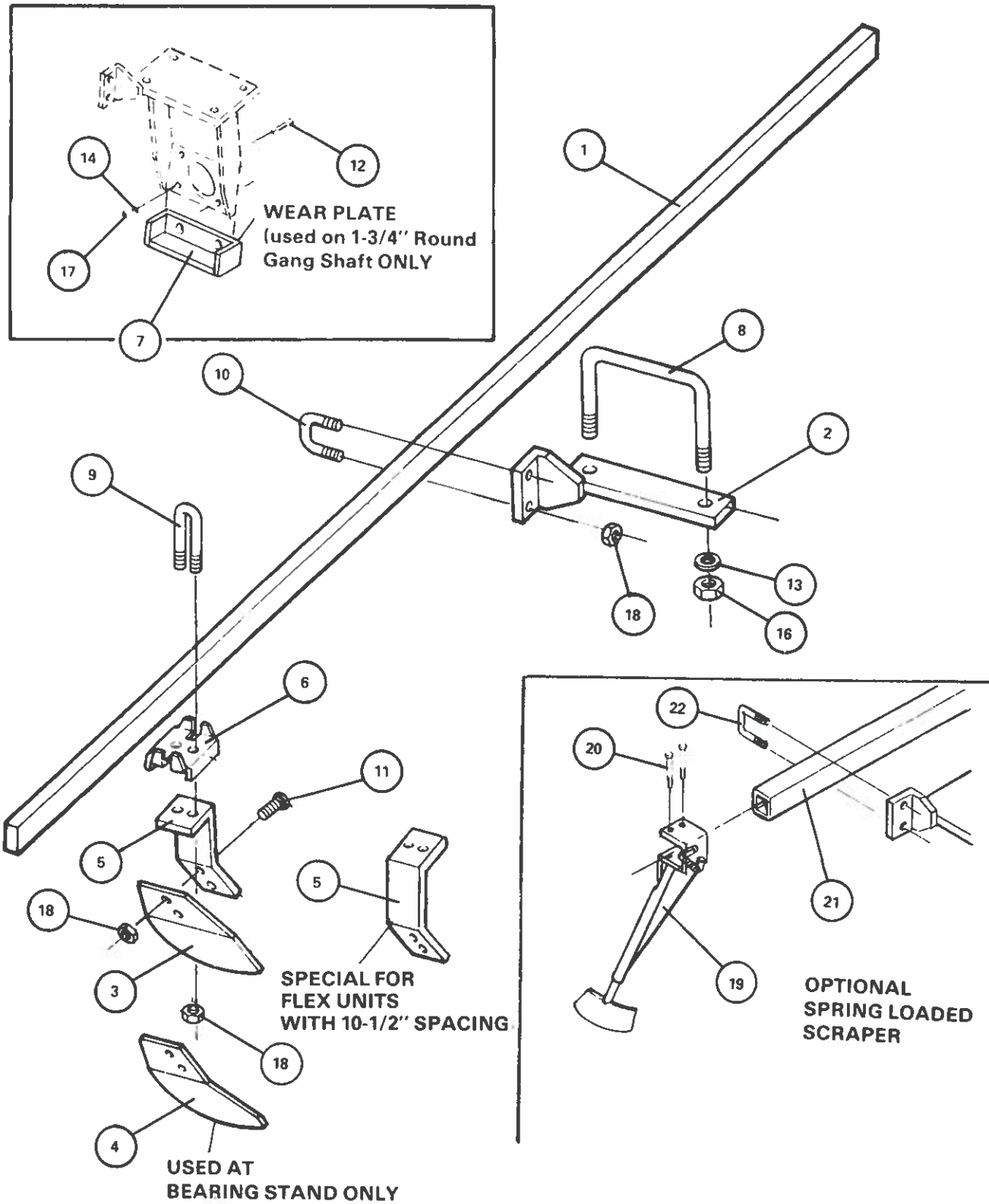
SQUARE GANG SHAFT COMPONENTS

RPW 20
Series
Only

REF. NO.	PART NO.	DESCRIPTION
1	25768	Rear Bearing Stand for Toggle Mount Bearing
2	24164	Gang Beam, 16' 0" long
2	24165	Gang Beam, 18' 6" long
2	24168	Gang Beam, 20' 0" long
3	25724	1-1/2" Square Gang Shaft 89-3/4" long
3	25725	1-1/2" Square Gang Shaft 92-3/4" long
3	25728	1-1/2" Square Gang Shaft 108-1/2" long
3	25730	1-1/2" Square Gang Shaft 117-1/4" long
3	25729	1-1/2" Square Gang Shaft 113-3/4" long
3	25726	1-1/2" Square Gang Shaft 99" long
3	25727	1-1/2" Square Gang Shaft 103-1/2" long
3	25731	1-1/2" Square Gang Shaft 124-1/4" long
3	25732	1-1/2" Square Gang Shaft 126-1/4" long
4	25710	End Cap Casting 2-1/4" long
5	24190	Spring End Gang Washer
6	24447	9" Gang Spool Casting
6	25697	10-1/2" Gang Spool Casting
7	24351	Long Bearing Spool Casting for 9" Spacing 5"
7	25696	Long Bearing Spool Casting for 10-1/2" Spacing 7 1/2 "
8	24352	Short Bearing Spool Casting 2 1/4"
9	24306	Toggle Bearing and Casting Assembly (consists of Ref. No. 10, 11, 12 & 13)
10	24155	Toggle Bearing Casting
11	24008	Toggle Bearing Washer
12	24099	Toggle Bearing Insert w/Square Hole (1-1/2")
13	24210	Toggle Bearing Retaining Ring
14	24487	Bearing Clamp Clip for 10" hole spacing
15	24486	Bearing Clamp for 10" hole spacing
16	88614	1-1/2" Nut, Hex Heavy Slotted
17	88605	Roll Pin 5/16" x 2-1/4" long
18	88610	1-9/16" I.D. x 3" O.D. x 1/4" Gang Washer
19	25865	Disk Blade 26" x 3.5" Conc. x 1/4" Smooth - Rear
19	25708	Disk Blade 26" x 3.5" Conc. x 1/4" Notch - Rear
19	25864	Disk Blade 24" x 3.69" Conc. x 1/4" Smooth - Rear
19	25712	Disk Blade 24" x 3.69" Conc. x 1/4" Notch - Rear
19	25709	Disk Blade 24" x 3.69" Conc. x 6 Ga. Smooth - Rear
19	25711	Disk Blade 24" x 3.69" Conc. x 6 Ga. Notch - Rear
19	24278	Disk Blade 22" x 2.5" Conc. x 1/4" Smooth
19	24387	Disk Blade 22" x 2.5" Conc. x 1/4" Notched
19	24054	Disk Blade 20" x 2.0" Conc. x 1/4" Smooth
19	24107	Disk Blade 20" x 2.0" Conc. x 1/4" Notch
19	24160	Disk Blade 18" x 1.75" Conc. x 6 Ga. Smooth
19	24219	Disk Blade 18" x 1.75" Conc. x 6 Ga. Notch
20	24478	U-Bolt 7/8" x 8" Spread
21	24329	U-Bolt for Scraper Bar
22	88291	Bolt 3/4" x 3" long (Grade 5)
23	88621	Lock Nut 1/2" (Nylon)
24	88611	Lock Nut 3/4" (Nylon)
25	88371	Nut (non-lock) 7/8"
26	88341	Lock Washer 7/8"
OPTIONAL FLEX COMPONENTS		
27	25706	Spring Shank for Rolling Plow
28	25757	Scraper Bar Bracket Weldment
29	25715	Top Clamp Plate
30	25756	Bottom Bearing Shank Saddle
31	25689	U-Bolt 7/8" x 8" spread w/7-1/2" long leg
32	24359	Pivot Bushing (1" O.D. x 3/4" long)
33	88131	Flat Washer 3/4"
34	25692	Bolt 3/4" x 4-1/2" long (Grade 5)
35	88130	Lock Washer 3/4"

RPW RPW 20

GANG COMPONENTS



GANG COMPONENTS**RPW
RPW 20**

<u>REF. NO.</u>	<u>PART NO.</u>	<u>DESCRIPTION</u>
1	24061	Scraper Bar, 15' 4" long
1	24060	Scraper Bar, 16' 5" long
1	24118	Scraper Bar, 18' 4" long
1	24110	Scraper Bar, 19' 1" long
1	24111	Scraper Bar, 20' 4" long
1	24113	Scraper Bar, 20' 10" long
2	24044	Scraper Bar Bracket (use on rigid bearing stand only)
3	24301	Scraper Blade
4	24302	Scraper Blade (at bearing stand) (specify hole size for bolts when ordering)
5	24247	Scraper Arm
5	25717	Special Scraper Bar for Flex with 9" spacing (at the bearing stand only)
5	25716	Special Scraper Bar for Flex with 10-1/2" spacing (at the bearing stand only)
6	24300	Scraper Clip
7	24156	Bearing Stand Wear Plate
8	24282	8" U-bolt, 3/4"
9	24329	1/2" U-bolt, for scraper arm clip
10	24217	1/2" U-bolt, for scraper bar
11	88445	Bolt, 1/2" - 13 x 1 1/2" carriage
12	25691	Bolt, socket flat head, 1/2" - 13 x 2 1/2" long
13	88130	Washer, lock, 3/4"
15	88303	Washer, lock 1/2"
16	88110	Nut, 3/4" (non lock)
17	25681	Nut, 5/8" (non lock)
18	88621	Nylock nut, 1/2"

OPTIONAL SPRING LOADED SCRAPER

19	25698	"Walker" spring loaded scraper
20	88608	Bolt 3/8" x 3" long
21	25748	Special scraper bar (2" x 2" Sq. tubing) 15' 4" long
21	25749	Special scraper bar (2" x 2" Sq. tubing) 16' 5" long
21	25750	Special scraper bar (2" x 2" Sq. tubing) 18' 4" long
21	25751	Special scraper bar (2" x 2" Sq. tubing) 19' 1" long
21	25752	Special scraper bar (2" x 2" Sq. tubing) 20' 4" long
21	25753	Special scraper bar (2" x 2" Sq. tubing) 20' 11" long
22	25690	U-Bolt 1/2" dia. x 2-1/8" spread w/3-1/4" long legs

*NOTE: A special Scraper Bar is required to mount spring loaded scrapers.

16' RPW and RPW 20 Series

GANG INFORMATION

Front Gang — 9" Spacing

TOTAL BLADES - 20

SCRAPER BAR - 15' 4" long

RPW TWO 1-3/4" ROUND GANG SHAFTS

LEFT: - 90-1/2" long

RIGHT: - 90-1/2" long

RPW 20 TWO 1-1/2" SQUARE GANG SHAFTS

LEFT: - 89-3/4" long

RIGHT: - 89-3/4" long

Rear Gang — 9" Spacing

TOTAL BLADES - 21

SCRAPER BAR - 16' 5" long

RPW Two 1-3/4" ROUND GANG SHAFTS

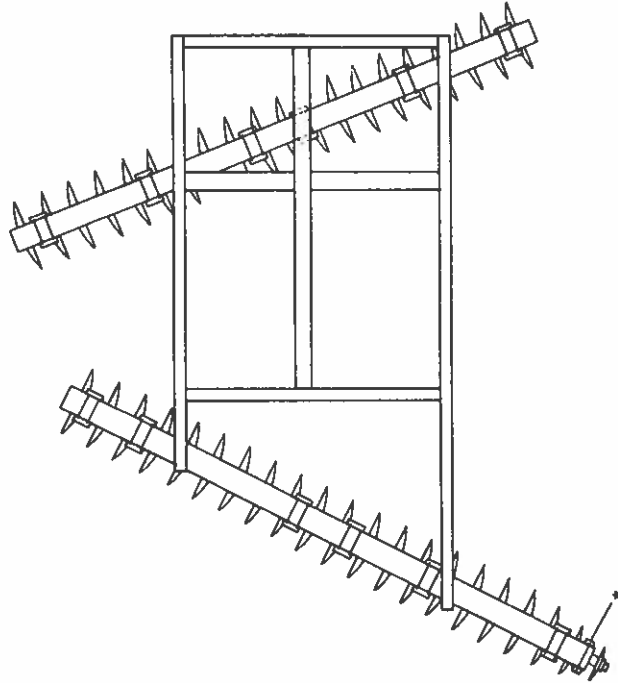
LEFT: - 90-1/2" long

RIGHT: - 99-3/4" long

RPW 20 TWO 1-1/2" SQUARE GANG SHAFTS

LEFT: - 89-3/4" long

RIGHT: - 99" long



Front Gang — 10-1/2" Spacing

TOTAL BLADES - 18

SCRAPER BAR - 15' 4" long

RPW TWO 1-3/4" ROUND GANG SHAFTS

LEFT: - 93" long

RIGHT: - 93" long

RPW 20 TWO 1-1/2" SQUARE GANG SHAFTS

LEFT: - 92-3/4" long

RIGHT: - 92-3/4" long

Rear Gang — 10-1/2" Spacing

TOTAL BLADES - 19

SCRAPER BAR - 16' 5" long

RPW TWO 1-3/4" ROUND GANG SHAFTS

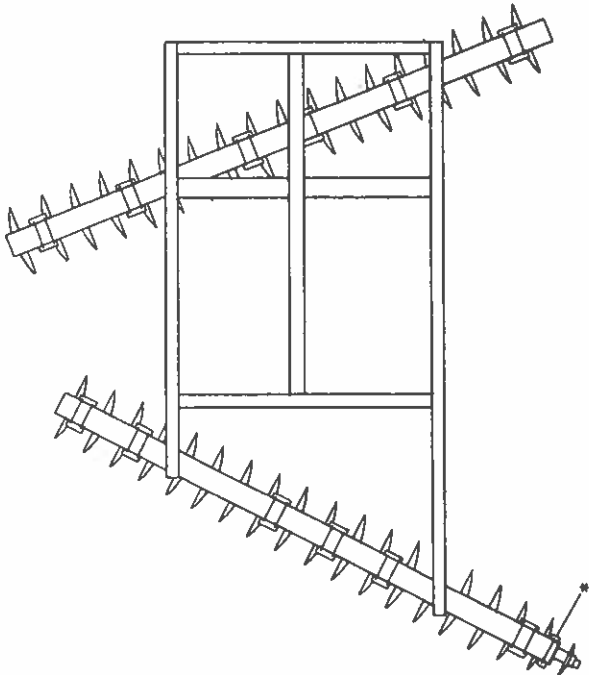
LEFT: - 93" long

RIGHT: - 103-1/2" long

RPW 20 TWO 1-1/2" SQUARE GANG SHAFTS

LEFT: - 92-3/4" long

RIGHT: - 103-1/2" long



NOTE: *Indicates location of scraper bar bracket used when unit is equipped with rigid bearing stands. These brackets are not needed on units equipped with Flex bearing stands.

GANG INFORMATION**18' RPW and
RPW 20 Series****Front Gang — 9" Spacing**

TOTAL BLADES - 24

SCRAPER BAR - 18' 4" long

RPW TWO 1-3/4" ROUND GANG SHAFTS

LEFT: - 109" long

RIGHT: - 109" long

RPW 20 TWO 1-1/2" SQUARE GANG SHAFTS

LEFT: - 108-1/2" long

RIGHT: - 108-1/2" long

Rear Gang — 9" Spacing

TOTAL BLADES - 25

SCRAPER BAR - 19' 1" long

RPW TWO 1-3/4" ROUND GANG SHAFTS

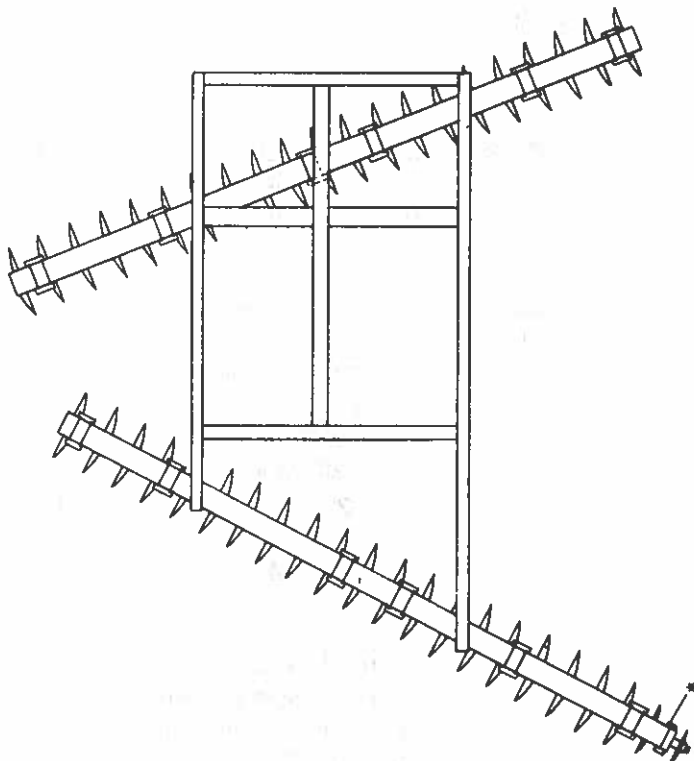
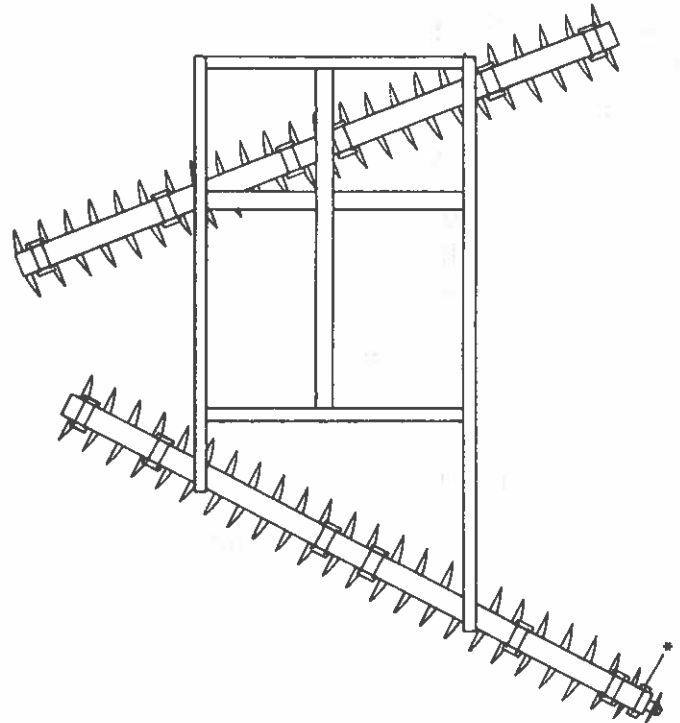
LEFT: - 109" long

RIGHT: - 118" long

RPW 20 TWO 1-1/2" SQUARE GANG SHAFTS

LEFT: - 108-1/2" long

RIGHT: - 117-1/4" long

**Front Gang — 10-1/2" Spacing**

TOTAL BLADES - 21

SCRAPER BAR - 18' 4" long

RPW TWO 1-3/4" ROUND GANG SHAFTS

LEFT: - 114-1/2" long

RIGHT: - 103-1/2" long

RPW 20 TWO 1-1/2" SQUARE GANG SHAFTS

LEFT: - 113-3/4" long

RIGHT: - 103-1/2"

Rear Gang — 10-1/2" Spacing

TOTAL BLADES - 22

SCRAPER BAR - 19' 1" long

RPW TWO 1-3/4" ROUND GANG SHAFTS

LEFT: - 114-1/2" long

RIGHT: - 114-1/2" long

RPW 20 TWO 1-1/2" SQUARE GANG SHAFTS

LEFT: - 113-3/4" long

RIGHT: - 113-3/4" long

NOTE: *Indicates location of scraper bar bracket uses when unit is equipped with rigid bearing stands. These brackets are not needed on units equipped with Flex bearing stands.

20' RPW and RPW 20 Series

GANG INFORMATION

Front Gang — 9" Spacing

TOTAL BLADES - 27

SCRAPER BAR - 20' 4" long

RPW TWO 1-3/4" ROUND GANG SHAFTS

LEFT: - 127" long

RIGHT: - 118" long

RPW 20 TWO 1-1/2" SQUARE GANG SHAFTS

LEFT: - 126-1/4" long

RIGHT: - 117-1/4" long

Rear Gang — 9" Spacing

TOTAL BLADES - 28

SCRAPER BAR - 20' 10" long

RPW TWO 1-3/4" ROUND GANG SHAFTS

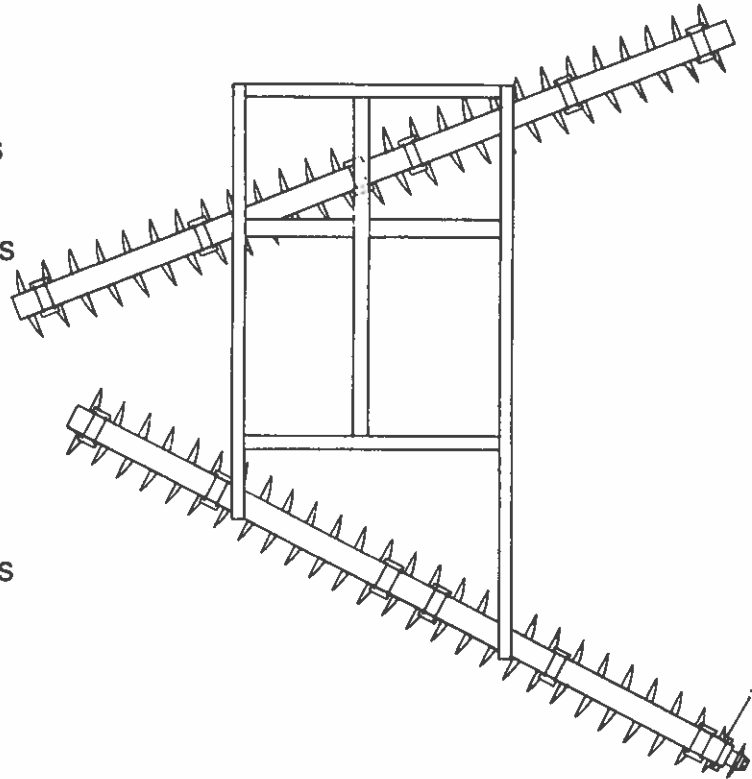
LEFT: - 127" long

RIGHT: - 127" long

RPW 20 TWO 1-1/2" SQUARE GANG SHAFTS

LEFT: - 126-1/4" long

RIGHT: - 126-1/4"



Front Gang — 10-1/2" Spacing

TOTAL BLADES - 23

SCRAPER BAR - 20' 4" long

RPW TWO 1-3/4" ROUND GANG SHAFTS

LEFT: - 114-1/2" long

RIGHT: - 125" long

RPW 20 TWO 1-1/2" SQUARE GANG SHAFTS

LEFT: - 113-3/4" long

RIGHT: - 124-1/4" long

Rear Gang — 10-1/2" Spacing

TOTAL BLADES - 24

SCRAPER BAR - 20' 10" long

RPW TWO 1-3/4" ROUND GANG SHAFTS

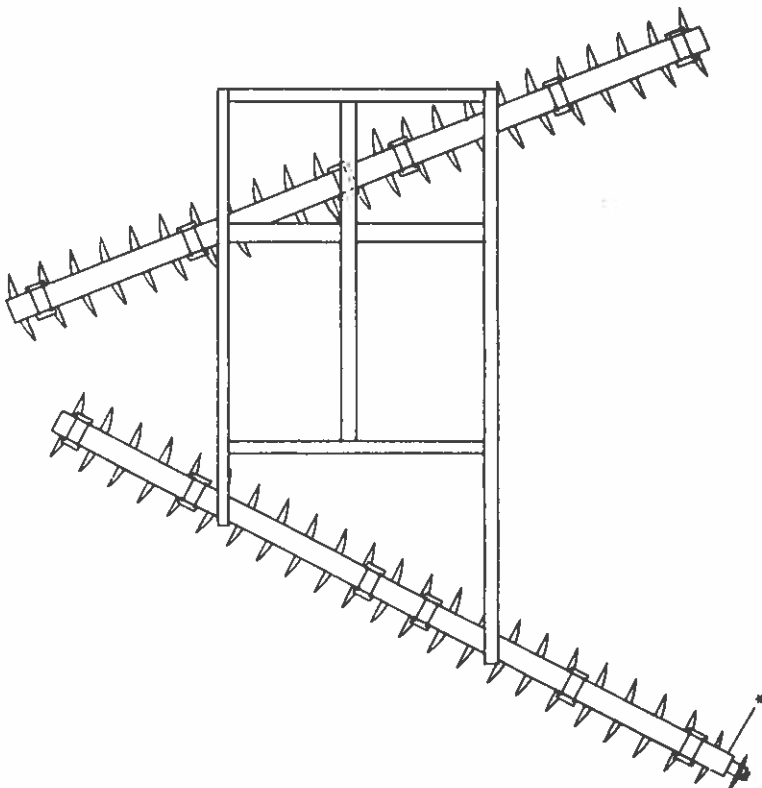
LEFT: - 125" long

RIGHT: - 125" long

RPW 20 TWO 1-1/2" SQUARE GANG SHAFTS

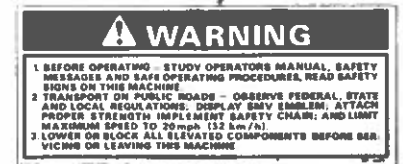
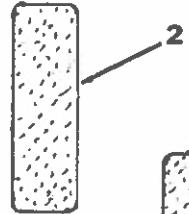

LEFT: - 124-1/4" long

RIGHT: - 124-1/4" long



NOTE: *Indicates location of scraper bar bracket used when unit is equipped with rigid bearing stands. These brackets are not needed on units equipped with Flex bearing stands.

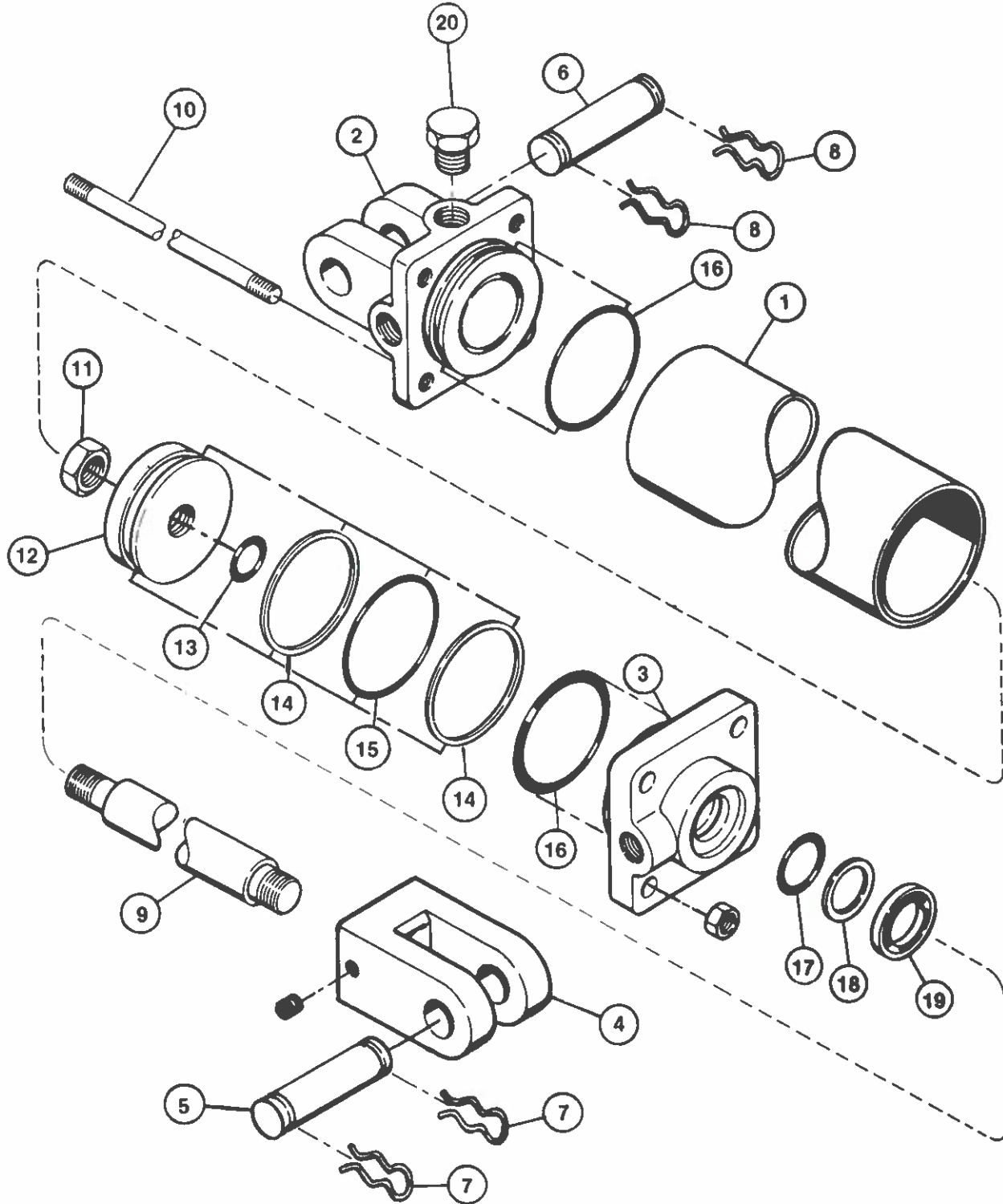
DECALS & MANUALS



REF. NO.	PART NO.	DESCRIPTION
1	24192	Amber Reflector
2	24191	Red Reflector
3	24134	Decal, Wil-Rich Logo
4	24218	Caution Decal - Cylinders
5	24227	Warning Decal - Operating
6	24010	Decal - Lubrication
7A	24290	Decal - RPN
7B	25883	Decal - RPN 20
8A	24288	Decal - RPS
8B	25884	Decal - RPS 20
9A	24289	Decal - RPW
9B	25885	Decal - RPW 20
10	74989	RPN Operator's Manual
10	74011	RPN/20 Operator's Manual
10	74988	RPS Operator's Manual
10	74012	RPS/20 Operator's Manual
10	74990	RPW Operator's Manual
10	74013	RPW/20 Operator's Manual

RPN & RPN 20
RPS & RPS 20
RPW & RPW 20

**4" BORE X 8" STROKE
HYDRAULIC CYLINDERS (PRINCE)
COMPLETE CYLINDER NO. 24296**



4" BORE X 8" STROKE HYDRAULIC CYLINDER (PRINCE)

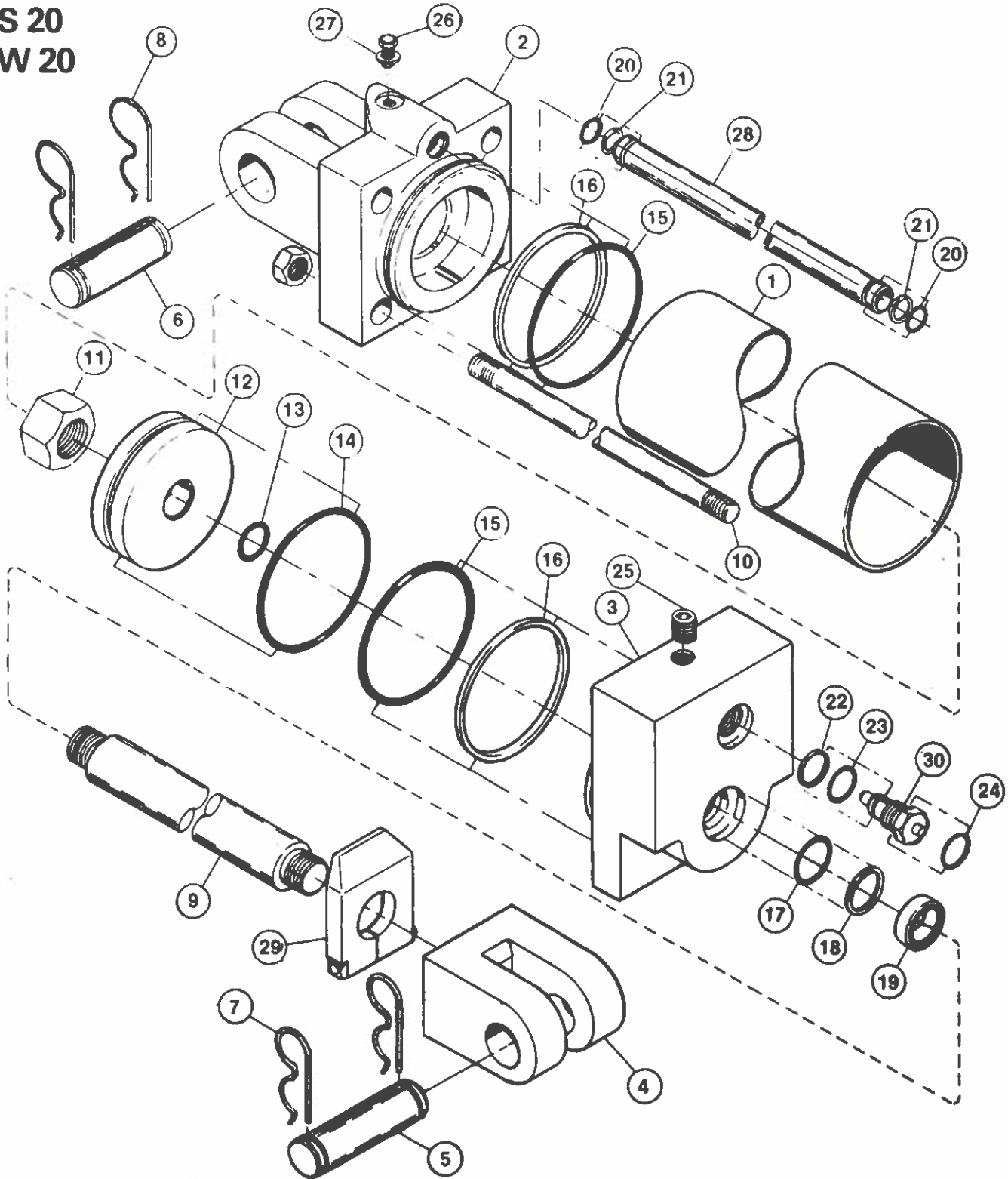
RPN
RPS
RPW
RPN 20
RPS 20
RPW 20

***Complete Cylinder Part No. 24296**

**4" Bore x 8" Stroke Hydraulic Cylinder with 1-1/2" diameter Piston Rods
1" diameter Mounting Pin and S.A.E. #8 Ports, used with o-ring seals**

<u>REF. NO.</u>	<u>HUTCH PART NO.</u>	<u>VENDER PART NO.</u>	<u>DESCRIPTION</u>
0	24095	PMCK-S-1028	Seal Kit for 4" x 8" Standard Prince Cylinder
1	24139	051900008	Tube Casing 4" x 8" Cylinder
2	24198	141900028	Base Clevis
3	24202	081900086	Head
4	24203	100000159	Rod Clevis less hardened bushing
5	24318	190400004	Clevis Pin
6	24318	190400004	Clevis Pin
7	24315	190600003	Spring Clip
8	24315	190600003	Spring Clip
9	24266	010800005	Piston Rod for 4" x 8" Cylinder
10	24201	170301133	Tie Rod & Nut
11	24143	220000210	Nut for Piston
12	24204	071900006	Piston
13			{ O-ring Piston Back-up Washer O-ring, Large O-ring, Large O-ring, Base Base Back-up Washer Wiper Seal Plug
14	Available in seal		
15	kits only		
16	Part No. 24095		
17	Vendor No.		
18	PMCK-S-1028		
19			
20	24146	200300040	Plug
	24205	210600093	Hardened Bushing for Clevis 1 1/2" x 1 1/4" x 1" long

RPN
RPS **4" BORE X 8" STROKE**
RPW **HYDRAULIC CYLINDER (INTERNAL DEPTH CONTROL)**
RPN 20
RPS 20
RPW 20
PRINCE - CYLINDER NO. 24027



4" BORE X 8" STROKE HYDRAULIC CYLINDER (INTERNAL DEPTH CONTROL) PRINCE

RPN
RPS
RPW
RPN 20
RPS 20
RPW 20

*Complete Cylinder Part No. 24027

4" Bore x 8" Stroke Hydraulic Cylinder with 1-1/2" diameter Piston Rod, Internal Depth Control, 1" diameter Mounting Pin and 3/4-16 S.A.E. #8 ports with O-ring seals.

REF. NO.	HUTCH PART NO.	VENDER PART NO.	DESCRIPTION
0	25707	PMCK-U-W559	Seal Kit for 4" x 8" Standard Prince Cylinder with Internal Depth Control
1	24142	051900285	Tube Casing 4" x 8" Cylinder
2	24103	141900038	Base Clevis
3	24369		Head
4	24005	100000043	Rod Clevis
5	24318	190400004	Clevis Pin
6	24318	190400004	Clevis Pin
7	24315	190600003	Spring Clip
8	24315	190600003	Spring Clip
9	24273	010800198	Piston Rod for 4" x 8" Cylinder
10	24274	170301131	Tie Rod and Nut
11	24143	220000210	Nut for Piston
12	24206	071900031	Piston
13			O-ring
14			O-ring, Large
15			O-ring Large
16			Back-up Washer, Large
17	Available in seal kit only.		O-ring, Base
18	Part No. 25707		Base, Back-up Washer
19	Vendor No.		Wiper Seal
20	PMCK-U-W559		O-ring
21			Back-up Washer
22			Back-up Washer
23			O-ring
24			O-ring
25	24096	200200021	Plug
26	24314	170002028	Cap Screw
27	24316	220001602	Nyltite Seal
28	24317	050300152	Manifold Tube
29	24320	090000060	Striker Plate Assembly
30	24321	180900115	Valve Assembly

*This cylinder is used on the lift system for 7510 D.O.T., 7410 Series D.O.T., RPN, RPS and RPW Rolling Plow.

