

# MODEL YEAR 2022 HARVEST COMMANDER DUAL AUGER GRAIN CARTS

**KINZE**  
TRUE. BLUE. Advantage.

## THE LEGEND RETURNS

The legendary 1050 dual auger grain cart has returned as the **NEW 1121!** Enhanced with new features, this time-tested cart is ready to tackle the harvest challenges of today's farmers.

### 1121 Dual Auger Grain Cart

This proven, straightforward dual auger cart design provides all the features necessary for efficient grain handling. The on-demand horizontal auger, optimum 1100-bushel capacity, tip spout control, and optional Camso tracks all deliver high-value at low cost of ownership. Robust construction, along with minimum driveline and track system maintenance, ensure an uninterrupted and productive harvest.

#### 1121 Features



- Improved capacity and load containment, high and low back boards
- Manually operated rolling tarp protects harvested crop from elements



- Rear, spout, and hopper LED lighting for greater visibility



NEW FOR 2022




- Axle design enables easy upgrade from flotation tires to tracks
- Available with flotation tires or low-maintenance, long-life track system




- Simple tip spout grain control using tractor SCV

## ALSO NEW FOR 2022


Along with the NEW 1121, the complete family of Harvest Commander **dual auger** grain carts has been upgraded with value-added features.




- Centralized grease bank enables swift and easy lubrication



- Horizontal auger cleanout doors for easy crop changeover



- Optional remote scale readout for viewing by combine operator



- Hydraulic hose cradle and colored ends simplify tractor hookup

The **CORNER dual auger carts** feature a **NEW tip spout** with smoother flow and improved alignment for more precise unloading of grain.



**All models have the great features that have made Kinze grain carts "Harvest Commanders" for 50 years.**

- Minimal maintenance driveline with operator convenience features
- Low-profile design providing enhanced stability in rolling terrains
- Smooth operating positive driveline engagement
- Dual safety chains providing added safety when towing
- 2-year warranty on dual auger carts; 1-year warranty on single auger cart
- On-demand horizontal auger engagement allowing vertical auger cleanout

**LEARN MORE ABOUT THE FULL GRAIN CART LINE-UP AT [KINZE.COM/GRAIN-CARTS](http://KINZE.COM/GRAIN-CARTS)**

Model	1121	1321	1421	1521	1721
<b>Capacity<sup>1</sup></b>	1100 bu.	1300 bu. <sup>2</sup>	1400 bu. <sup>2</sup>	1500 bu. <sup>2</sup>	1700 bu.
<b>Length</b>	30'-9"	31'-7"	34'-11"	34'-11"	38'-10"
<b>Width<sup>3</sup></b>	12'	13'	13'	13'	13'
<b>Height</b>	12' / 11'	11'-4"	10'-10"	11'-4"	11'-4"
<b>Weight<sup>3</sup></b>	25,800 lbs.	31,000 lbs.	31,470 lbs.	31,680 lbs.	35,180 lbs.
<b>Unload Speed<sup>4</sup></b>	550 bu/min	750 bu/min	750 bu/min	750 bu/min	750 bu/min

<sup>1</sup> Cart capacity is based on #2 corn at 15% moisture (56 lb. test weight). Capacity may vary based on crop type, grade, moisture, and other environmental factors.

<sup>2</sup> Capacity when cart is equipped with tracks. Capacity when equipped with flotation tires is approximately 50 bushels less.

<sup>3</sup> Width and weight when equipped with tracks.

<sup>4</sup> Bushels per minute may vary with moisture content of grain and/or PTO rpm.



# MODEL YEAR 2022 SINGLE AUGER GRAIN CART

**KINZE**  
TRUE. BLUE. Advantage.

## THE LEGACY CONTINUES

Kinze pioneered and introduced the first dual auger cart 50 years ago, and the Kinze 1051 **single auger** cart follows this legacy of innovation and dependability. Constructed like Kinze dual auger carts, the 1051 is tough, durable, and reliable, but at a lower cost of ownership.



### 1051 Single Auger Grain Cart

With unmatched line-of-sight visibility from the clean corner auger design and easy operating features, drivers at all experience levels can operate it confidently. Equipped with a quiet operating driveline free of sheer bolts, experience improved uptime for a more efficient harvest. The easy to operate pit dump door makes pit unloading quick and effortless, and makes fast work of complete cleanout for crop changeover. Optional Camso tracks reduce soil compaction and enable easy transfer of grain from field to truck in adverse conditions.

- Auto-reset torque limiting overrunning clutch
- 20" auger with thickened edge for 50% longer wear life
- 1051 available with premium Camso track option
- 20 bolt hubs for reliable load control
- Easy operation pit dump door for complete cleanout
- Quiet operating, positive auger driveline engagement
- Longer hitch for improved balance, ride, and visibility versus the competition



- Easy operation pit dump door for complete cleanout



- Front folding corner auger for excellent operator visibility



- Precise grain placement with standard 35° adjustable spout

<sup>1</sup> Cart capacity based on #2 corn at 15% moisture (56lb test weight). Cart capacity may vary based on crop type, grade, moisture and other environmental factors.

<sup>2</sup> Bushels per minute may vary with moisture content of grain and/or PTO rpm.