



TREE TERMINATOR ROTARY MOWER

7' Mower - Model No. RM7000
6' Mower - Model No. RM6000
5' Mower - Model No. RM5000



FEATURES AND SPECIFICATIONS

- Handles the thickest grass and brush up to four inches in diameter
- V-shaped front openings allow mowing around trees and fence posts
- Three widths available: 7-foot, 6-foot, 5-foot
- Floating Deck: Fabricated of 1/4-inch steel, standard on all models
- Blades: Double-edged for bidirectional cutting
- Average blade tip speed with 25 GPM and 3000 PSI:
 - 7-foot mower is 17,026.45 feet per minute
 - 6-foot mower is 14,911.08 feet per minute
 - 5-foot mower is 12,373.36 feet per minute
- Universal skid steer hitch standard
- Blade bar: 1-inch steel
- Stump jumper: 1/4-inch steel
- Cushion valve for fast shutdown
- Deck-leveling wheel: Standard on all models, removable for cutting trees and brush
- Lift limit chain: Standard on all models
- Hydraulic flow: 15-25 GPM is standard, high flow is optional
- Warranty: Two-year warranty on all welded components, one-year warranty on hydraulic motor and gear box
- Weight: 7-foot mower is 1800 pounds
 - 6-foot mower is 1500 pounds
 - 5-foot mower is 1250 pounds

TREE TERMINATOR SLASHER


6' Slasher - Model No. SL5600 / 7' Slasher - Model No. SL5700



The Tree Terminator Slasher features a 350-pound cutting wheel which allows quick and easy clean up large areas of thick brush and trees.

FEATURES AND SPECIFICATIONS

- Remove brush and trees up to 8-inches in diameter
- Available in 6-foot and 7-foot widths
- Floating deck: fabricated of 1/4-inch steel, standard on all models
- 3/4-inch thick AR400, 350 pound cutting wheel
- Universal skidsteer hitch is standard
- Lift limit chain for safety
- Cushion valve for fast shutoff
- Hydraulic flow 20-45 GPM
- 3/4-inch thick, forged, double edged blades for bidirectional cutting
- Heavy-duty gearbox and 3/4-inch hoses
- Weight: 7-foot Slasher is 2,500 pounds
6-foot Slasher is 2,300 pounds
- Average blade tip speed with 35 GPM and 3000 PSI:
7-foot slasher is 15,200. 63 feet per minute
6-foot slasher is 13,276. 92 feet per minute
- Two-year warranty on all welded components
- One-year warranty on hydraulic motor and gear box
- Open front design for cutting with ease around fence posts and trees
- Front leveling wheel comes standard on all models, removeable for cutting trees and brush



Prices Effective as 3-24



LIST PRICE SHEET

<u>Rotary Mower/Slasher Equipment</u>		<u>Weight</u> <u># per unit</u>	<u>List</u>
RM7000	7' Rotary Mower (80" cut)	1800	\$8,654.13
RM6000	6' Rotary Mower (70" cut)	1500	\$8,312.68
RM5000	5' Rotary Mower (58" cut)	1250	\$7,816.03
HF800	High-Flow Upgrade (Above Rotary items)	50	\$2,483.26
SL5600	6' Rotary Slasher (cuts 8" trees)	2550	\$12,386.69
SL5700	7' Rotary Slasher (cuts 8" trees)	2750	\$13,006.02



Prices and Specifications may be subject to change without notice. Prices do not include shipping or setup.