

# BOOM MOWERS - MID RANGE HP



## HOW TO CHOOSE THE RIGHT BOOM MOWERS FOR YOUR NEEDS

		Tractors HP													
		20	25	30	35	40	50	60	70	80	90	100	110	120	
Ferri range for USA	models														
	T250A		██████████	██████████	██████████										
	T320A		██████████	██████████	██████████	██████████									
	T380D					██████████	██████████								
	T430D						██████████	██████████	██████████						
	T460						██████████	██████████	██████████	██████████					
	TM46 Farm						██████████	██████████	██████████	██████████					
	TP51 Farm							██████████	██████████	██████████	██████████				
	TP61 Farm								██████████	██████████	██████████	██████████			
	TXV50									██████████	██████████	██████████			
	TXV60										██████████	██████████	██████████	██████████	

### Which are the environmental conditions requested?

1	A	Verges - side of the road ( no need for very long reach)	The all range can be suitable
	B	Banks - ditches - canals (need for long reach)	TP-TXV provided that the reach requested is form min. 16'

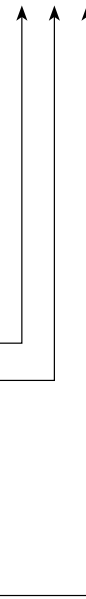
### Mowing conditions ?

2	A	grass up 20" big	The all range is OK			
	B	grass more than 20" big	TM farm - TP - TXV	What thickness?	up to 2"	T - TM Farm - TP
		bushes			up to 2" 1/4"	TXV
		shrubs				
		branches				
wood						

### How often will the boom mower be used?

3	A	short periods per year (6 -12 weeks) few hours per day (up to 4 hours)
	B	short periods per year (6 -12 weeks) several hours per day (8 -12 hours)
	C	long periods per year (4 - 6 months) several hours per day (8 -12 hours)

Our answer	AAA	T - TM Farm	no oil cooler	
	AAB	T - TM Farm - TP	with oil cooler	
	AAC	TXV	with oil cooler	
	ABA	TM Farm - TP - TXV	no oil cooler	Depending on thickness
	ABB	TM Farm - TP - TXV	with oil cooler	Depending on thickness
	ABC	TXV	with oil cooler	
	BAA	TP	no oil cooler	
	BAB	TP	with oil cooler	
	BAC	TXV	with oil cooler	
	BBA	TP - TXV	no oil cooler	Depending on thickness
	BBB	TXV	with oil cooler	
	BBC	TXV	with oil cooler	



# FERRI


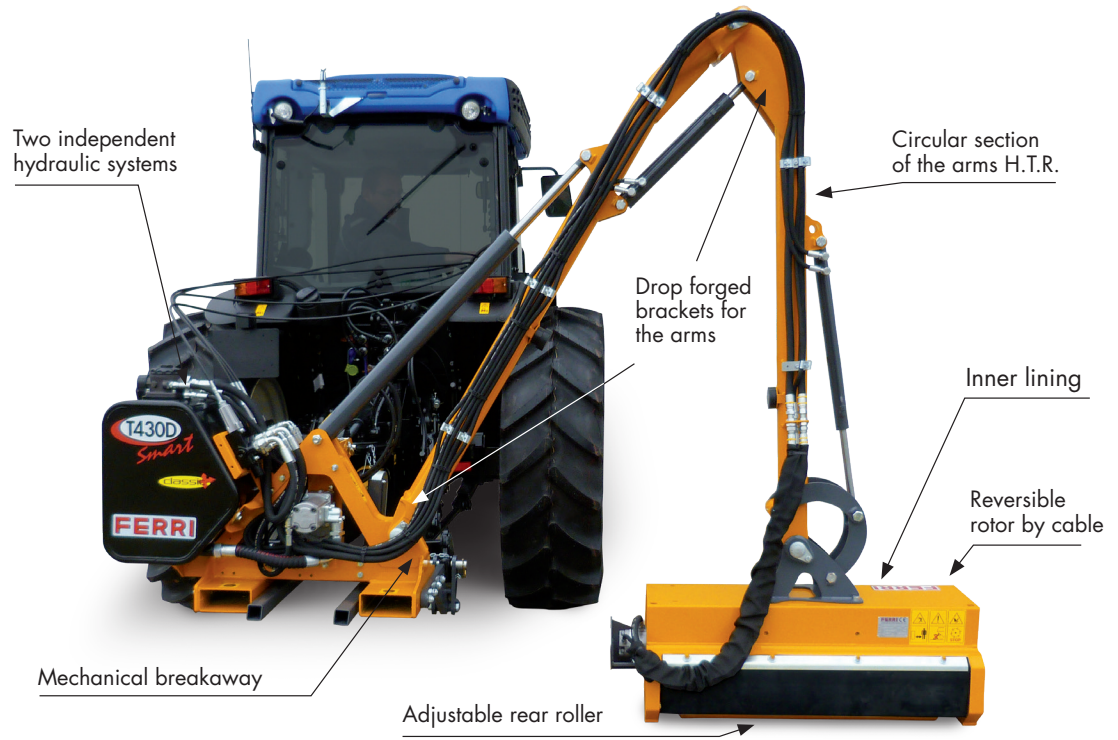
SIMPLY. THE MOWER



# T380D T430D

HP 20 available to the rotor  
HP 31 max to hydraulic motor

## BOOM MOWERS FOR AGRICULTURE AND LIGHT GREEN MAINTENANCE

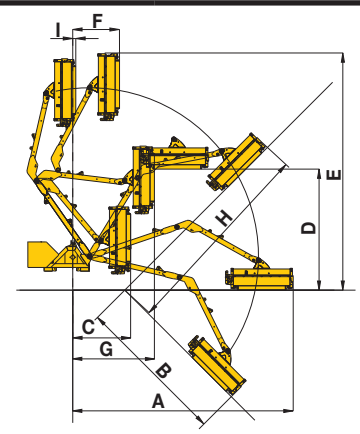


**Cable controls**  
Reliability and simply use.  
Standard on all machines  
Classic.

HP Tractor	40	50	60	70	Min. tractor weight lbs	Min. tractor width ft
T 380D	[Green bar]				3747	4'11"
T 430D		[Green bar]			4409	5'6"
T 430DR		[Green bar]			4409	5'6"

### Working positions

		T 380D	T 430D
A	ft	12'7"	14'2"
B	ft	7'11"	9'6"
C	ft	2'10"	3'11"
D	ft	7'4"	8'4"
E	ft	13'9"	15'5"
F	ft	3'9"	2'10"
G	ft	5'0"	5'7"
H	ft	11'2"	12'9"



**TECHNICAL DATA**

Model	Max horizontal reach* ft	Weight lbs	Three point linkage Cat.	Oil gal	Rotor Rpm	Pto MAX Rpm	Flail head angle
T380D	12'7"	1080	I - II	18.5	3000	540	190°
T430D	14'2"	1091	I - II	18.5	3000	540	190°
T430DR Smart	14'2"	1091	I - II	18.5	3000	540	190°

\* Reach measured from tractor centre line to head edge

**MACHINES WITH CONTROLS "CLASSIC"**

Model	Suggested Retail - \$
T380D with flail head TID100	<b>19.456</b>
T430D with flail head TID100	<b>20.256</b>
<b>Version for reversible drive</b>	
T430DR with flail head TID100	<b>21.057</b>

**MACHINES WITH ELECTRIC CONTROLS "ELECTRA-FULL"**

Model	Suggested Retail - \$
T380D with flail head TID100	<b>29.009</b>
T430D with flail head TID100	<b>29.819</b>
<b>Version for reversible drive</b>	
T430DR with flail head TID100	<b>30.610</b>

**COMPLETING EQUIPMENT TO THE BASE MACHINE AT EXTRA CHARGE**

	Length Inch.	Suggested Retail - \$
Stabilizers to the tractor (code TST5017)	25" - 35"	<b>369</b>
"Delta yoke" for stabilizers (cod. TD3703)		<b>369</b>
Stabilizers for "Delta yoke" (cod. TGA4611)	18" - 28"	<b>317</b>

**OPTION AT AN EXTRA CHARGE DELIVERED SEPARATELY AS A KIT \*\***

	Suggested Retail - \$
Oil cooler with thermostat (cod.T43003) included into the Electra Full Vers.	<b>1.865</b>
Lift float (LFA mechanic) (cod.T43004)	<b>519</b>



\*\* All options ordered will be shipped separately and relevant mounting as per owner's manual instruction will be at dealer's charge.

FLAIL HEAD	TID100
Width (ft)	3'3"
Rotor speed (rpm)	3000
Blade tip speed (ft/sec)	196
Flail head angle	190°
Weight (lbs)	284

**TID100**  
Direct drive



**Flails TID 100**

Interchangeable on the same rotor	
Multi-use and straight blades for: grass, shrubs, bushes, sticks, wood Ø max 1 1/4'	Articulated Y blades for: grass, shrubs, Ø max 3/4'
	
Cod. 0901158 + Cod. 0901159	Cod. 0901049
n° 36 + 18	n° 36
<b>Standard</b>	<b>No extra charge</b>

• Attachment to the tractor 3 point hitch: at dealer's charge. It includes: fitting of the 'delta bracket' and adaption of the stabilizers to the tractor 3 point hitch, fitting of the controls in the cabine and Pto shaft fitting



SIMPLY. THE MOWER

**Equipped with:**

- Flail head
- FLOATING head system
- Totally independent hydraulic (gear pump and motor)
- Circular section of the arms H.T.R. (High Torsion Resistance)
- Drop forged brackets for the arms
- Mechanical breakaway (arm protection in case of obstacles)
- Reversible rotor
- Front and rear abrasion resistant rubbercloth guard
- Oil and Pto shaft
- Oilcooler included in Electra-Full version
- Packaging on crate included

**WARNING**



It is RECOMMENDED that you connect the equipment to the tractor and start it up for the first time together with your Dealer, following the instructions and paying attention to the warnings indicated in our use and maintenance manual. If you require further information, please contact our after sales service.



HP 35 available to the rotor  
 HP 45 max to hydraulic motor

**FERRI**

SIMPLY. THE MOWER

**T460**

**BOOM MOWERS FOR AGRICULTURE AND GREEN AREAS**



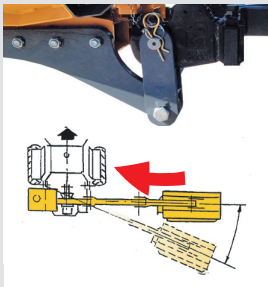
Drop forged parts.



Floating head system



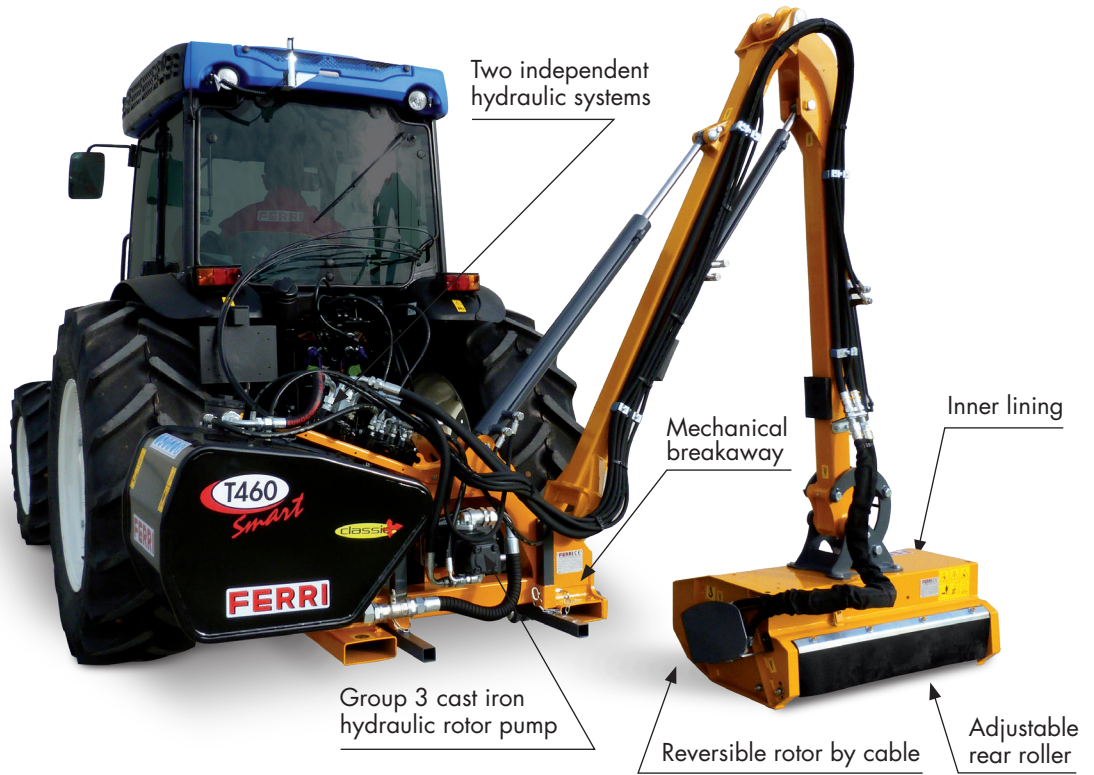
Group 3 cast iron hydraulic rotor pump



Mechanical breakaway (arm protection in case of obstacles)



Oil cooler with thermostat (option).



**Cable controls**

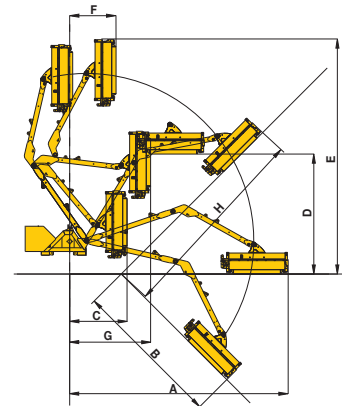
Reliability and simply use.  
 Standard on all machines  
 Classic.



HP Tractor	50	60	70	Min. tractor weight lbs	Min. tractor width ft
T460				4850	5'11"

**Working positions**

		T460 Smart
A	ft	15'1"
B	ft	10'4"
C	ft	3'9"
D	ft	7'6"
E	ft	16'3"
F	ft	3'1"
G	ft	5'4"
H	ft	13'9"







SIMPLY. THE MOWER

**TECHNICAL DATA**

Model	Max horizontal reach* ft	Weight lbs	Three point linkage Cat.	Oil gal	Rotor Rpm	Pto MAX Rpm	Flail head angle
<b>T460</b>	15'1"	1279	II	31.7	3100	540	190°

\* Reach measured from tractor centre line to head edge

**MACHINES**

Model	Suggested Retail - \$
<b>T460 with flail head TID100</b>	<b>20.680</b>

**COMPLETING EQUIPMENT TO THE BASE MACHINE AT EXTRA CHARGE**

<b>WARNING:</b> due to the high offset loads on the linkages it is necessary to fit two stabilizers	Length Inch.	Suggested Retail - \$
Stabilizers to the tractor (code TST5017)	25" - 35"	<b>378</b>
"Delta yoke" for stabilizers (cod. OPT001121000)		<b>598</b>
Stabilizers for "Delta yoke" (cod. TGA4611)	18" - 28"	<b>317</b>
Top link (cod. TGA5014)	13" - 18"	<b>229</b>

**OPTION AT AN EXTRA CHARGE DELIVERED SEPARATELY AS A KIT \*\***

	Suggested Retail - \$
Oil cooler with thermostat (cod.TM46002)	<b>2.155</b>
Lift float (LFA mechanic) (cod. TM46003)	<b>501</b>
Bumpers with illumination system (cod. TM46008)	<b>1.284</b>



\*\* All options ordered will be shipped separately and relevant mounting as per owner's manual instruction will be at dealer's charge.

<b>FLAIL HEAD</b>	<b>TID100</b>
Width (ft)	3'3"
Rotor speed (rpm)	3000
Blade tip speed (ft/sec)	196
Flail head angle	190°
Weight (lbs)	284

**TID100**  
Direct drive



**Flails TID 100**

<b>Interchangeable on the same rotor</b>	
Multi-use and straight blades for: grass, shrubs, bushes, sticks, wood Ø max 1 1/4'	Articulated Y blades for: grass, shrubs, Ø max 3/4'
	
Cod. 0901158 + Cod. 0901159 n° 36 + 18	Cod. 0901049 n° 36
<b>Standard</b>	<b>No extra charge</b>

• Attachment to the tractor 3 point hitch: at dealer's charge. It includes: fitting of the 'delta bracket' and adaption of the stabilizers to the tractor 3 point hitch, fitting of the controls in the cabine and Pto shaft fitting

**Equipped with:**

- Flail Head
- FLOATING head system
- Totally independent hydraulic system
- Cast iron hydraulic rotor pump group 3
- Cast iron motor
- Mechanical breakaway (arm protection in case of obstacles)
- Reversible rotor
- Front and rear abrasion resistant guard
- Oil and Pto shaft
- Packaging on crate included

**WARNING**



It is RECOMMENDED that you connect the equipment to the tractor and start it up for the first time together with your Dealer, following the instructions and paying attention to the warnings indicated in our use and maintenance manual. If you require further information, please contact our after sales service.




HP 35 available to the rotor  
HP 45 max to hydraulic motor



SIMPLY. THE MOWER



Floating head system




"Overlap" spiral rotor with two spiral rows



Drop forged brackets for the arms



Drop forged lever for flail head rotation



Oil cooler with thermostat (option)



## BOOM MOWERS FOR AGRICULTURE AND GREEN AREAS



**Cable controls**  
Reliability and simply use.  
Standard on all machines  
Classic.

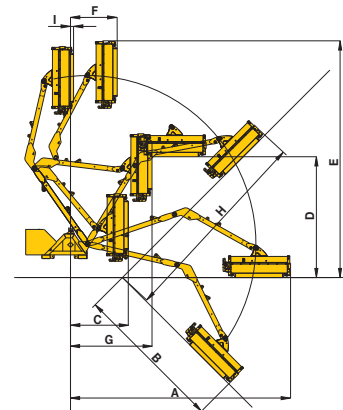


**Electra Full**  
Monolever electric control  
with rotor's electric switch

HP Tractor	50	60	70	80	Min. tractor weight lbs	Min. tractor width ft.
TM46					5512	5'11"

### Working positions

		TM46
A	ft	15'3"
B	ft	10'5"
C	ft	4'0"
D	ft	8'5"
E	ft	16'5"
F	ft	3'3"
G	ft	5'8"
H	ft	13'11"
I	ft	0'3"





SIMPLY. THE MOWER

**TECHNICAL DATA**

Model	Max horizontal reach*	Weight	Three point linkage	Oil	Rotor	Pto	Flail head angle
	ft.	lbs	Cat.	gal	Rpm	MAX Rpm	
<b>TM46</b>	15'3"	1713	II	33	3.100	540	190°

\* Reach measured from tractor centre line to head edge

**MACHINES WITH CABLE CONTROLS "CLASSIC"**

Model	Flails	Suggested Retail - \$
<b>TM46</b> with flail head TI120	no. 44 multiuse Y blades <b>A</b>	<b>25.202</b>
<b>TM46</b> with flail head TI120	no. 22 "T" hammers <b>G</b>	<b>25.914</b>

**MACHINES WITH ELECTRIC CONTROLS "ELECTRA-FULL"**

Model	Flails	Suggested Retail - \$
<b>TM46 Electra Full</b> with flail head TI 120	no. 44 multiuse blades <b>A</b>	<b>35.231</b>
<b>TM46 Electra Full</b> with flail head TI 120	no. 22 "T" hammers <b>G</b>	<b>35.917</b>

**COMPLETING EQUIPMENT TO THE BASE MACHINE AT EXTRA CHARGE**

<b>WARNING:</b> due to the high offset loads on the linkages it is necessary to fit two stabilizers	Length Inch.	Suggested Retail - \$
Stabilizers to the tractor (code TST5017)	25" - 35"	<b>378</b>
"Delta yoke" for stabilizers (code OPT001121000)		<b>598</b>
Stabilizers for "Delta yoke" (code TGA4611)	18" - 28"	<b>317</b>
Top link (cod. TGA5014)	13" - 18"	<b>229</b>
Oil cooler (included for FE)		<b>2.155</b>

**OPTION AT AN EXTRA CHARGE DELIVERED SEPARATELY AS A KIT \*\***

	Suggested Retail - \$
Lift float (code TM5606)	<b>501</b>
Bumpers with illumination system (code TM4602)	<b>1.284</b>

\*\* All options ordered will be shipped separately and relevant mounting as per owner's manual instruction will be at dealer's charge.



<b>FLAIL HEAD</b>	TI 120
Width (ft)	3'11"
Rotor speed (rpm)	3100
Blade tip speed (ft/sec)	196
Flail head angle	190°
Weight (lbs)	463



**TI 120**  
Direct drive

**Flails TI 120**

**Interchangeable on the same rotor**

Multiuse "Y" blades for: grass, bushes, shrubs, sticks, woods Ø max 1 1/4"	"T" Hammer for woods Ø max 1 3/4"
 <b>A</b>	 <b>G</b>
Cod. 0901146	Cod. 0901147

• Attachment to the tractor 3 point hitch: at dealer's charge. It includes: fitting of the 'delta bracket' and adaption of the stabilizers to the tractor 3 point hitch, fitting of the controls in the cabine and Pto shaft fitting

**Equipped with:**

- Flail head
- Totally independent hydraulic system
- FLOATING head system
- Drop forged parts for arms linkage and flail head rotation
- Mechanical breakaway
- Reversible rotor by cable
- Front and rear abrasion resistant guard
- Oil and Pto shaft
- Packaging on crate included
- Oilcooler included in Electra-Full version
- Oil cooler included in the Electric Full Version

**WARNING**



It is RECOMMENDED that you connect the equipment to the tractor and start it up for the first time together with your Dealer, following the instructions and paying attention to the warnings indicated in our use and maintenance manual. If you require further information, please contact our after sales service.



HP 41 available to the rotor  
HP 45 max to hydraulic motor




SIMPLY. THE MOWER



# BOOM MOWERS FOR AGRICULTURE AND GREEN AREAS



Floating head system



"Overlap" spiral rotor with two spiral rows



Frame "DELTA BOX" (forces shared and balanced)



Drop forged parts



Pressurized oil tank (protection cover available on EP-Tronic controls version ONLY)

Pressurized oil tank (protection cover available on EP-Tronic controls version ONLY)

Drop forged leverage for flail head rotation

Frame "Delta Box" (forces shared and balanced)

Cast iron gear pump

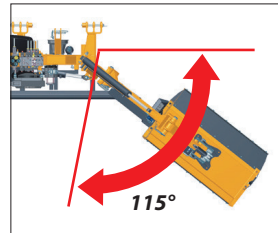
Two independent hydraulic systems

Hydraulic break-back on power slew ram with max relief valves

Drop forged leverage for flail head rotation

Cast iron gear motor

Adjustable rear roller



Hydraulic breakaway on power slew ram with maximum pressure valve (protects arms in the event of obstacles)

Reversible rotor by cable



**Cable controls**  
Reliability and simply use. Standard on all machines Classic.

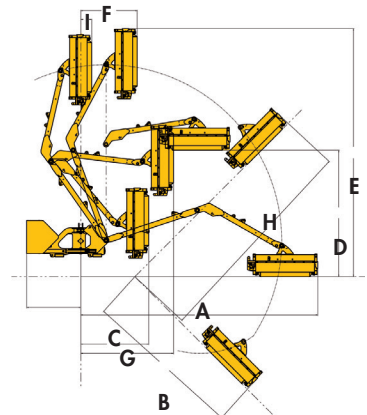


**Proportional electrical control with electric rotor management.** The EG Tronic control allows for easy portability of the cab control thanks to a light joystick and the lack of hydraulic hoses. The joystick is connected with an electrical cable to a control unit mounted on the distributor valves. The action is precise for cross movements of the first and second booms. The rotation direction of the rotor is controlled by electric switches on the console.

HP Tractor	60	70	80	90	Min. tractor weight lbs	Min. tractor width ft
TP490					6614	6'7"
TP600					7050	7'3"

## Working positions

		TP490 Farm	TP600 Farm
		TI 120	TI 120
A	ft	15'9"	19'5"
B	ft	10'7"	14'2"
C	ft	4'6"	4'7"
D	ft	8'5"	10'10"
E	ft	16'6"	20'2"
F	ft	3'9"	3'9"
G	ft	6'2"	7'1"
H	ft	14'5"	18'
I	ft	0'8"	0'5"





## TECHNICAL DATA

Model	Max horizontal reach*	Weight	Three point linkage	Oil	Rotor	Pto	Flail head angle
	ft	lbs	Cat.	gal	Rpm	MAX Rpm	
<b>TP490</b>	15'9"	1984	II	36	3100	540	190°
<b>TP600</b>	19'5"	2094	II	36	3100	540	190°

\* Reach measured from tractor centre line to head edge

### MACHINES WITH CABLE CONTROLS "CLASSIC"

Model	Flails	Suggested Retail - \$
<b>TP490</b> with flail head TI 120	no. 36 multiuse Y blades <b>A</b>	<b>35.945</b>
<b>TP490</b> with flail head TI 120	no. 18 "T" hammers <b>G</b>	<b>36.649</b>
<b>TP600</b> with flail head TI 120	no. 36 multiuse Y blades <b>A</b>	<b>37.159</b>
<b>TP600</b> with flail head TI 120	no. 18 "T" hammers <b>G</b>	<b>37.898</b>

### MACHINES WITH PROPORTIONAL ELECTRICAL CONTROL "EG TRONIC"

Model	Flails	Suggested Retail - \$
<b>TP490</b> with flail head TI 120	no. 36 multiuse Y blades <b>A</b>	<b>46.633</b>
<b>TP490</b> with flail head TI 120	no. 18 "T" hammers <b>G</b>	<b>47.205</b>
<b>TP600</b> with flail head TI 120	no. 36 multiuse Y blades <b>A</b>	<b>47.847</b>
<b>TP600</b> with flail head TI 120	no. 18 "T" hammers <b>G</b>	<b>48.551</b>

### COMPLETING EQUIPMENT TO THE BASE MACHINE AT EXTRA CHARGE

**WARNING:** due to the high offset loads on the linkages it is necessary to fit two stabilizers

	Length Inch.	Suggested Retail - \$
Stabilizers to the tractor (cod. TGA5020)	25" - 35"	<b>378</b>
"Delta yoke" for stabilizers (code OPT001121000)		<b>598</b>
Stabilizers for "Delta yoke" (code TSN5033)	18 1/2" - 28 1/4"	<b>378</b>
Top link (cod. TGA5014)	13" - 18"	<b>229</b>

### OPTION AT AN EXTRA CHARGE (FACTORY FITTED)

	Suggested Retail - \$
Bumpers with illumination system (code TSP5016/02)	<b>1.434</b>

### FLAIL HEAD

	TI120
Cutting width (ft)	3'11"
Rotor speed (rpm)	3100
Blade tip speed (ft/sec)	196
Flail head angle	190°
Weight (lbs)	463

**TI 120**  
Direct drive



### Flails TI 120

#### Interchangeable on the same rotor

Multiuse "Y" blades for: grass, bushes, shrubs, sticks, woods  
Ø max 1 1/4'

"T" Hammer for woods  
Ø max 1 3/4'



**A**

Cod. 0901146



**G**

Cod. 0901147

- Due to transport in containers, big models like TP61 and TXV will be supplied partially disassembled. Reassembling as per Ferri instruction booklet will be at dealers charge
- Attachment to the tractor 3 point hitch will also be at dealer's charge. It includes: fitting of the "delta bracket" and adaption of the stabilizers to the tractor 3 point hitch, fitting of the controls in the cabine and Pto shaft fitting.
- Lift float kit and the oil cooler kit could be shipped with the machine but not mounted. In which case the mounting according to Ferri Owner's manual instruction will be at dealer's charge.

Prices Effective as of 5-24

# FERRI®

SIMPLY. THE MOWER

### Equipped with:

- Flail Head
- Totally independent hydraulic system (worm cast iron pump and motor)
- FLOATING head system
- Drop forged parts for arms linkage and flail head rotation
- Hydraulic break-back on power slew ram with max relief valve
- Pressurized oil tank (protection cover available on EG-Tronic controls version ONLY)
- Oil cooler with thermostat
- Mechanic roll-over protection system (SAB)
- Reversible rotor by cable (DSR)
- Front and rear abrasion resistant guard for flail head
- Lift float kit
- Oil and Pto shaft

### WARNING



It is RECOMMENDED that you connect the equipment to the tractor and start it up for the first time together with your Dealer, following the instructions and paying attention to the warnings indicated in our use and maintenance manual. If you require further information, please contact our after sales service.



**GENERAL IMPLEMENT**  
DISTRIBUTORS

Prices and Specifications may be subject to change without notice. Prices do not include shipping or setup.