



SIMPLY. THE MOWER



Equipped with:


Unidirectional motor (with drainage)



Parallel linkage for better floating on uneven grounds



Linkage SAEJ2513 with self levelling device



"Overlap" rotor



Mechanical side shift
Anti-shock + anticavitation valve

Steel adjusting valve complete with pipes

Hydraulic pipes and connections protected by spiral

Belts transmission

Adjustable skids with replaceable wear proof plates

Rear adjustable roller Ø 6" 1/2

Counterblade








Rubber and abrasion resistant guard



FLAIL HEADS FOR MINI-LOADERS



55÷100 HP | 14.3-20.9 Gal/min | Ø max 2'

Mod.	 inches	 inches	 pounds	 Gal min÷max	 PSI	 n.	 n.
TSKID1800	71"	81"	1650	14.3÷17.6	2755-3045	18	54
TSKID2000	79"	89"	1720	16.5÷20.9	2755-3045	20	60

MACHINES

Model	Suggested Retail - \$
TSKID 1800	19.618
TSKID 2000	20.251

ACCESSORIES AT EXTRA CHARGE

Model	Suggested Retail - \$
Flow divider kit complete with pipes and fittings, recommended in case of no supply lines for jack and adoption of the TSK2007 kit (TSK 1604)	1.425
11" (Lh & Rh) Side shift with hydraulic cylinder complete with pipes	704

Flails

Interchangeable on the same rotor

Hammer for wood and shrubs Ø max 2'	Multise flails for grass, bushes, shrubs, sticks, wood Ø max 1'1/2
--	---



Cod. 0901196	Cod. 0901146
TSKID 1600 n° 16 standard TSKID 1800 n° 18 standard TSKID 2000 n° 20 standard	TSKID 1600 n° 48 standard TSKID 1800 n° 54 standard TSKID 2000 n° 60 standard



HYDRAULIC FLAIL HEADS



TME
T250A - T320A Serie



TID
T380D - T430D - T460 Serie



TI
TM - TP Serie

Technical data

Model	Cutting width <i>In.</i>	Weight <i>lbs</i>	Suitable for <i>models</i>
TME60	24	154	T250A
TME80	32	176	T320A
TID100	39	284	T380D - T430D - T460
TI120	47	463	TM - TP

FLAIL HEAD

Model	Type of flail	N° Flail	Suggested Retail - \$
TME60	Articulated "Y" blades	32	4.548
TME80	Articulated "Y" blades	40	4.733
TID100	Multi-use and straight blades	36+18	6.598
	Articulated "Y" blades	36	6.598
TI120	Multiuse "Y" blades	44	9.404
	T" hammer blades	22	10.117

Flails TME60 - TME80

Specific rotor

Articulated Y blades for:
grass, shrubs,
Ø max 1'



Cod. 0901133

Flails TID100

Interchangeable on the same rotor

Multi-use and straight blades
for: grass, shrubs, bushes,
sticks, wood
Ø max 1 1/4'



Cod. 0901133

Articulated Y blades for:
grass, shrubs,
Ø max 3/4'



Cod. 0901049

Flails TI120

Interchangeable on same rotor

Multiuse "Y" blades for grass,
shrubs, bushes, sticks, wood
Ø max 1 1/4'



Cod. 0901146

"T" hammer blades for woods
Ø max 1 3/4'



Cod. 0901147

Equipped with:



- Front and rear guard
- Adjustable rear roller
- Main housing with inner lining
- Reversible hydraulic motor in alluminium (TME - TID)
- Reversible hydraulic motor in cast iron (TI)
- Skids
- Replaceable wear skids (TI)

WARNING



It is RECOMMENDED that you connect the equipment to the tractor and start it up for the first time together with your Dealer, following the instructions and paying attention to the warnings indicated in our use and maintenance manual. If you require further information, please contact our after sales service.




SIMPLY. THE MOWER



Equipped with:

- Front guard ■
- Adjustable rear roller ■
- Double skin ■
- Reversible hydraulic motor ■
- Skids ■

PROFESSIONAL FLAIL HEADS



TNI 125
TXV Serie

TECHNICAL DATA

Model	Cutting width <i>In.</i>	Weight <i>lbs</i>	Suitable for <i>models</i>
TNI 125	49	573	TXV Energy

FLAIL HEAD

Model	Type of flail	N° Flail	Suggested Retail - \$
TNI 125	"Y" flails	52	10.900
TNI 125	Reinforced rotating hammers	18	11.313

Flails TNI 125

With dedicated rotor

"Y" flails for grass, shrubs
Ø max 1,18 i



Cod. 0901209

Reinforced rotating hammers for wood, brushwood
Ø max 2,36 i



Cod. 0901213



FERRI®



MKD 2300-2500-2800



RELIABILITY



Double shaft gearbox

Hydraulic sideshift (the tractor must be equipped with double acting oil outlet)

MKD 2300:
Pto 1000/540 RpM

PERFORMANCE



6 row spiral rotor with balancing end shields. Rotor bearings internally fitted

Steel plate for cutting adjustment



Rear adjustable roller $\varnothing 6 \frac{1}{2}$ " (4 positions). Screwed bearing housing



Adjustable axial floating belt tensioner (ensures durability limiting the power dissipation in heat)

TECHNICAL

Pto shaft with free wheel (depending on the use Front, Rear or Revers of the flail mower). hydraulic side shift

Hydraulic hoses with quickcouplings

Tubular and wear resistant side skids (they facilitate the side sliding of the mower)



FRONT AND REAR MOWERS FOR PROFESSIONAL GREEN MAINTENANCE AND AGRICULTURE



TECHNICAL DATA

Model	Cutting width ft.	Total width ft.	Weight lbs	Three point linkage Cat.	Side shift ft.	Belts	Tractor HP min/max	Pto Rpm	Blade tip speed ft/sec
MKD 2300	7'6"	8'2"	1929	II - III	1'11"	4	75/130	1000*	177
MKD 2500	8'2"	8'9"	2216	II - III	2'3"	4	85/130	1000	167
MKD 2800	8'11"	9'7"	2304	II - III	2'3"	5	95/130	1000	167

(*): On request: Pto 540 Rpm, rotor 1900 Rpm, blade tip speed 50 m/sec.

MACHINES

Model	Flails	Suggested Retail - \$
MKD 2300 A-B	72 Mutiuse Flails – 24 Forged Hammers	16.635
MKD 2500 A-B	78 Mutiuse Flails - 26 Forged Hammers	18.034
MKD 2800 A-B	84 Mutiuse Flails - 28 Forged Hammers	19.292

NB: versions

- Rear mount machine only (to mention at the time of order - Pto shaft included in machine price)
- Front and Rear (to mention at the time of order)



Suitable for tractors equipped with one double acting valve

Working positions



MKD 2300	3'10" 2'4"	3'10" 5'4"
MKD 2500	4'2" 2'8"	4'2" 5'8"
MKD 2800	4'6" 3'	4'6" 6'

Flails

Interchangeable on the same rotor

Mutiuse flails for grass, bushes, shrubs, sticks, sticks Ø 1 3/4" max.

Forged hammerblades for: woods, twigs, grass Ø 2' max.



A

B

Cod. 0901146

Cod. 0901196

- For packaging reasons the mowers headstock on ME - MT - MKD shall be delivered unbolted. Reassembling will have to be at dealers' charge.
- Attachment to the tractor 3 point hitch, including PTO shaft fitting, also at dealer's charge.



SIMPLY. THE MOWER

Equipped with:



- Revolving upper 3 point linkage for front and rear mounting
- Gearbox prearranged for rear (clockwise rotation) and front (anticlockwise rotation) mounting
- Side shift linkage with hydraulic cylinder
- Inner lining (for a better protection of the entire mowing body)
- Tightener pulley with axial floating, guarantees durability of the transmission by limiting the power dissipation in heat



- Adjustable rear roller
- (4 positions) Ø 6 1/2" with bolted on bearing housing ends
- Rotor internal bearing
- Spiral rotor with balancing shields
- Tubular slides (facilitate the translation of the shredder) with anti-wear pads
- Wear bar for cutting adjustment
- Hydraulic hoses with quick couplings
- Front guards with metal flaps
- Rear abrasion resistant rubbercloth guard
- PTO shaft

WARNING



It is RECOMMENDED that you connect the equipment to the tractor and start it up for the first time together with your Dealer, following the instructions and paying attention to the warnings indicated in our use and maintenance manual. If you require further information, please contact our after sales service.





SIMPLY. THE MOWER



MOWERS FOR GRASS AND TWIGS




Equipped with:


- Central and offset linkage
- Adjustable rear roller



- Adjustable belt-tensioner



- Inner lining



- Rotor bearing internally fitted

- Pto shaft with overrun clutch

- Side skids



WARNING

It is RECOMMENDED that you connect the equipment to the tractor and start it up for the first time together with your Dealer, following the instructions and paying attention to the warnings indicated in our use and maintenance manual. If you require further information, please contact our after-sales service.



MTR version
for tractors
with reversible
drive available
on demand.

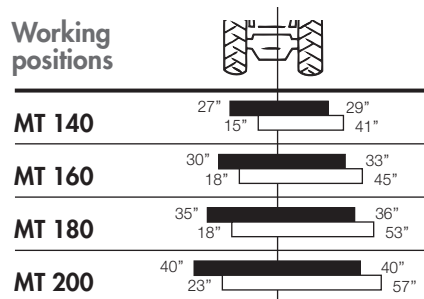
TECHNICAL DATA

Model	Cutting width ft.	Weight lbs	Three point linkage Cat.	Tractor HP min/max	Pto Rpm	Rotor Rpm	Overall width ft.	Blade tip speed ft/sec
MT140	4'7"	705	0 - I	30/45	540	2280	5'	150
MT160	5'3"	794	0 - I	35/50	540	2280	5'8"	150
MT180	5'10"	926	I - II	45/60	540	2280	6'4"	164
MT200	6'6"	1014	I - II	50/70	540	2280	7'	164

MACHINES

Model	Flails	Suggested Retail - \$
MT140	A 32 "Y" blades	8.294
	B 16 hammer blades	8.467
MT160	A 40 "Y" blades	8.942
	B 20 hammer blades	9.176
MT180	A 48 "Y" blades	9.975
	B 24 hammer blades	10.322
MT200	A 48 "Y" blades	10.322
	B 24 hammer blades	10.608

Working positions



Flails

Interchangeable on the same rotor

"Y" Blades for:
grass, twigs
Ø max 1 1/4"



A

Cod. 0901129

Hammer blades for:
grass, twigs
Ø max 1 3/4"



B

Cod. 0901134

• For packaging reason the mowers headstock on ME-MT-MKD as well as the side skid kit on MT shall be delivered unbolted. Reassembling will have to be at dealers' charge.
• Attachment to the tractor 3 point hitch, including PTO shaft fitting, also at dealer's charge.

