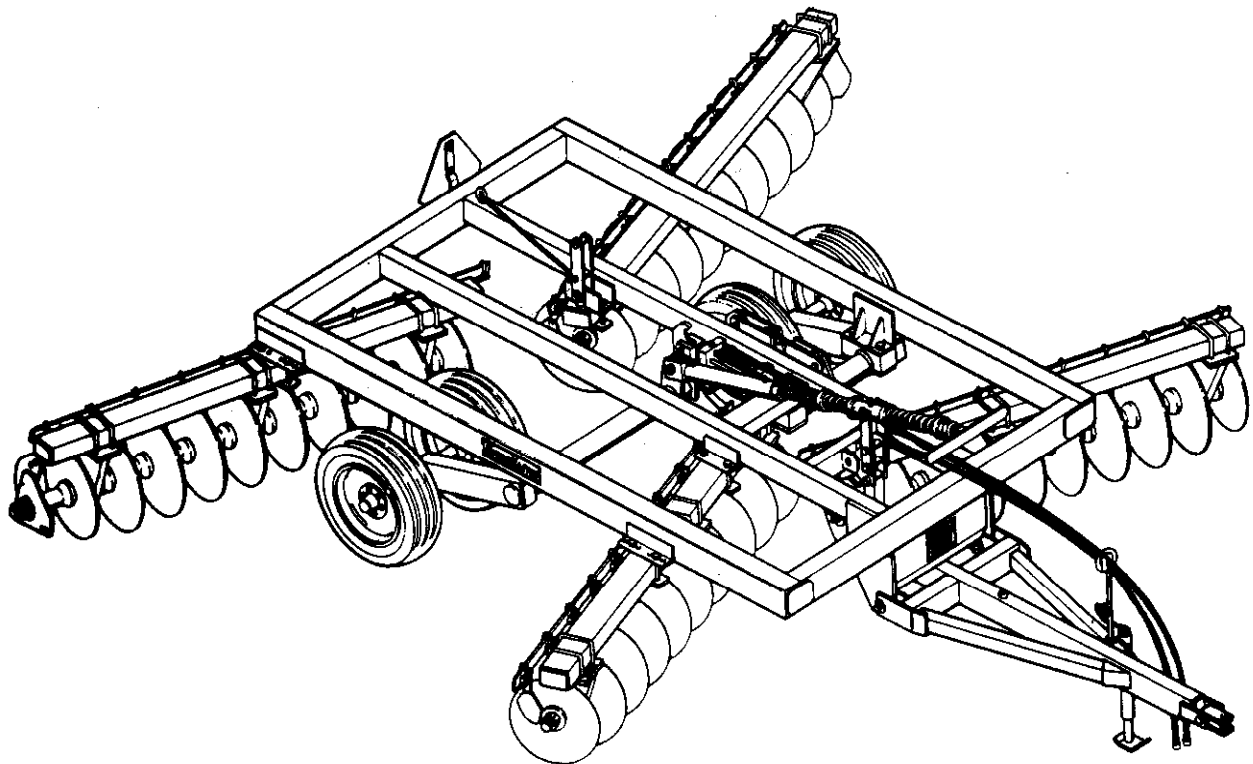




WIL-RICH

DOUBLE OFFSET TANDEM DISK

PARTS BOOK




2ND EDITION

PRINTED IN USA (74018) JM-5/84-500



WIL-RICH
FARM EQUIPMENT DIVISION
LEAR SIEGLER, INC.

Box 1013, Wahpeton, ND 58075





WIL-RICH
FARM EQUIPMENT DIV.

LEAR SIEGLER, INC.



TABLE OF CONTENTS

7410 & 7420 Series Double Offset Tandem	3 - 26
Hitch	4
Center Frame	5
Axle	6 - 7
Leveling Linkage	8 - 9
Hydraulic Cylinder and Components	10
Gang Components	11
Front Gang - Round Gang Shaft	12 - 13
Front Gang - Square Gang Shaft	14 - 17
Rear Gang - Round Gang Shaft	18 - 19
Rear Gang - Square Gang Shaft	20 - 23
7410 & 7420 Gang Layout	24 - 25
7510 & 7520 Series Double Offset Tandem	27 - 56
Hitch	28
Center Frame	29
Axle	30 - 31
Wing Frames	32 - 33
Wing Axles	34 - 35
Leveling Linkage	36 - 37
Hydraulic Cylinders and Components	38 - 39
Folding Linkage	40
Gang Components	41
Front Gang - Round Gang Shaft	42 - 43
Front Gang - Square Gang Shaft	44 - 47
Rear Gang - Round Gang Shaft	48 - 49
Rear Gang - Square Gang Shaft	50 - 53
7510 & 7520 Gang Layout	54 - 55
7610 & 7620 Series Double Offset Tandem	57 - 88
Hitch	58
Center Frame	59
Axle	60 - 61
Wing Frames	62 - 65
Wing Axles	66 - 67
Leveling Linkage	68 - 69
Hydraulic Cylinder and Components	70 - 71
Folding Linkage	72
Gang Components	73
Front Gang - Round Gang Shaft	74 - 75
Front Gang - Square Gang Shaft	76 - 79
Rear Gang - Round Gang Shaft	80 - 81
Rear Gang - Square Gang Shaft	82 - 85
7610 & 7620 Gang Layout	86 - 87
Hydraulic Cylinders	88 - 99
4" x 8" Hydraulic Cylinders - Prince	88 - 89
4" x 8" Hydraulic Cylinders - Internal Depth Control - Prince	90 - 91
3 1/2" x 16" Hydraulic Cylinder - Prince	92 - 93
4" x 16" Hydraulic Cylinder - Prince	94 - 95
4" x 16" Hydraulic Cylinder - Internal Depth Control - Prince	96 - 97
4" x 24" Hydraulic Cylinder - Prince	98 - 99
Decals and Operator's Manuals	100

WARRANTY

All Wil-Rich products are warranted to the original consumer purchaser to be free from defects in material and workmanship and to do the work for which intended under normal use and service, ordinary wear and tear excepted, for a period of 12 months from date of purchase as shown on purchaser's receipt. All products must be assembled according to instructions provided and all safety shields must be installed prior to start-up. We make no other express warranty, nor is anyone authorized to make any on our behalf. Warranties including those of merchantability and fitness for a particular purpose are limited to 12 months from purchase.

Wil-Rich will repair or replace, at its option and free of charge, any part which proves defective in material or workmanship during the warranty period, provided the part is returned at our request to our factory for our examination, transportation charges prepaid. Any damage to this product as a result of misuse, abuse neglect, accident, improper installation, alterations or repairs, (not our own), or any other use contrary of our instructions will void the warranty. This warranty is limited to defective parts repair and/or replacement only. Labor charges and/or damage incurred in installation, repair, or replacement are not covered by this warranty as well as incidental and consequential damages connected there with are excluded. This warranty covers such parts that are manufactured by Wil-Rich and does not extend to component parts used by equipment.

MODIFICATIONS

It is the policy of Wil-Rich Operations to improve its products whenever possible and practical to do so. We reserve the right to make changes, improvements and modifications at any time without incurring the obligation to make such changes, improvements and modifications on any equipment sold previously.

GENERAL INFORMATION

ILLUSTRATIONS

Exploded views are used to illustrate the individual parts in their normal relationship to each other. Reference numbers are used in the illustrations. These numbers correspond to those in the "Item" column and are followed by the part number and description.

TERMS "RIGHT HAND" AND "LEFT HAND"


"Right Hand" and "Left Hand" sides of this machine are determined by standing at the rear of the unit and facing in the direction of forward travel.

PINS

All pins are dimensioned to total length.



WIL-RICH
FARM EQUIPMENT DIV.
LEAR SIEGLER, INC.



Parts listings in this section apply to 7410
Series models beginning with serial number
1004

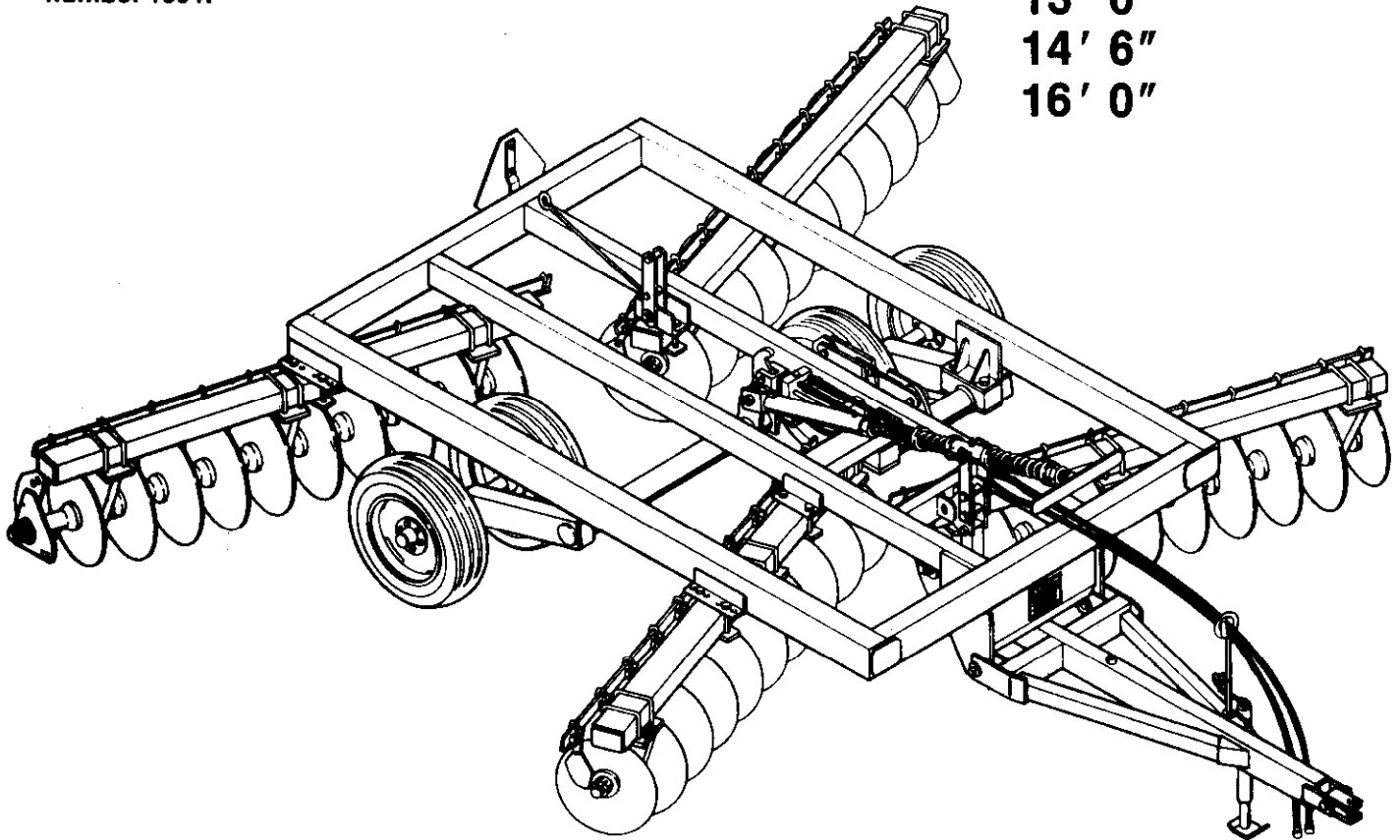
AND

7420 Series models beginning with serial
number 1091.

PARTS CATALOG

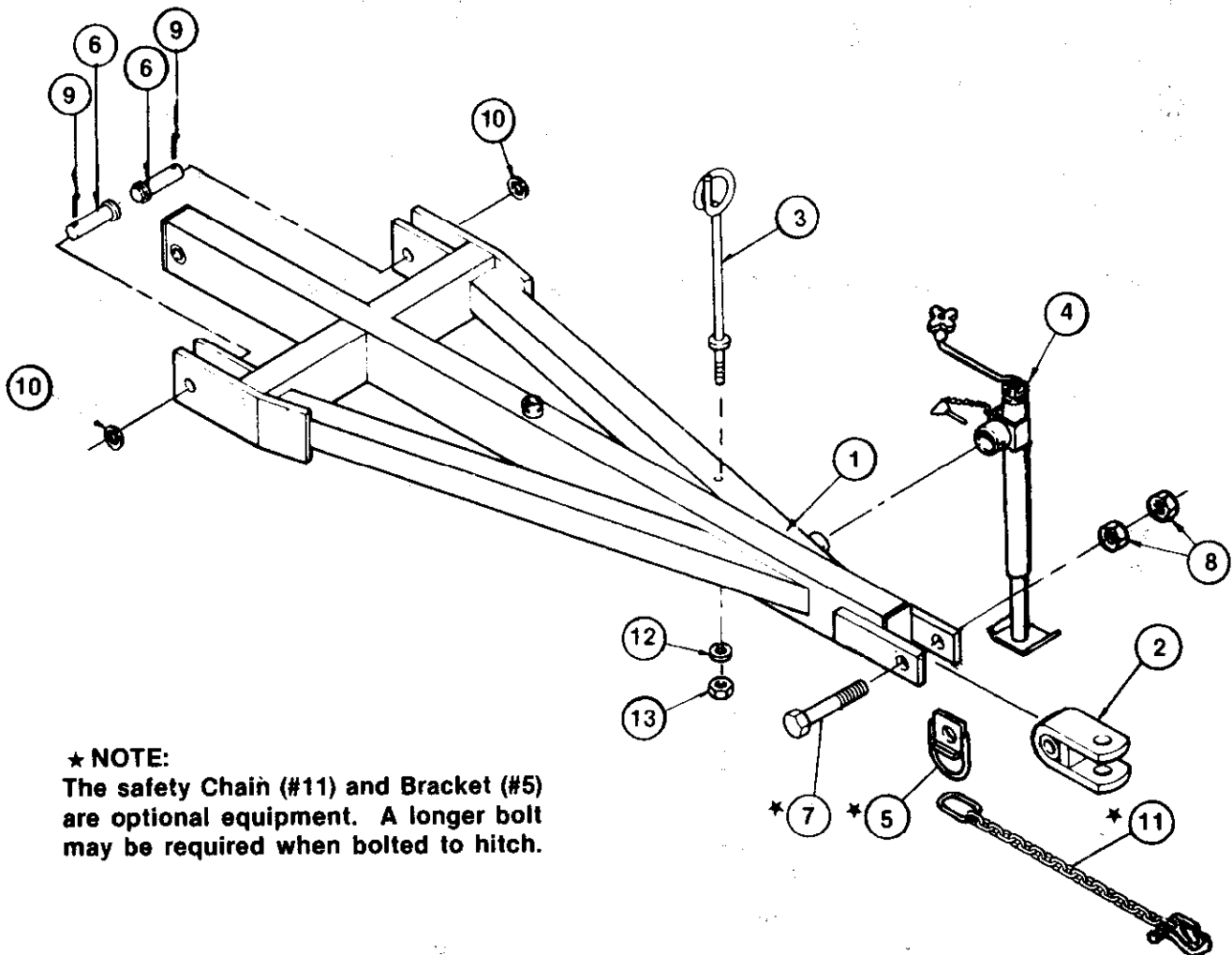
7410 & 7420 SERIES DOT

- 11' 6"
- 13' 0"
- 14' 6"
- 16' 0"



7410
7420

HITCH



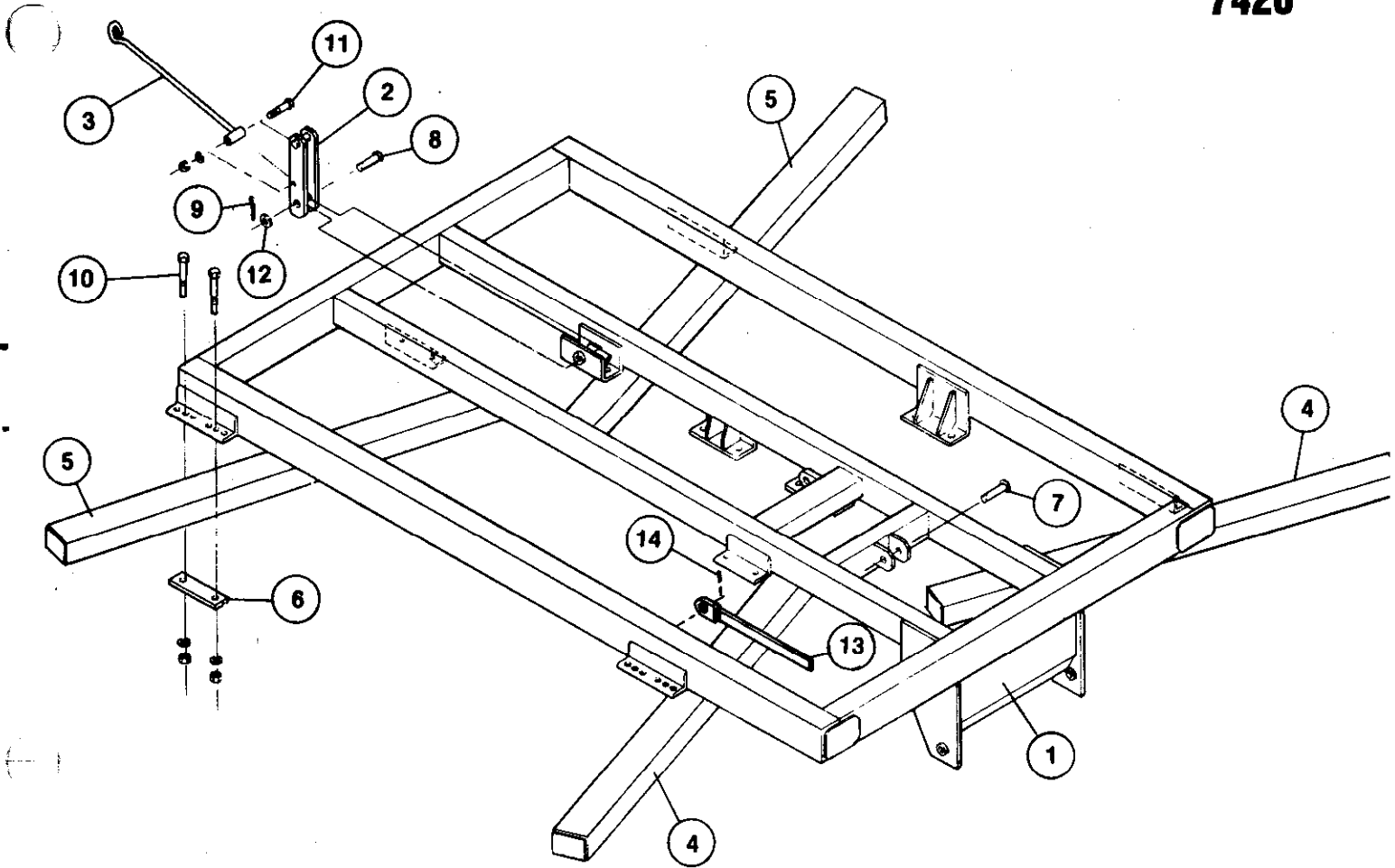
★ NOTE:
The safety Chain (#11) and Bracket (#5)
are optional equipment. A longer bolt
may be required when bolted to hitch.

<u>REF. NO.</u>	<u>PART NO.</u>	<u>DESCRIPTION</u>
1	24512	Hitch
2	24370	Hitch Clevis
3	24328	Hose Carrier
4	24415	Jack
5	24488	Safety Chain Bracket
6	24334	Pin, 1-1/4" dia. x 4-3/8" long
7	24532	Bolt, 1" - 8 x 6-1/2" long
8	88141	Nut, 1" HFN Jam Nut
9	88601	Cotter Pin, 1/4" x 2"
10	88602	Washer, 3" x 1-1/4" x 8 ga.
11	24456	Safety Chain with Hook and Latch
12	88303	Washer, 1/2" Lock Washer
13	88104	Nut, 1/2" NC (non-lock)
--	24015	Optional Safety Chain Kit (consists of bracket #24488 and safety chain #24456)

CENTER FRAME

7410

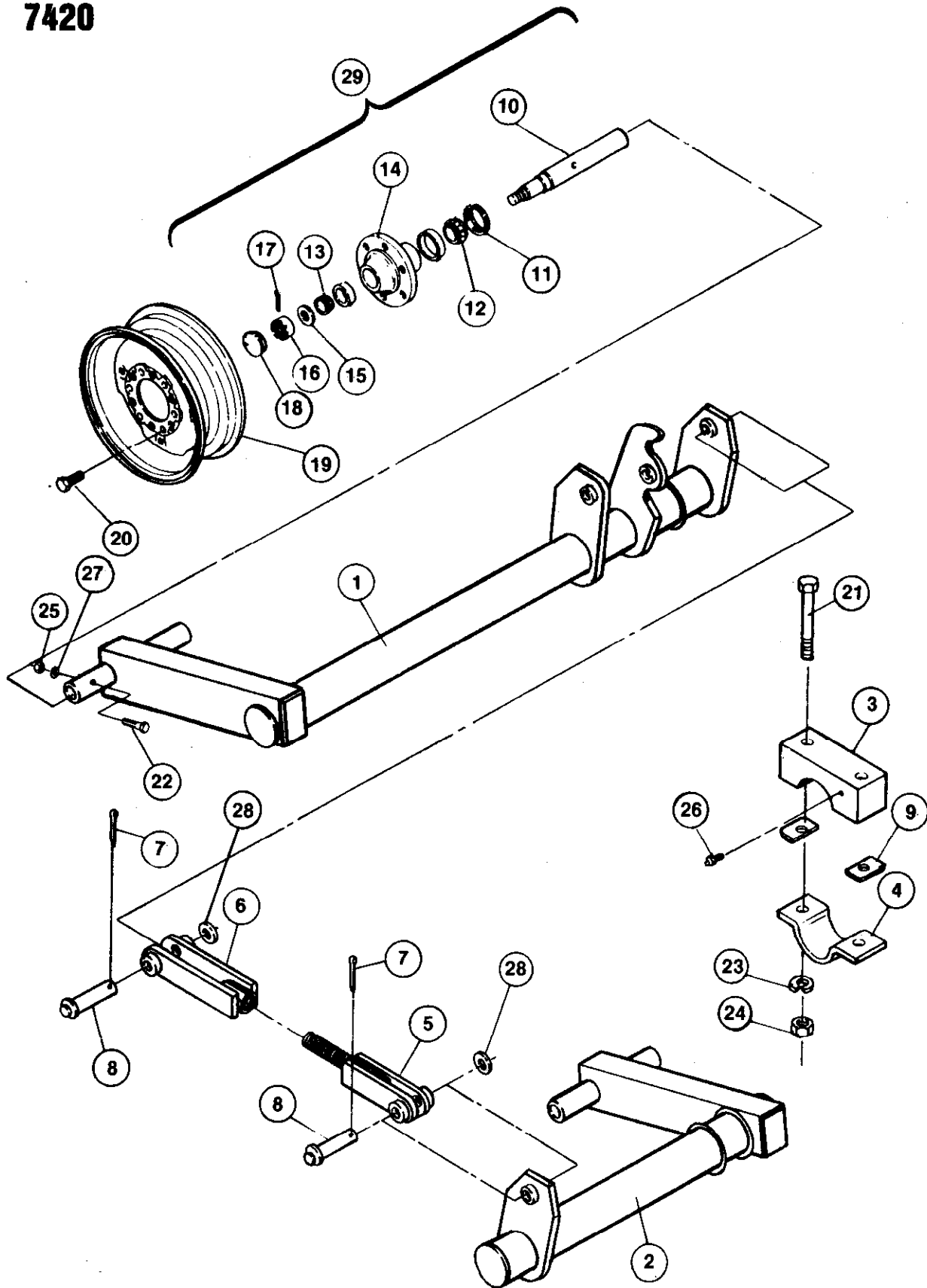
7420



<u>REF. NO.</u>	<u>PART NO.</u>	<u>DESCRIPTION</u>
1	24211	Frame
2	24151	Transport Lockout
3	24215	Transport Lockout Handle
4	24326	Front Gang Beam - 65-13/16" long - 11' 6"
4	24374	Front Gang Beam - 75" long - 13' 0"
4	24216	Front Gang Beam - 84" long - 14' 6"
4	24462	Front Gang Beam - 93" long - 16' 0"
5	24374	Rear Gang Beam - 75" long - 11' 6"
5	24216	Rear Gang Beam - 84" long - 13' 0"
5	24462	Rear Gang Beam - 93" long - 14' 6"
5	24513	Rear Gang Beam - 101" long - 16' 0"
6	24030	Gang Beam Clamp Plate
7	24514	Pin, 1" dia. x 6-3/4" long
8	24336	Pin, 1" dia. x 3-1/2" long
9	88601	Cotter Pin, 1/4" x 2" long
10	88600	Bolt, 3/4" - 10" x 6-1/2" long
11	88608	Bolt, 3/8" - 16" x 3" long
12	88196	Washer, Flat 1"
13	24152	Gang Wrench
14	88603	Cotter Pin, 1/4" x 3" long

7410
7420

AXLES

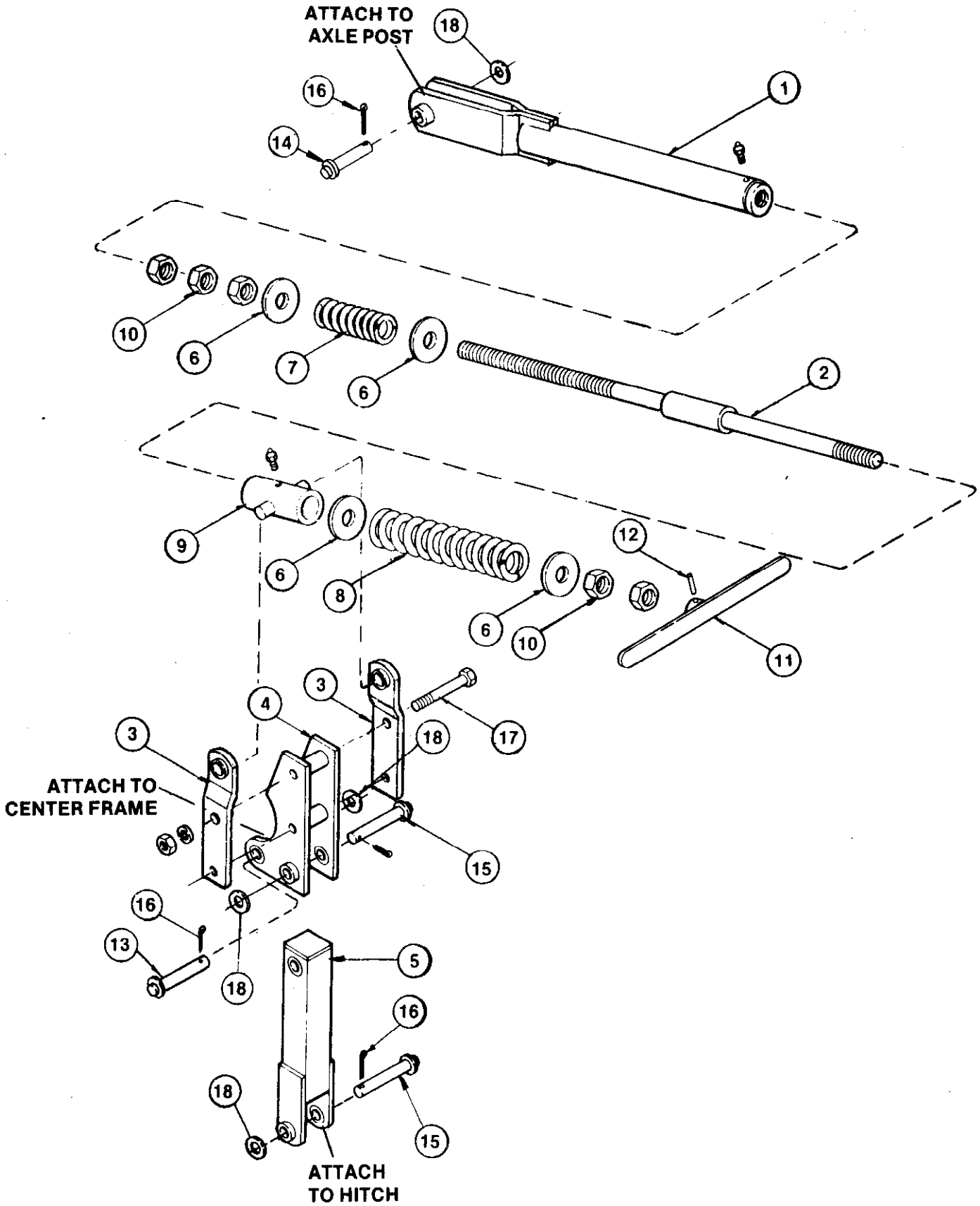


AXLES**7410****7420**

<u>REF. NO.</u>	<u>PART NO.</u>	<u>DESCRIPTION</u>
1	24071	Right Center Axle
2	24125	Left Center Axle
3	24076	Axle Bearing Casting for 5-1/2" Axle
4	24056	Axle Bearing Casting Clamp for 5-1/2" dia. Axle
5	24053	Swivel Connector Rod
6	24006	Swivel Connector
7	88601	Cotter Pin, 1/4" x 2" long
8	24337	Pin, 1" dia. x 4-3/8" long (yellow color)
9	24079	Thin, Bearing Shim
9	24132	Thick, Bearing Shim
10	*24105	Spindle, 1-3/4" x 12-1/8" long
11	*24384	Seal, grease
12	*24457	Inside Bearing Cone (LM48548)
13	*10345	Outside Bearing Cone (LM67048)
14	*24298	Hub Casting with Cups and Grease Zerk
--	*24405	Inside Bearing Cup (LM48510)
--	*10344	Outside Bearing Cup (LM67010)
15	*24221	Washer, 2" O.D. x 7/8" I.D., flat
16	*24222	Castle Nut, 7/8"
17	*88607	Cotter Pin, 5/32" x 1-1/4" long
18	*11381	Dust Cap
19	24299	Wheel Rim, 15" x 8" wide, 6 bolt
20	*24385	Wheel Bolt, 1/2"
21	88600	Bolt, 3/4" - 10" x 6-1/2" long (grade #5)
22	88608	Bolt, 3/8" - 16" x 3" long
23	88130	Washer, lock 3/4"
24	88110	Nut, 3/4"
25	88103	Nut, 3/8"
26	24709	Grease Zerk, 1/4"
27	88362	Washer, lock 3/8"
28	88196	1" Flat Washer
29	*24283	1-3/4" Spindle and Hub Assembly (Consists of all parts marked by an Asterisk)

7410
7420

LEVELING LINKAGE

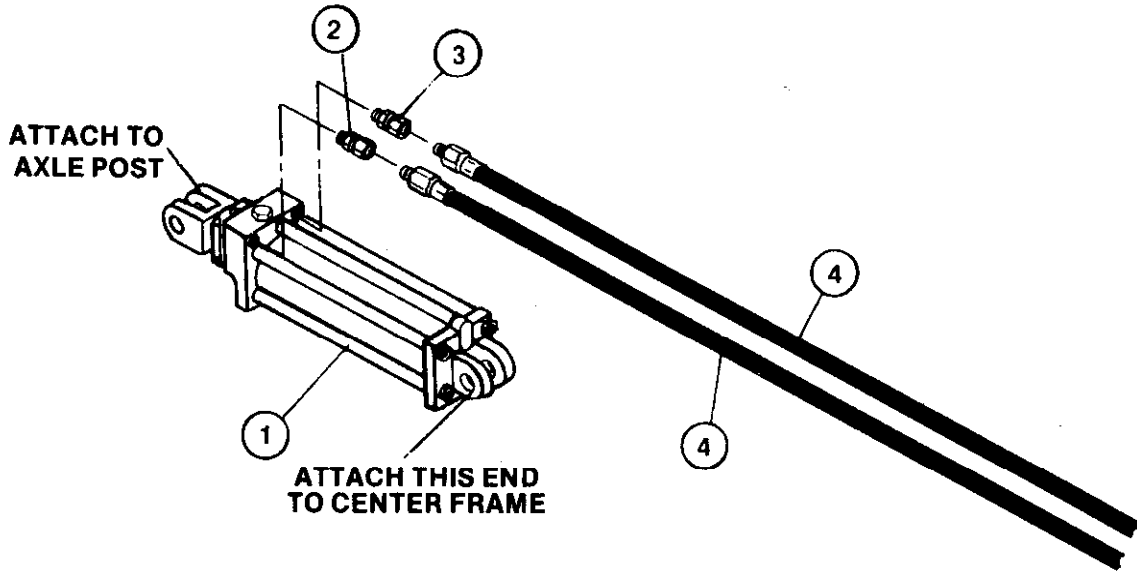


LEVELING LINKAGE**7410****7420**

<u>REF. NO.</u>	<u>PART NO.</u>	<u>DESCRIPTION</u>
1	* 24375	Leveling Adjustment Tube
2	* 24284	1-1/4" Leveling Screw and Tube
3	24417	Trunion Straps
4	24007	Leveling Pivot Plate
5	24106	Leveling Connector
6	* 25755	Spring Stop
7	* 24423	Leveling Screw Spring #2
8	* 24424	Leveling Screw Spring #1
9	* 24490	Trunion
10	* 88622	Nut, Jam 1-1/4"
11	* 24286	Leveling Screw Handle
12	* 88472	Pin, roll, 5/16" x 1-3/4"
13	24514	Pin, 1" dia. x 6-3/4" long
14	* 24337	Pin, 1" dia. x 4-3/8" long (yellow color)
15	24343	Pin, 1" dia. x 6-3/8" long
16	* 88601	Cotter Pin, 1/4" x 2"
17	88293	Bolt, 3/4" - 10" x 6" long (grade #5)
18	88196	Flat Washer, 1"
--	24380	Leveling Screw Assembly Bundle (consists of all parts marked by an asterisk)

7410
7420

HYDRAULIC CYLINDER & COMPONENTS

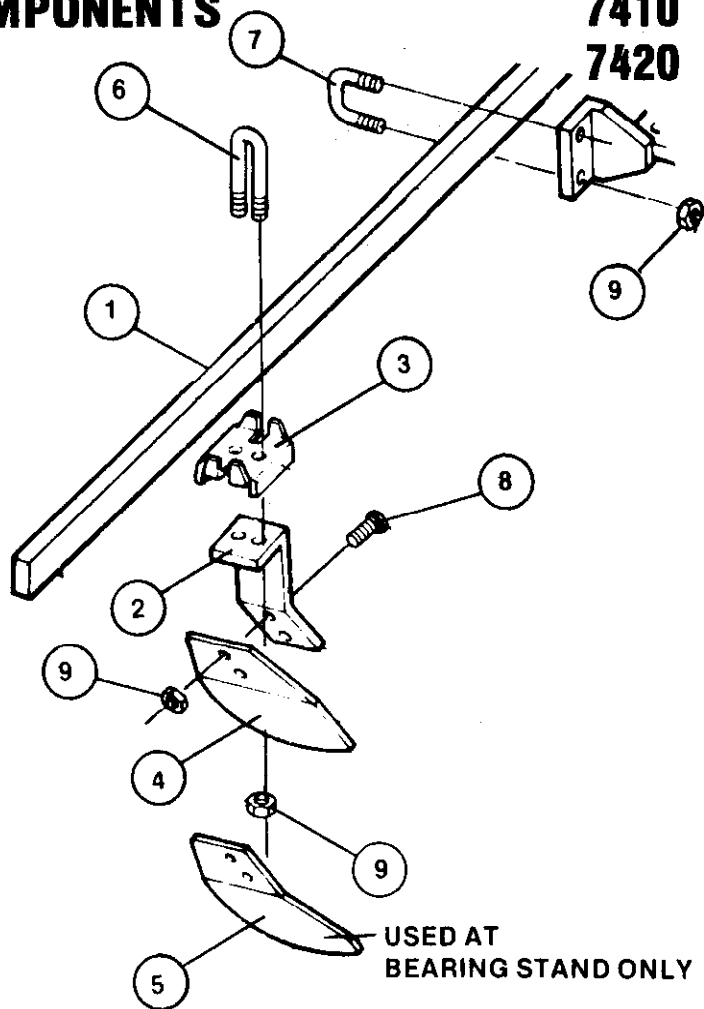
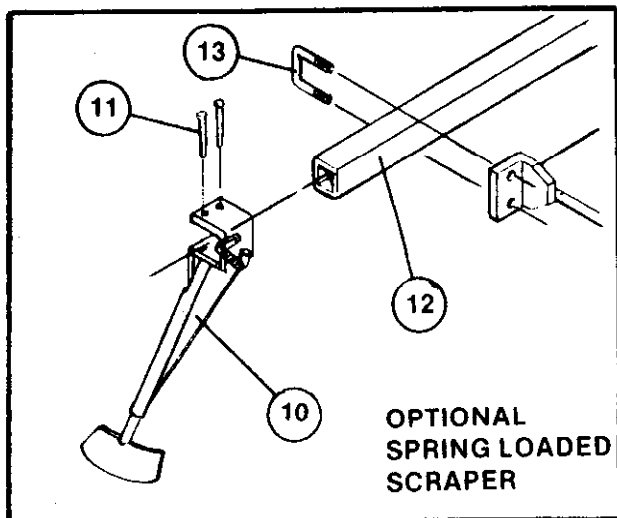


<u>REF. NO.</u>	<u>PART NO.</u>	<u>DESCRIPTION</u>
1	* 24027	Hydraulic Cylinder, 4" bore x 8" stroke with Internal Depth Control, 1-1/2" dia. Shaft, and 3/4" - 16 S.A.E. (#8) Port
2	24391	Hydraulic Fitting - Flow Restrictor
3	24004	Hydraulic Fitting - Adapter
4	24148	Hydraulic Hose - 1/2" x 14' 6" long

*Parts breakdown for the 24027 4" Bore x 8" Stroke Hydraulic Cylinder can be found on page 90 & 91.

GANG COMPONENTS

7410
7420

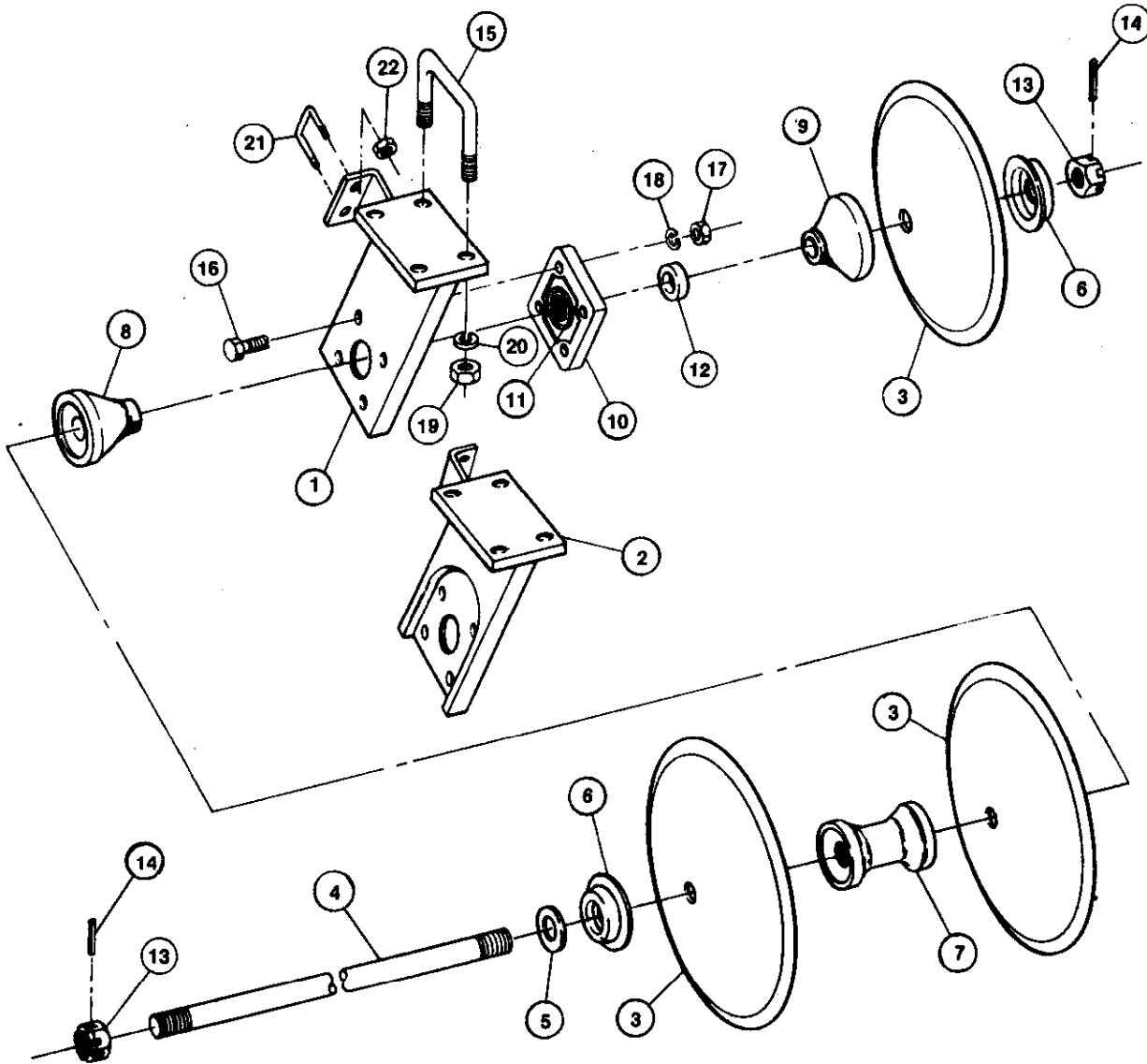


<u>REF. NO.</u>	<u>PART NO.</u>	<u>DESCRIPTION</u>
1	24276	Scraper Bar, 73" long for 11' 6" Front
1	24208	Scraper Bar, 82' long for 13' 0" Front and 11' 6" Rear
1	24223	Scraper Bar, 90" long for 14' 6" Front and 13' 0" Rear
1	24293	Scraper Bar, 99" long for 16' 0" Front and 14' 6" Rear
1	24516	Scraper Bar, 109" long for 16' 0" Rear
2	24247	Scraper Arm
3	24300	Scraper Arm Clip
4	24301	Scraper Blade
5	24302	Scraper Blade (for bearing stand)
6	24329	1/2" U-bolt for Scraper Arm Clip
7	24217	1/2" U-bolt for Scraper Bar
8	88445	Bolt, 1/2" x 1-1/2" long, Carriage
9	88621	Lock Nut, 1/2" (Nylon)
OPTIONAL SPRING LOADED SCRAPER		
10	25698	"Walker" Spring Loaded Scraper
11	88608	Bolt, 3/8" x 3" HHCS
12	*25737	Special Scraper Bar (2" x 2" Sq. Tubing) 73" long
12	*25738	Special Scraper Bar (2" x 2" Sq. Tubing) 82" long
12	*25739	Special Scraper Bar (2" x 2" Sq. Tubing) 90" long
12	*25741	Special Scraper Bar (2" x 2" Sq. Tubing) 99" long
12	*25742	Special Scraper Bar (2" x 2" Sq. Tubing) 109-1/2" long
13	25690	U-bolt, 1/2" dia. x 2-1/8" spread 3-1/4" long legs

*NOTE: A special scraper bar is required to mount spring loaded scrapers.

7410

FRONT GANGS Round Gang Shaft Components with Cast Iron Flange Bearings



FRONT GANGS

Round Gang Shaft with Cast Iron Flange Bearing

7410

<u>REF. NO.</u>	<u>PART NO.</u>	<u>DESCRIPTION</u>
1	24127	Bearing Stand for Front Left Gang
2	24180	Bearing Stand for Front Right Gang
3	24458	18" Blade - Smooth .197 x 1.75 concave
3	24509	18" Blade - Notched .197 x 1.75 concave
3	24209	20" Blade - Smooth x .25 x 2.0 concave
3	24460	20" Blade - Notched x .25 x 2.0 concave
3	24121	22" Blade - Smooth x 7 ga. x 2.5 concave
3	24072	22" Blade - Notched x 7 ga. x 2.5 concave
3	24154	22" Blade - Smooth x .25 x 2.5 concave
3	24277	22" Blade - Notched x .25 x 2.5 concave
3	24128	24" Blade - Smooth x 6 ga. x 3" concave
3	24181	24" Blade - Notched x 6 ga. x 3" concave
3	24324	24" Blade - Smooth x .25 x 3" concave
3	24371	24" Blade - Notched x .25 x 3" concave
4	24073	70-1/4" Round Gang Shaft for 11' 6"
4	24074	79-1/2" Round Gang Shaft for 13' 0"
4	24129	88-1/2" Round Gang Shaft for 14' 6"
4	24493	97-3/4" Round Gang Shaft for 16' 0"
5	88610	1-9/16" I.D. x 3" O.D. x 1/4" Gang Washer
6	24190	Spring Gang Spool End Washer
7	24482	9" Gang Spool Casting
8	24122	Rear Bearing Spool Casting (Long)
9	24069	Front Bearing Spool Casting (Short)
10	24085	Gang Bearing in Cast Iron Flange
11	24386	1-3/4" Bearing Insert (can be ordered separately)
12	24511	Gang Bearing Bushing (1.75 O.D.)
13	88614	1-1/2" Nut, Hex Heavy Slotted
14	88605	Roll Pin, 5/16" x 2-1/4" long
15	24159	6" U-Bolt, 7/8" dia.
16	88247	Bolt, 1/2" x 2" long N.C.
17	88104	1/2" Non-Lock Nut
18	88303	1/2" Lock Washer
19	88371	7/8" Non-Lock Nut
20	88341	7/8" Lock Washer
21	24217	1/2" U-Bolt for Scraper Bar
22	88621	1/2" Lock Nut (Nylon)

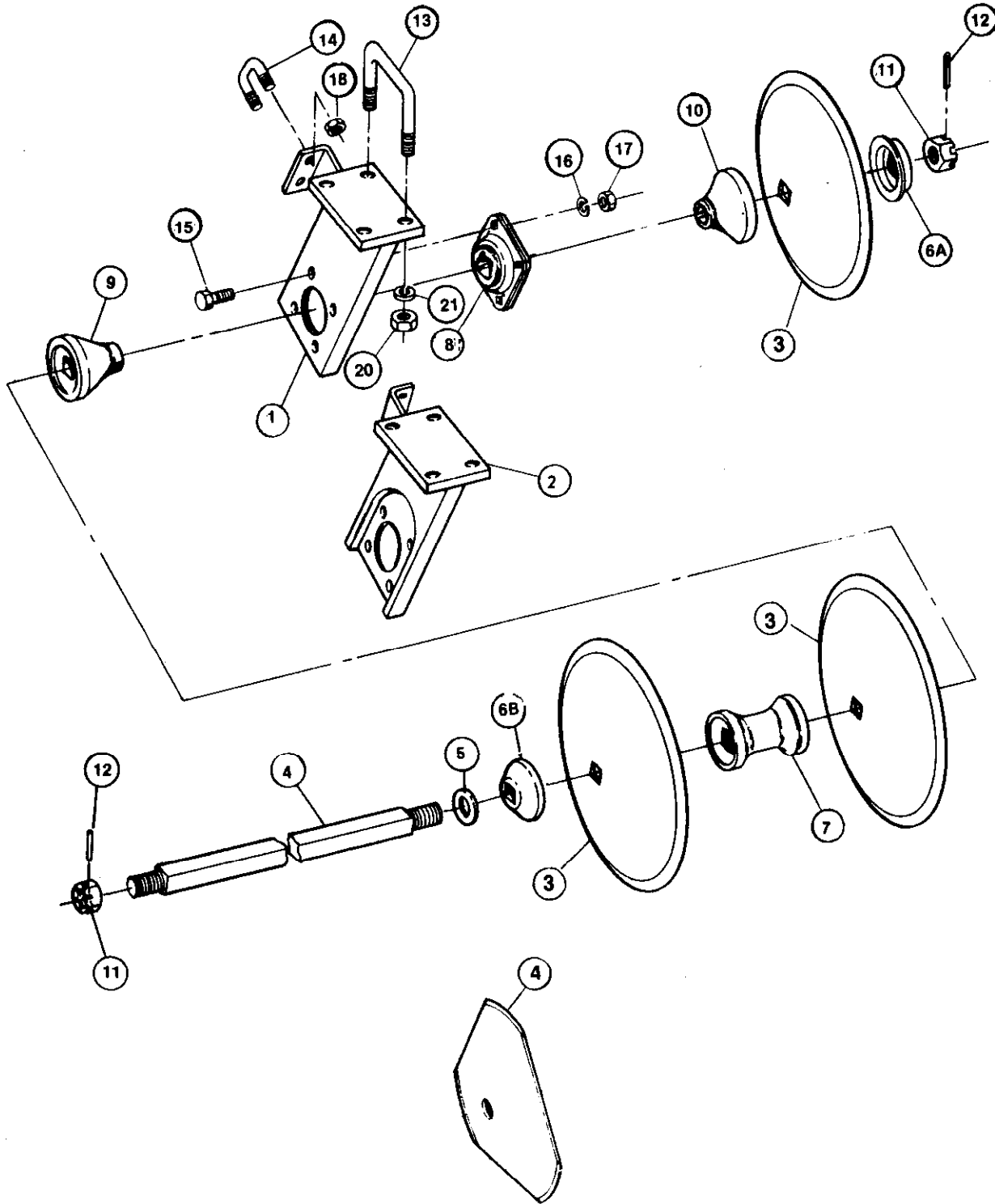
*Please specify if your machine has 1/4" thick blades. Slightly longer shafts are required for your machine.

NOTE: Pages 24 and 25 show gang shaft and scraper bar locations for 7410 Series D.O.T.

7420

FRONT GANGS

Square Gang Shaft Components with Flangette Bearing



NOTE: These Gang Components were used on machines after Serial Number 1091.

FRONT GANGS**7420****Square Gang Shaft Components with Flangette Bearing**

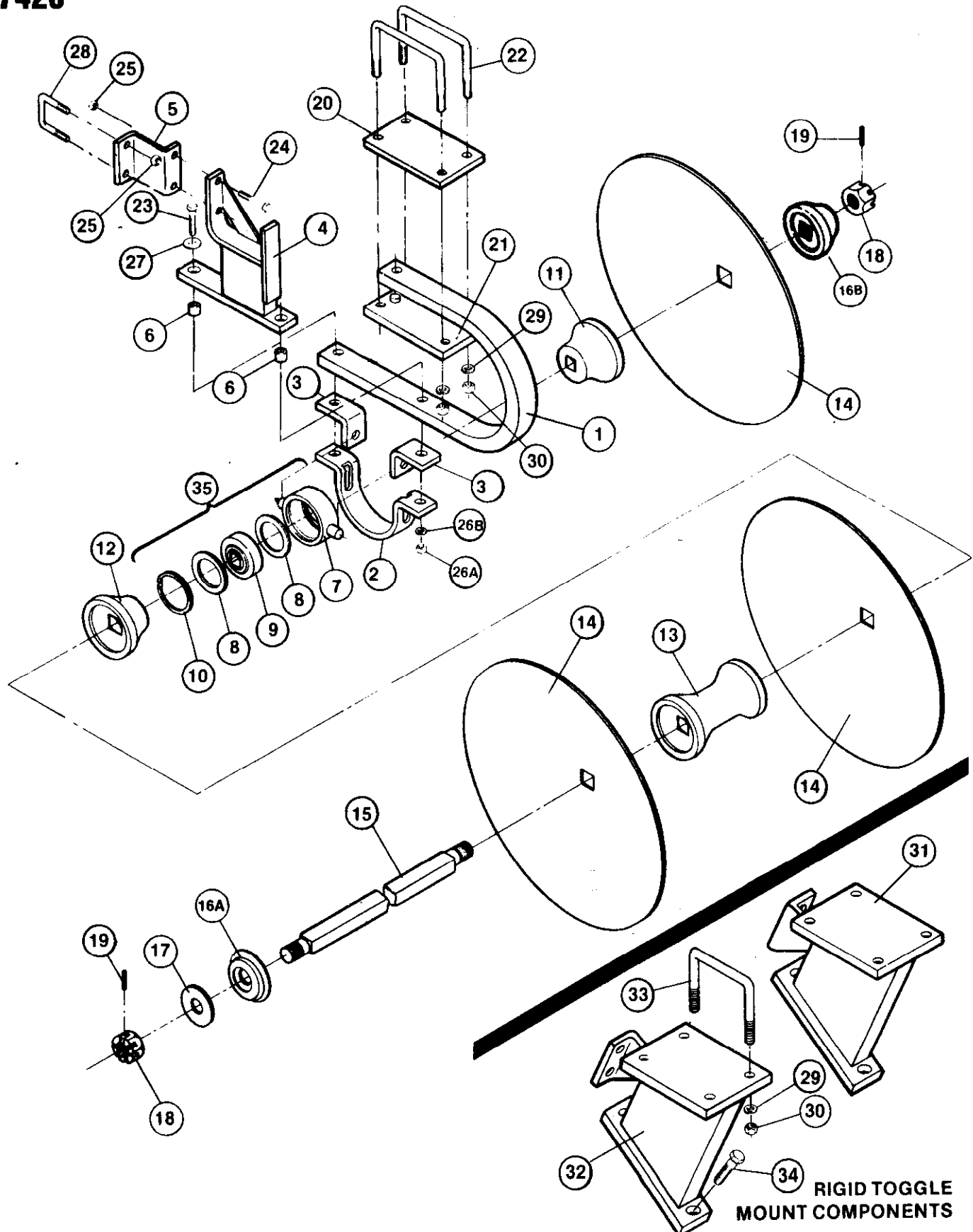
REF. NO.	PART NO.	DESCRIPTION
1	25763	Bearing Stand for Front Left Gang
2	25764	Bearing Stand for Front Right Gang
3	24160	18" Blade - Smooth x 6 ga. (.197) x 1.75 Concave w/square hole
3	24219	18" Blade - Notched x 6 ga. (.197) x 1.75 Concave w/square hole
3	24054	20" Blade - Smooth x .25 x 2.0 Concave w/square hole
3	24107	20" Blade - Notched x .25 x 2.0 Concave w/square hole
3	24278	22" Blade - Smooth x .25 x 2.5 Concave w/square hole
3	24387	22" Blade - Notched x .25 x 2.5 Concave w/square hole
3	24038	24" Blade - Smooth x .25 x 3.0 Concave w/square hole
3	24325	24" Blade - Notched x .25 x 3.0 Concave w/square hole
4	25721	71-1/2" 1-1/2" Square Gang Shaft for 11' 6"
4	25722	80-3/4" 1-1/2" Square Gang Shaft for 13' 0"
4	25724	89-3/4" 1-1/2" Square Gang Shaft for 14' 6"
4	25726	99" 1-1/2" Square Gang Shaft for 16' 0"
5	88610	1-9/16" I.D. x 3" O.D. x 1/4" Gang Washer
6A	24190	"Dura Tight" Spring End Gang Washer
6B	25710	End Cap Casting (2-1/4" long)
7	24447	9" Gang Spool Casting with Square Hole
8	25703	Flangette Gang Bearing, 1-1/2" Square Bore
9	24352	Short Bearing Spool
10	25701	Long Bearing Spool
11	88614	1-1/2" Nut, Hex Heavy Slotted
12	88605	Roll Pin, 5/16" x 2-1/4" long
13	24159	6" U-Bolt, 7/8" diameter
14	24217	1/2" U-Bolt for Scraper Bar
15	88445	Bolt - Carriage 1/2" x 1-1/2"
16	88303	Lockwasher, 1/2"
17	88104	Nut (Non-Lock) 1/2"
18	88621	Lock Nut, 1/2" (Nylon)
19	88303	Lockwasher, 1/2"
20	88371	Nut (Non-Lock) 7/8"
21	88341	Lockwasher, 7/8"

NOTE: Pages 24 and 25 show gang shaft and scraper bar locations for 7420 Series D.O.T.

7410
7420

FRONT GANGS

Square Gang Shaft Components with Toggle Bearings



FRONT GANGS

Square Gang Shaft Components with Toggle Bearings

7410
7420

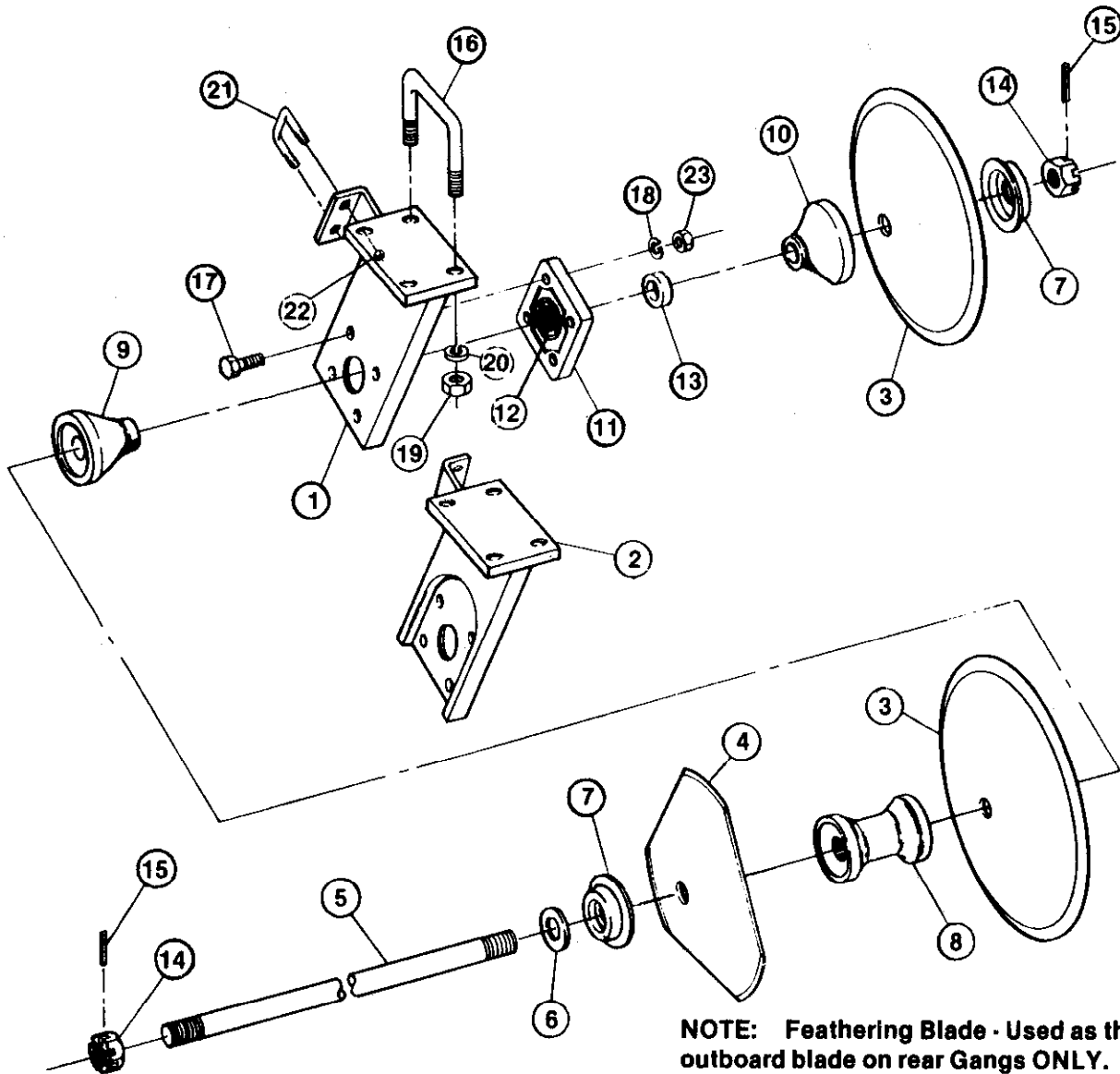
<u>REF. NO.</u>	<u>PART NO.</u>	<u>DESCRIPTION</u>
1	24520	Spring Shank Bearing Stand 9-1/2" hole mount spacing
1	24354	Spring Shank Bearing Stand - 10" hole mount spacing
2	24526	Bearing Clamp Bearing Stand 9-1/2" hole mount spacing
2	24486	Bearing Clamp for 10" hole mount spacing
3	24527	Bearing Clamp Clip for 9-1/2" hole spacing
3	24487	Bearing Clamp Clip for 10" hole mount spacing
4	24017	Scraper Bar Bracket Weldment for 9-1/2" hole spacing
4	24528	Scraper Bar Bracket Weldment for 10" hole spacing
5	24481	Scraper Bar Attachment Bracket
6	24359	Pivot Bushing (1" O.D. x 3/4" long)
7	24155	Toggle Bearing Casting
8	24008	Toggle Bearing Washer
9	24099	Toggle Bearing with square hole
10	24210	Toggle Bearing Retaining Ring
11	24351	Long Bearing Spool Casting
12	24352	Short Bearing Spool Casting
13	24447	9" Gang Spool Casting with square hole
14	24160	18" Blade - Smooth x 6 ga. (.197) x 1.75 Concave w/square hole
14	24219	18" Blade - Notched x 6 ga. (.197) x 1.75 Concave w/square hole
14	24054	20" Blade - Smooth x .25 x 2.0 Concave w/square hole
14	24107	20" Blade - Notched x .25 x 2.0 Concave w/square hole
14	24278	22" Blade - Smooth x .25 x 2.5 Concave w/square hole
14	24387	22" Blade - Notched x .25 x 2.5 Concave w/square hole
14	24038	24" Blade - Smooth x .25 x 3.0 Concave w/square hole
14	24325	24" Blade - Notched x .25 x 3.0 Concave w/square hole
15	24472	70-1/4" Square Gang Shaft for 11' 6" for 7410
15	24473	79-1/2" Square Gang Shaft for 13' 0" for 7410
15	24474	88-1/2" Square Gang Shaft for 14' 6" for 7410
15	24475	97-3/4" Square Gang Shaft for 16' 0" for 7410
15	25721	71-1/2" Square Gang Shaft for 11' 6" for 7420
15	25722	80-3/4" Square Gang Shaft for 13' 0" for 7420
15	25724	89-3/4" Square Gang Shaft for 14' 6" for 7420
15	25726	99" Square Gang Shaft for 16' 0" for 7420
16A	24190	Spring End Gang Washer
16B	25710	End Cap Casting (2-1/4" long)
17	88610	1-9/16" I.D. x 3" O.D. x 1/4" Gang Washer
18	88614	1-1/2" Nut, Hex Heavy Slotted
19	88605	Roll Pin, 5/16" x 2-1/4" long
20	24026	Top Clamp Plate
21	24123	Bottom Bearing Shank Saddle
22	24124	U-Bolt, 7/8" x 6-1/8" spread
23	25692	Bolt, 3/4" x 4-1/2" long
24	88247	Bolt, 1/2" x 2" long
25	88621	Lock Nut, 1/2" (Nylon)
26A	88611	Lock Nut, 3/4" (Nylon)
26B	88130	Lock Washer, 3/4"
27	88131	Flat Washer, 3/4"
28	24217	1/2" U-Bolt for Scraper Bar
29	88341	Lock Washer, 7/8"
30	88371	Nut (Non-Lock) 7/8"
RIGID TOGGLE MOUNT		
31	24523	Rt. Hand Toggle Mnt. Brg. Stand f/9-1/2" hole mount space
32	24524	Left Hand Toggle Mnt. Brg. Stand f/9-1/2" hole mount space
31	24268	Right Hand Toggle Mount Brg. Stand for 10" hole space
32	24525	Left Hand Toggle Mount Brg. Stand f/10" hole spacing
33	24159	6" U-Bolt, 7/8" diameter
34	88291	Bolt, 3/4" x 3" long
35	24306	Toggle Brg. & Casting Assembly (consists of Part No's 7, 8, 9 & 10)

Blades, shafts, bearings, bearing clamps and castings are the same that are used on spring shank gangs.
NOTE: Pages 24 and 25 show gang shaft and scraper bar locations for 7410 & 7420 Series D.O.T.

7410

REAR GANGS

Round Gang Shaft Components with Cast Iron Flange Bearing



NOTE: Feathering Blade - Used as the outboard blade on rear Gangs ONLY.

REAR GANGS**7410****Round Gang Shaft Components with Cast Iron Flange Bearing**

<u>REF. NO.</u>	<u>PART NO.</u>	<u>DESCRIPTION</u>
1	24127	Bearing Stand for Rear Right Gang
2	24180	Bearing Stand for Rear Left Gang
3	24458	18" Blade - Smooth .197 x 1.75 concave
3	24509	18" Blade - Notched x .197 x 1.75 concave
3	24209	20" Blade - Smooth x .25 x 2.0 concave
3	24460	20" Blade - Notched x .25 x 2.0 concave
3	24121	22" Blade - Smooth x 7 ga. x 2.5 concave
3	24072	22" Blade - Notched x 7 ga. x 2.5 concave
3	24154	22" Blade - Smooth x .25 x 2.5 concave
3	24277	22" Blade - Notched x .25 x 2.5 concave
3	24128	24" Blade - Smooth x 6 ga. x 3" concave
3	24181	24" Blade - Notched x 6ga. x 3" concave
3	24324	24" Blade - Smooth x .25 x 3" concave
3	24371	24" Blade - Notched x .25 x 3" concave
4	25713	16" Blade - 3 point feathering x 7 ga. x 1.58 concave
4	25714	18" Blade - 3 point feathering x .197 x 1.75 concave
5	*24074	79-1/2" long Gang Shaft for 11' 6"
5	*24129	88-1/2" long Gang Shaft for 13' 0"
5	*24493	97-3/4" long Gang Shaft for 14' 6"
5	*24183	107-1/4" long Gang Shaft for 16' 0"
6	88610	1-9/16" I.D. x 3" O.D. x 1/4" Gang Washer
7	24190	Gang Spool End Washer
8	24482	9" Gang Spool Casting
9	24122	Rear Bearing Spool Casting (Long)
10	24069	Front Bearing Spool Casting (Short)
11	24085	Gang Bearing in Cast Iron Flange
12	24386	1-3/4" Bearing Insert (can be ordered separately)
13	24511	Gang Bearing Bushing (1.75" O.D.)
14	88614	1-1/2" Nut, Hex Heavy Slotted
15	88605	Roll Pin, 5/16" x 2-1/4" long
16	24159	6" U-Bolt, 7/8" diameter
17	88247	Bolt, 1/2" x 2" long N.C.
18	88303	Lock Washer, 1/2"
19	88371	Nut, 7/8" (Non-Lock)
20	88341	Lock Washer, 7/8"
21	24217	U-Bolt for Scraper Bar, 1/2"
22	88621	Locknut, 1/2" (Nylon)
23	88104	Nut, 1/2" (Non-Lock)

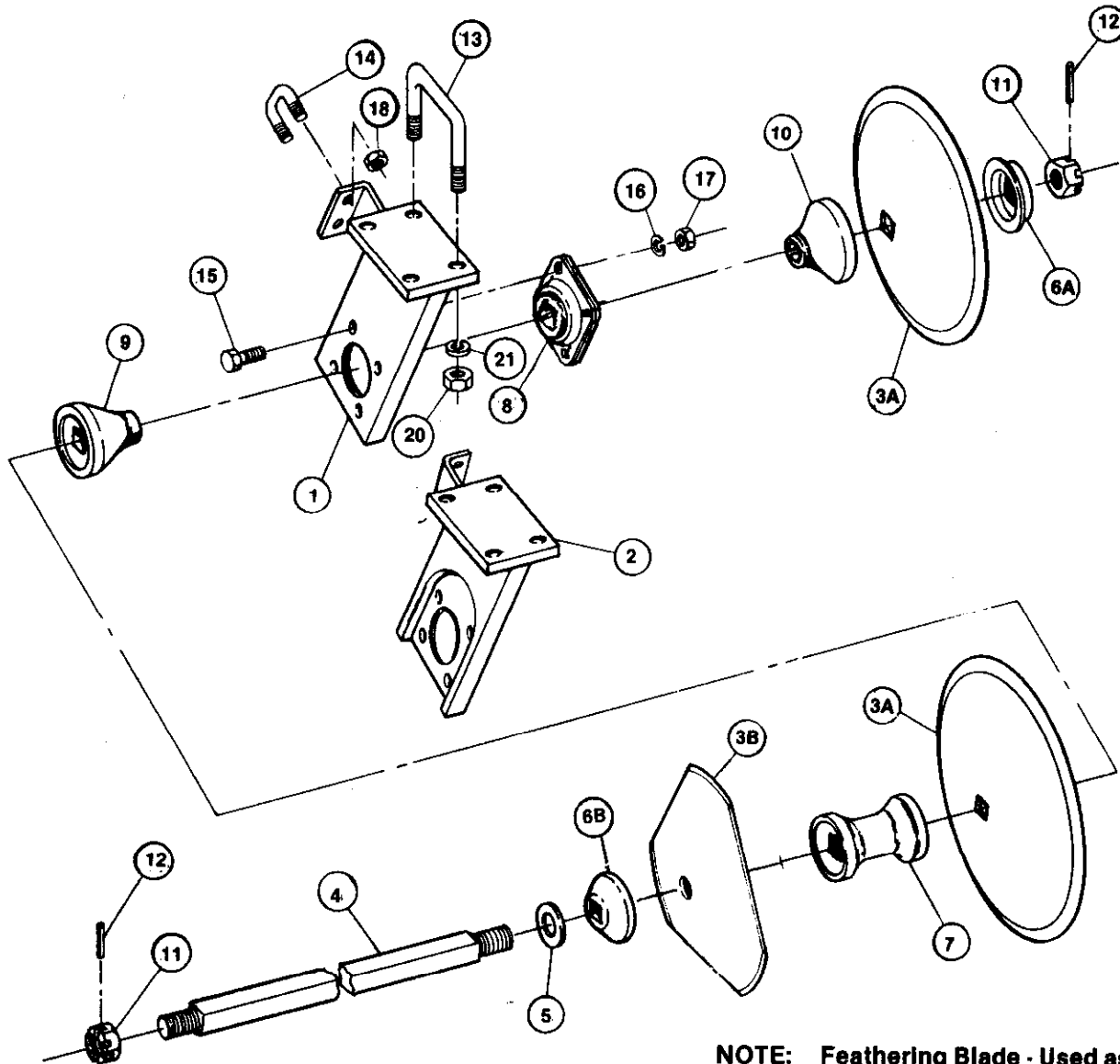
*Please specify if your machine has 1/4" thick blades. Slightly longer shafts are required for your machine.

NOTE: Pages 24 and 25 show gang shaft and scraper bar locations for 7410 Series D.O.T.

7420

REAR GANGS

Square Gang Shaft Components with Flangette Bearing



NOTE: Feathering Blade - Used as the outboard blade on rear Gangs ONLY.

NOTE: These Gang Components were used on machines after Serial Number 1091.

REAR GANGS**7420****Square Gang Shaft Components with Flangette Bearing**

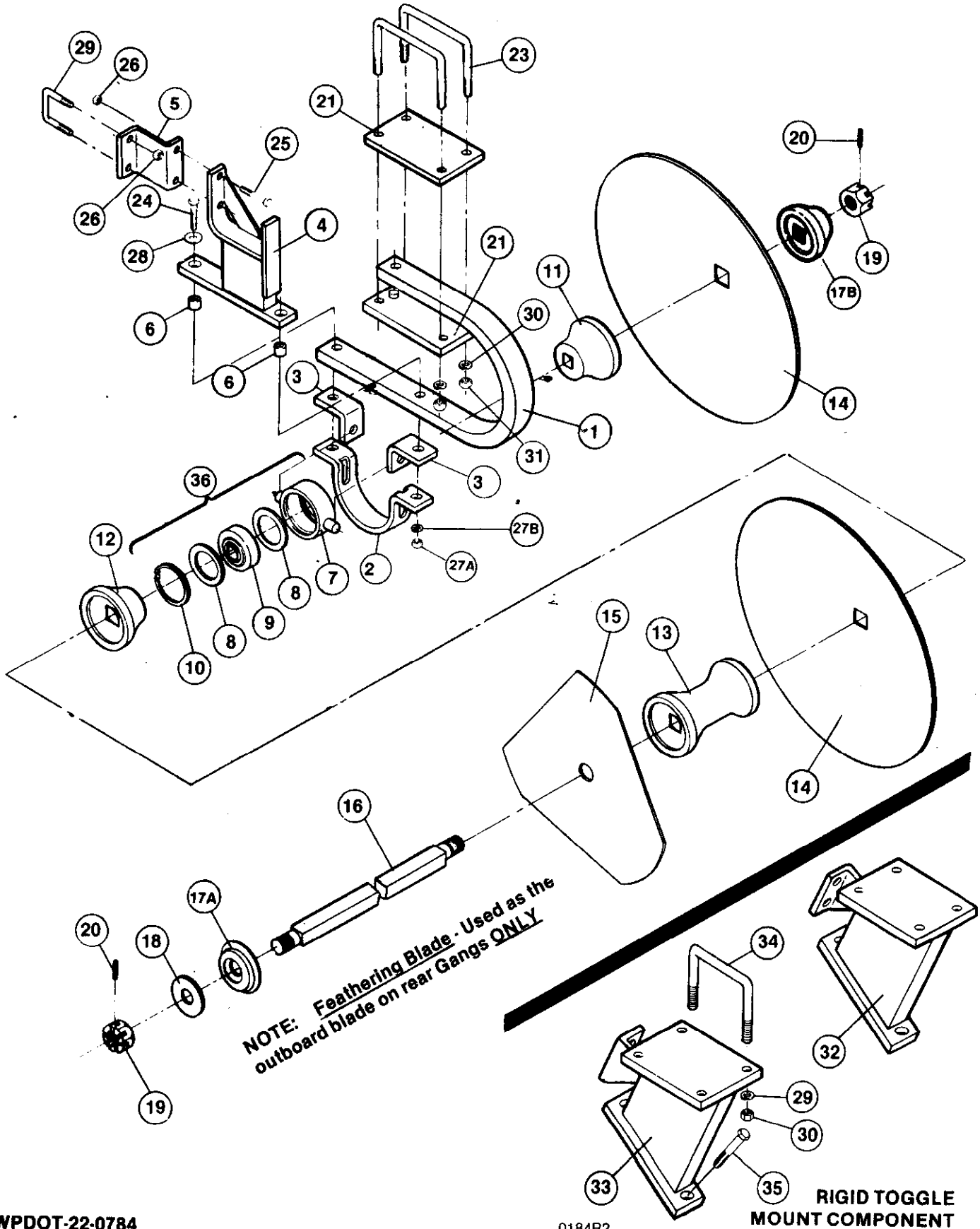
<u>REF. NO.</u>	<u>PART NO.</u>	<u>DESCRIPTION</u>
1	25763	Bearing Stand for Rear Right Gang
2	25764	Bearing Stand for Rear Left Gang
3A	24160	18" Blade - Smooth x 6 ga. (.197) x 1.75 concave w/square hole
3A	24219	18" Blade - Notched x 6 ga. (.197) x 1.75 concave w/square hole
3A	24054	20" Blade - Smooth x .25 x 2.0 concave w/square hole
3A	24107	20" Blade - Notched x .25 x 2.0 concave w/square hole
3A	24278	22" Blade - Smooth x .25 x 2.5 concave w/square hole
3A	24387	22" Blade - Notched x .25 x 2.5 concave w/square hole
3A	24038	24" Blade - Smooth x .25 x 3.0 concave w/square hole
3A	24325	24" Blade - Notched x .25 x 3.0 concave w/square hole
3B	25713	16" Blade - 3 point feathering x 7 ga. x 1.58 concave for Rear Gang ONLY
3B	25714	18" Blade - 3 point feathering x .148 x 1.75 concave for Rear Gang ONLY
4	25721	71-1/2" 1-1/2" Square Gang Shaft for 11' 6"
4	25722	80-3/4" 1-1/2" Square Gang Shaft for 13' 0"
4	25724	89-3/4" 1-1/2" Square Gang Shaft for 14' 6"
4	25726	99" 1-1/2" Square Gang Shaft for 16' 0"
5	88610	1-9/16" I.D. x 3" O.D. x 1/4" Gang Washer
6A	24190	"Dura Tight" Spring End Gang Washer
6B	25710	End Cap Casting (2-1/4" long)
7	24447	9" Gang Spool Casting with square hole
8	25703	Flangette Gang Bearing 1-1/2" square bore
9	24352	Short Bearing Spool
10	25701	Long Bearing Spool
11	88614	1-1/2" Nut, Hex Heavy Slotted
12	88605	Roll Pin, 5/16" x 2-1/4" long
13	24159	6" U-Bolt, 7/8" diameter
14	24217	1/2" U-Bolt for Scraper Bar
15	88445	Bolt - Carriage, 1/2" x 1-1/2"
16	88303	Lockwasher, 1/2"
17	88104	Nut (Non-Lock) 1/2"
18	88621	Lock Nut, 1/2" (Nylon)
19	88303	Lockwasher, 1/2"
20	88371	Nut (Non-Lock) 7/8"
21	88341	Lockwasher, 7/8"

NOTE: Pages 24 and 25 show gang shaft and scraper bar locations for 7420 Series D.O.T.

7410
7420

REAR GANGS

Square Gang Shaft Components with Toggle Bearings



REAR GANGS

Square Gang Shaft Components with Toggle Bearings

7410
7420

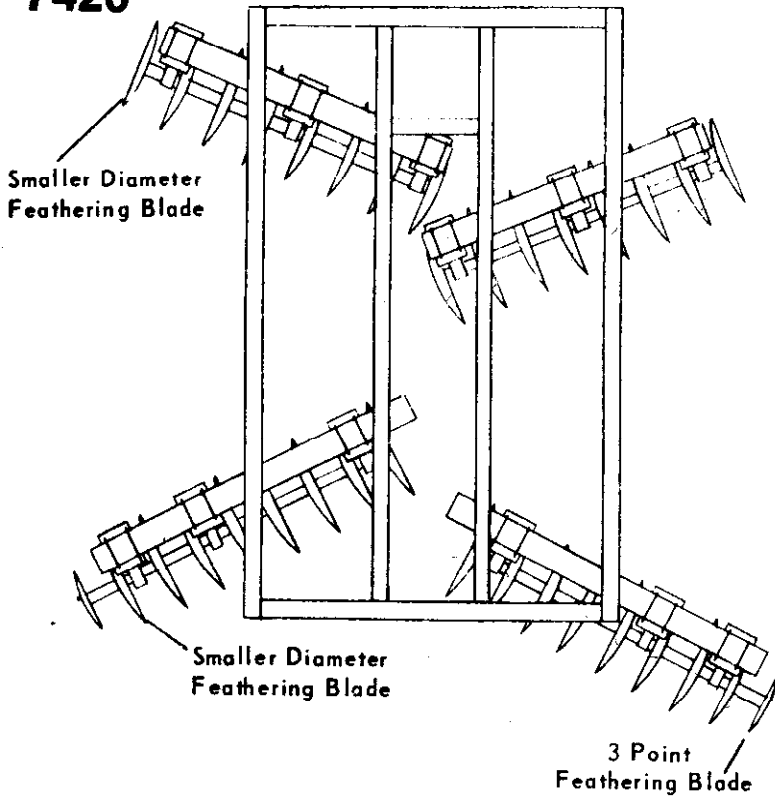
<u>REF. NO.</u>	<u>PART NO.</u>	<u>DESCRIPTION</u>
1	24520	Spring Shank Bearing Stand - 9-1/2" hole mount spacing
1	24354	Spring Shank Bearing Stand - 10" hole mount spacing
2	24526	Bearing Clamp Bearing Stand - 9-1/2" hole mount spacing
2	24486	Bearing Clamp for 10" hole mount spacing
3	24527	Bearing Clamp Clip for 9-1/2" hole spacing
3	24487	Bearing Clamp Clip for 10" hole mount spacing
4	24017	Scraper Bar Bracket Weldment - 9-1/2" hole mount spacing
4	24528	Scraper Bar Bracket Weldment - 10" hole spacing
5	24481	Scraper Bar Attachment Bracket
6	24359	Pivot Bushing (1" O.D. x 3/4" long)
7	24155	Toggle Bearing Casting
8	24008	Toggle Bearing Washer
9	24099	Toggle Bearing with square hole
10	24210	Toggle Bearing Retaining Ring
11	24351	Long Bearing Spool Casting
12	24352	Short Bearing Spool Casting
13	24447	9" Gang Spool Casting with square hole
14	24160	18" Blade - Smooth x 6 ga. (.197) x 1.75 Concave w/square hole
14	24219	18" Blade - Notched x 6 ga. (.197) x 1.75 Concave w/square hole
14	24054	20" Blade - Smooth x .25 x 2.0 Concave w/square hole
14	24107	20" Blade - Notched x .25 x 2.0 Concave w/square hole
14	24278	22" Blade - Smooth x .25 x 2.5 Concave w/square hole
14	24387	22" Blade - Notched x .25 x 2.5 Concave w/square hole
14	24038	24" Blade - Smooth x .25 x 3.0 Concave w/square hole
14	24325	24" Blade - Notched x .25 x 3.0 Concave w/square hole
15	25713	16" Blade - 3 Point Feathering x 7 ga. x 1.58 Concave w/square hole
15	25714	18" Blade - 3 Point Feathering x .148 x 1.75 Concave w/square hole
16	24477	107-1/4" Square Gang Shaft for 16' 0" for 7410
16	24473	79-1/2" Square Gang Shaft for 11' 6" for 7410
16	24474	88-1/2" Square Gang Shaft for 13' 0" for 7410
16	24475	97-3/4" Square Gang Shaft for 14' 6" for 7410
16	25728	108-1/2" Square Gang Shaft for 16' 0" for 7420
16	25722	80-3/4" Square Gang Shaft for 11' 6" for 7420
16	25724	89-3/4" Square Gang Shaft for 13' 0" for 7420
16	25726	99" Square Gang Shaft for 14' 6" for 7420
17A	24190	Spring End Gang Washer
17B	25710	End Cap Casting (2-1/4" long)
18	88610	1-9/16" I.D. x 3" O.D. x 1/4" Gang Washer
19	88614	1-1/2" Nut, Hex Heavy Slotted
20	88605	Roll Pin, 5/16" x 2-1/4" long
21	24026	Top Clamp Plate
22	24123	Bottom Bearing Shank Saddle
23	24124	U-bolt, 7/8" x 6-1/8" spread
24	25692	Bolt, 3/4" x 4-1/2" long
25	88247	Bolt, 1/2" x 2" long
26	88621	Lock Nut, 1/2" (Nylon)
27A	88611	Lock Nut, 3/4" (Nylon)
27B	88130	Lock Washer, 3/4"
28	88131	Flat Washer, 3/4"
29	24217	1/2" U-bolt for Scraper Bar
30	88341	Lock Washer, 7/8"
31	88371	Nut (non-lock) 7/8"
RIGID TOGGLE MOUNT		
32	24523	Right Hand Toggle Mount Brg. Stand f/9-1/2" hole mount spacing
33	24524	Left Hand Toggle Mount Brg. Stand f/9-1/2" hole mount spacing
32	24268	Right Hand Toggle Mount Bearing Stand for 10" hole spacing
33	24525	Left Hand Toggle Mount Bearing Stand for 10" hole spacing
34	24159	6" U-bolt, 7/8" diameter
35	88291	Bolt, 3/4" x 3" long
36	24306	Toggle Brg. & Casting Assembly (Consists of Part #'s 7, 8, 9 & 10)

Blades, shafts, bearings, bearing clamps and casting are the same that are used on spring shank gangs.
NOTE: Pages 24 and 25 show gang shaft and scraper bar locations for 7410 & 7420 Series D.O.T.

7410

7420

11' 6"

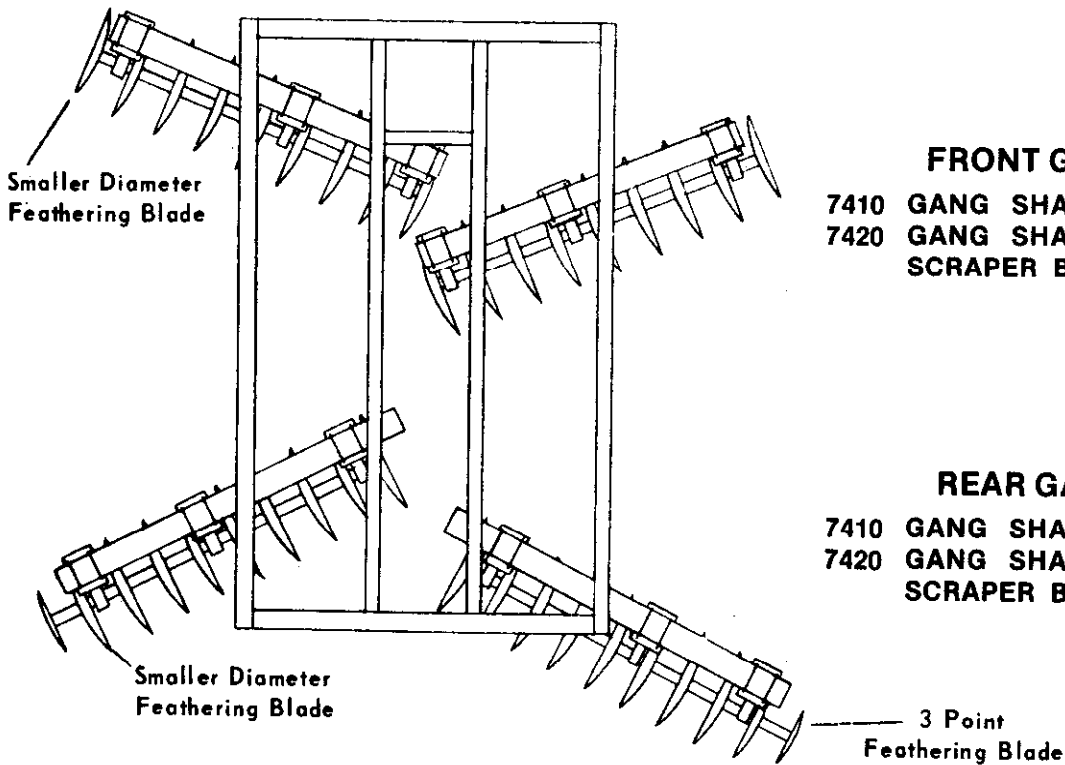
**FRONT GANG**7410 GANG SHAFT -70 $\frac{1}{4}$ " Long7420 GANG SHAFT -71 $\frac{1}{2}$ " Long

SCRAPER BAR -73" Long

REAR GANG7410 GANG SHAFT -79 $\frac{1}{2}$ " Long7420 GANG SHAFT -80 $\frac{3}{4}$ " Long

SCRAPER BAR -82" Long

13' 0"

**FRONT GANG**7410 GANG SHAFT -79 $\frac{1}{2}$ " Long7420 GANG SHAFT -80 $\frac{3}{4}$ " Long

SCRAPER BAR -82" Long

REAR GANG7410 GANG SHAFT -88 $\frac{1}{2}$ " Long7420 GANG SHAFT -89 $\frac{3}{4}$ " Long

SCRAPER BAR -90" Long

Right and left side of machine require the same length gang shafts and scraper bars.

7410
7420

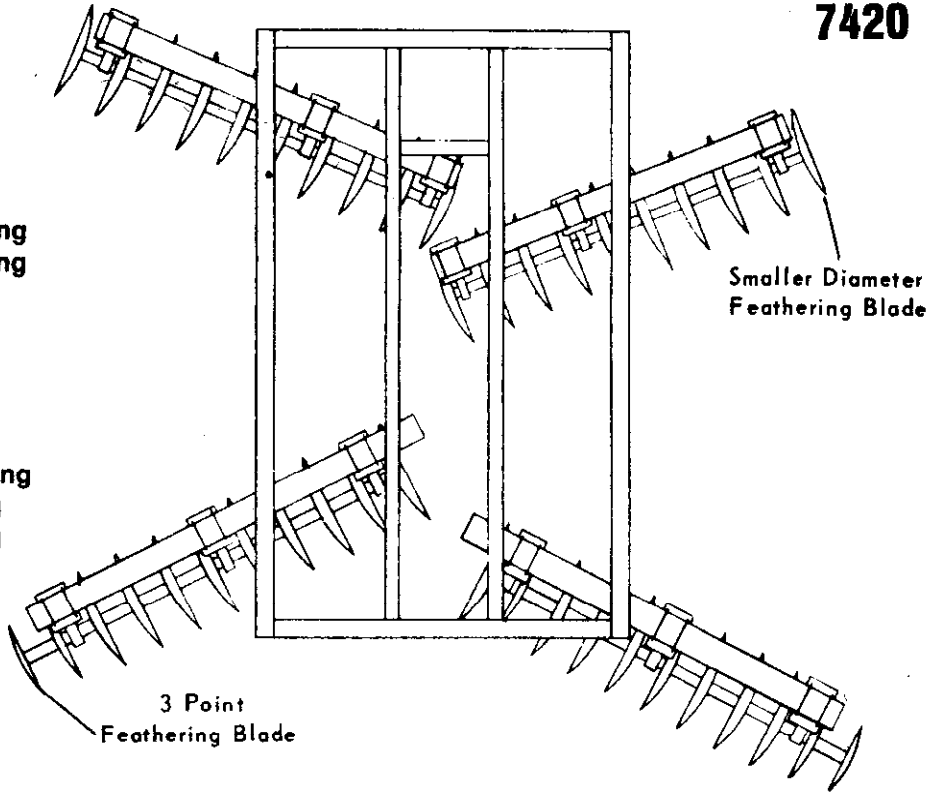
14' 6"

FRONT GANG

- 7410 GANG SHAFT -88½" Long
- 7420 GANG SHAFT -89¾" Long
- SCRAPER BAR -90" Long

REAR GANG

- 7410 GANG SHAFT -97¾" Long
- 7420 GANG SHAFT -99" Long
- SCRAPER BAR -99" Long



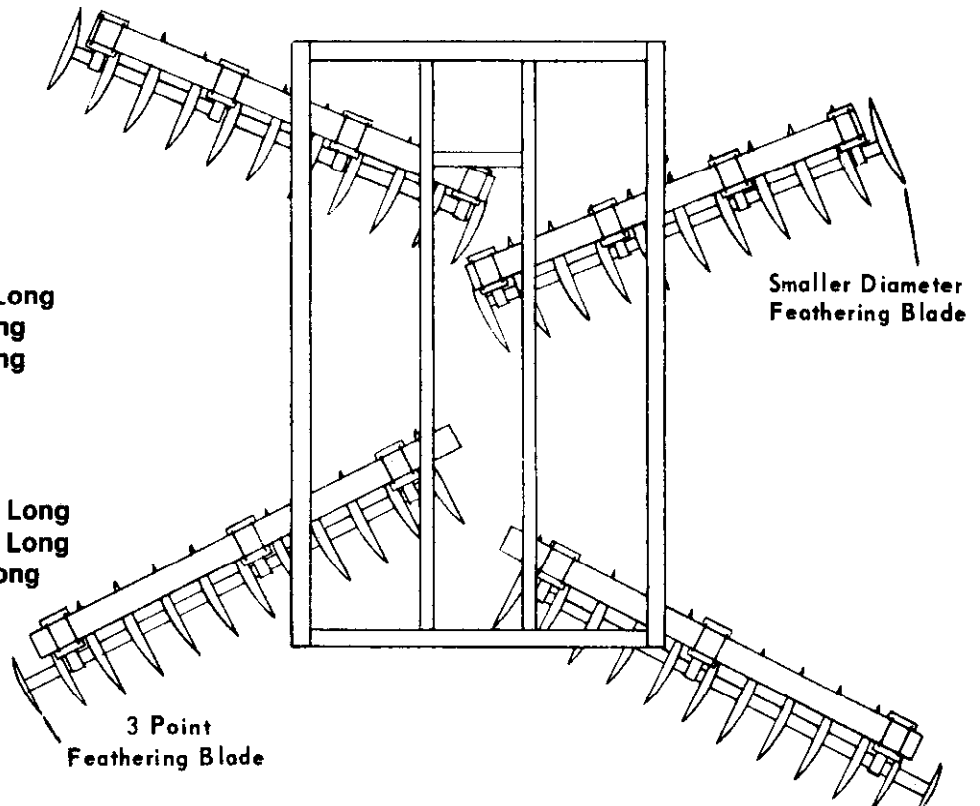
16' 0"

FRONT GANG

- 7410 GANG SHAFT -97¾" Long
- 7420 GANG SHAFT -99" Long
- SCRAPER BAR -99" Long

REAR GANG

- 7410 GANG SHAFT -107¼" Long
- 7420 GANG SHAFT -108½" Long
- SCRAPER BAR -109" Long



Right and left side of machine require the same length gang shafts and scraper bars.



WIL-RICH
FARM EQUIPMENT DIV.
LEAR SIEGLER, INC.

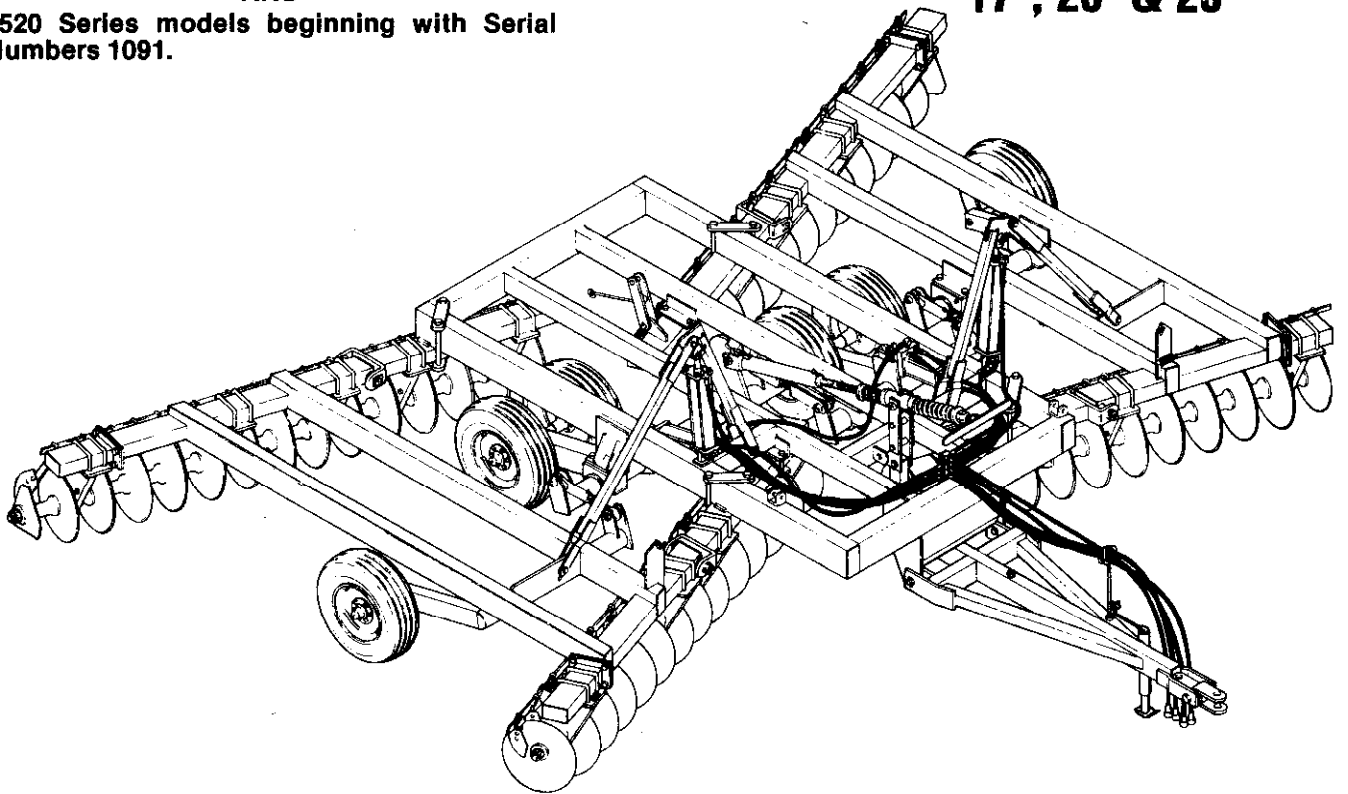


Parts listings in this section apply to 7510 Series models beginning with Serial Number 1004

AND

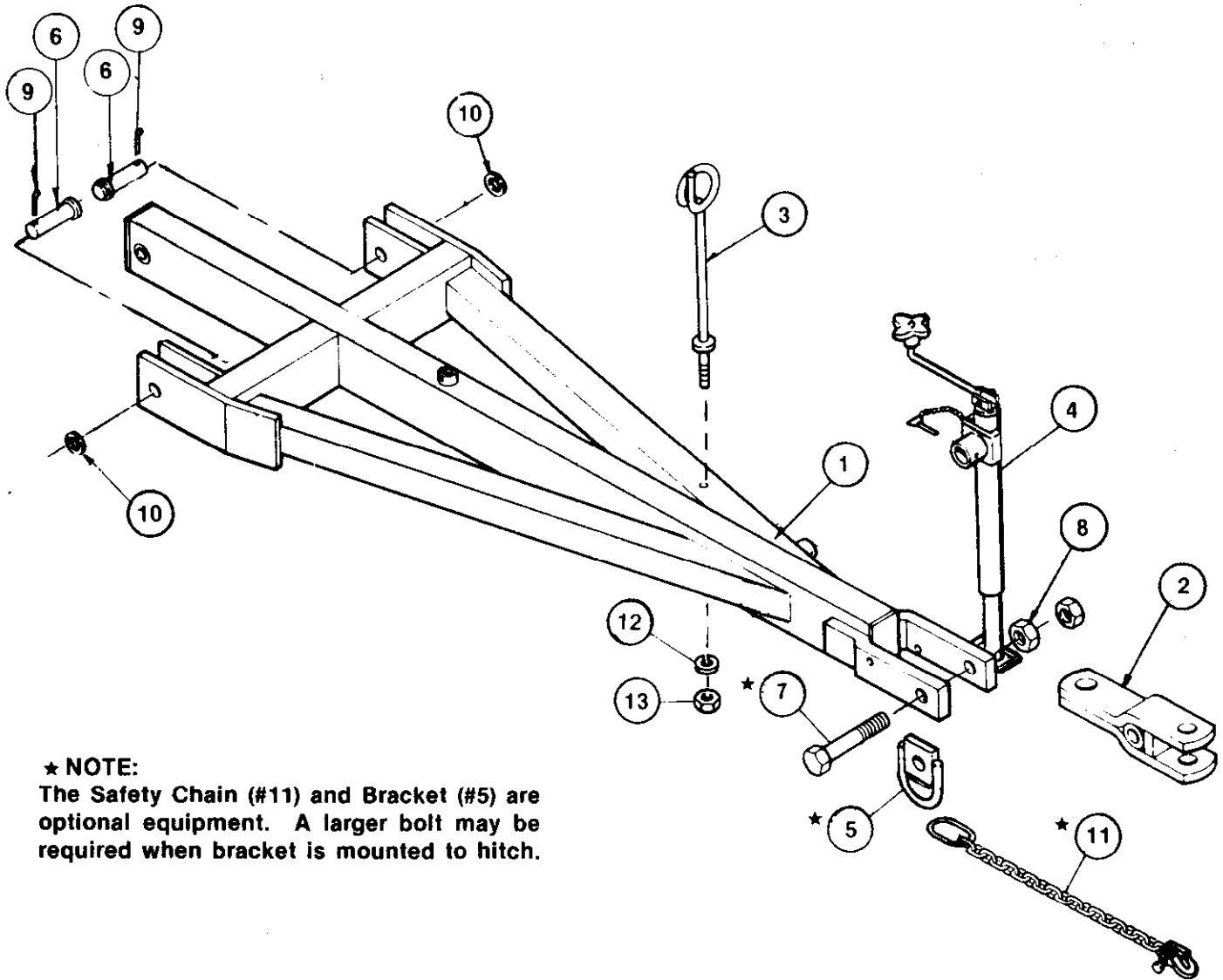
7520 Series models beginning with Serial Numbers 1091.

PARTS CATALOG
7510 & 7520 SERIES DOT
17', 20' & 23'



7510
7520

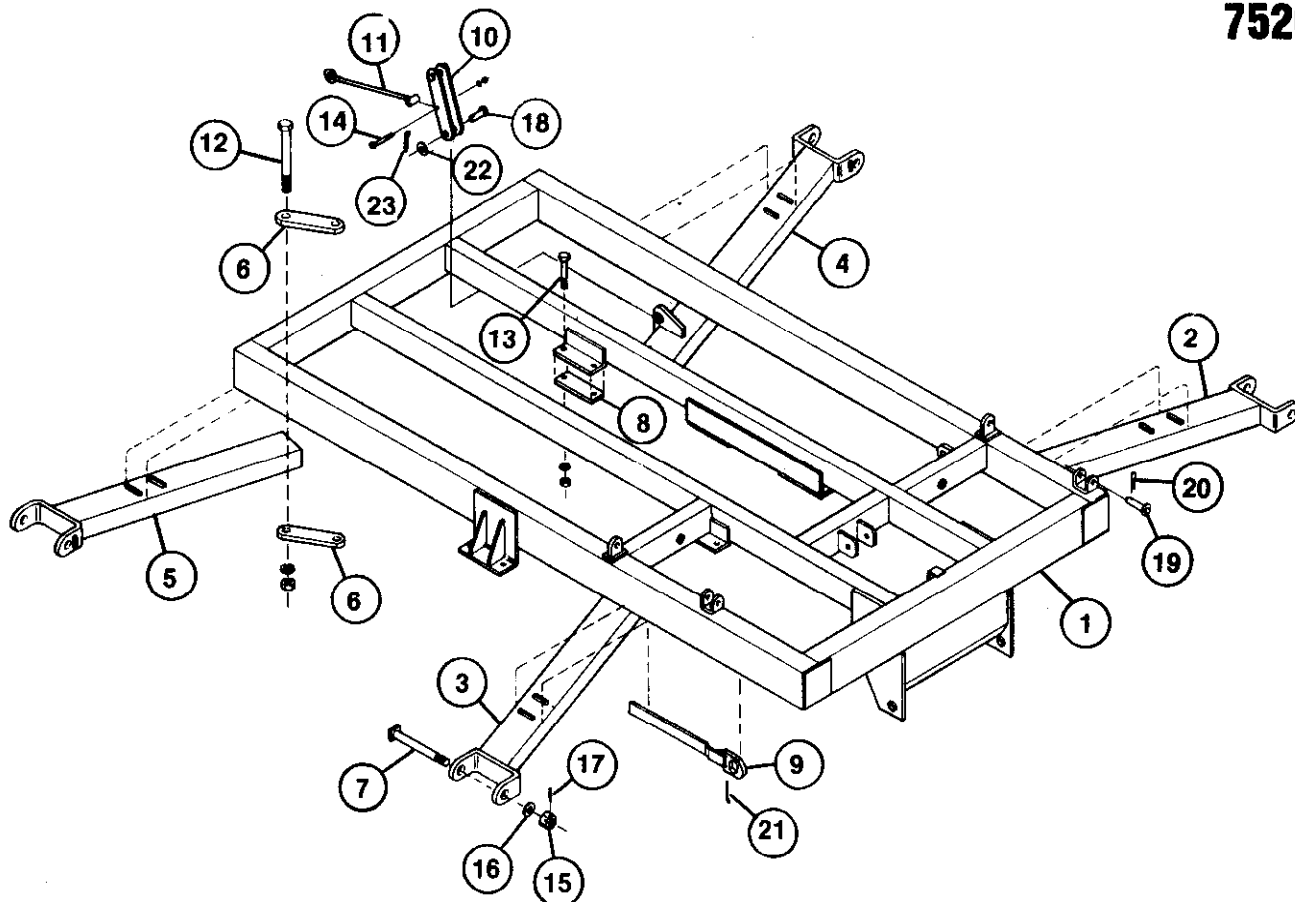
HITCH



★ NOTE:

The Safety Chain (#11) and Bracket (#5) are optional equipment. A larger bolt may be required when bracket is mounted to hitch.

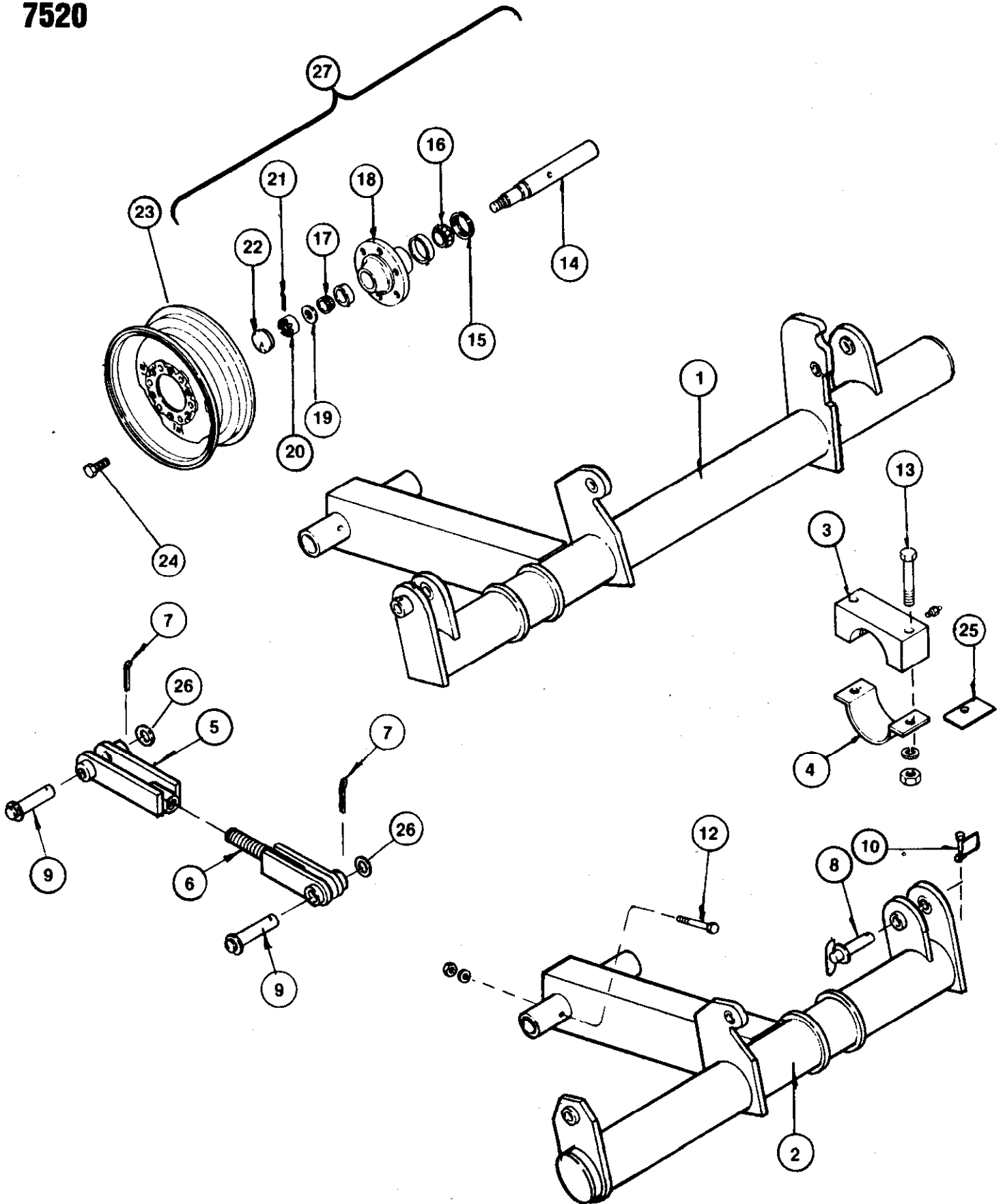
<u>REF. NO.</u>	<u>PART NO.</u>	<u>DESCRIPTION</u>
1	24465	Hitch
2	24448	Hitch Clevis
3	24328	Hose Carrier
4	24415	Jack
5	24491	Safety Chain Bracket
6	24334	Pin, 1-1/4" dia. x 4-3/8" long
7	24304	Bolt, 1-1/4" x 8" NC
8	88622	Nut, 1-1/4" HFN Jam Nut
9	88601	Cotter Pin, 1/4" x 2"
10	88602	Washer, 3" x 1-3/8" x 8 ga.
11	24456	Safety Chain with Hook and Latch
12	88303	Washer, Lock 1/2"
13	88104	Nut, 1/2" NC (non-lock)
..	24019	Optional Safety Chain Kit (consists of Bracket #24491 and Safety Chain #24456)

CENTER FRAME**7510**
7520

<u>REF. NO.</u>	<u>PART NO.</u>	<u>DESCRIPTION</u>
1	24372	Center Frame
2	24009	Left Front Gang Beam
3	24055	Right Front Gang Beam
4	24433	Left Rear Gang Beam
5	24108	Right Rear Gang Beam
6	24186	Outside Gang Beam Clamp Plate
7	24388	Hinge Pin, 1-1/2" x 13-3/4" long
8	24030	Inside Gang Beam Clamp Plate
9	24152	Gang Wrench
10	24151	Transport Lockout
11	24215	Transport Lockout Handle
12	88606	Bolt, 1" x 13" long NC
13	88600	Bolt, 3/4" x 6-1/2" long NC
14	88608	Bolt, 3/8" x 3" long
15	88614	1-1/2" Nut, Heavy Hex Slotted
16	88616	Washer, 1-1/2" flat
17	88605	Roll Pin, 5/16" x 2-1/4" long
18	24336	Pin, 1" dia. x 3-1/2" long
19	24346	Pin, 1" dia. x 4" long
20	88352	Spring, Clip, #6 Hair Pin
21	88603	Cotter Pin, 1/4" x 3" long
22	88196	1" Flat Washer
23	88601	Cotter Pin, 1/4" x 2" long

7510
7520

CENTER AXLES

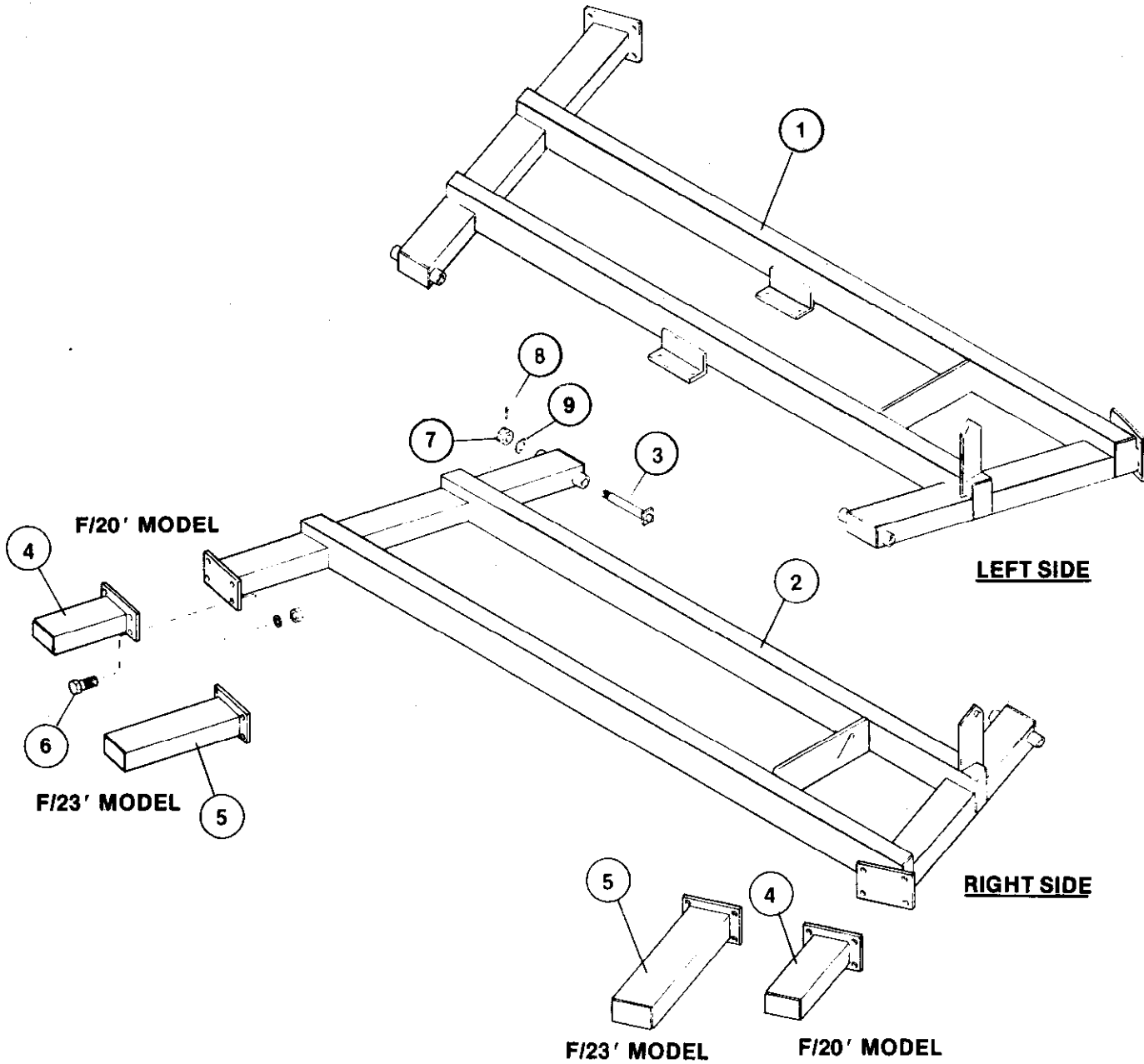


CENTER AXLES**7510
7520**

<u>REF. NO.</u>	<u>PART NO.</u>	<u>DESCRIPTION</u>
1	24303	Right Center Axle
2	24251	Left Center Axle
3	24076	Axle Bearing Casting for 5-1/2" dia. axle
4	24056	Axle Bearing Clamp for 5-1/2" dia. axle
5	24006	Swivel Connector
6	24053	Swivel Rod
7	88601	Cotter Pin, 1/4" x 2"
8	24157	Pin, 1" dia. with swivel handle
9	24337	Pin, 1" dia. x 4-3/8" long
10	24212	Pin, snapper, 1/4" dia.
12	88206	Bolt, 3/8" x 3-1/2" long NC
13	88600	Bolt, 3/4" x 6-1/2" long NC (grade #5)
14	* 24179	Spindle, 2" x 12-15/16" long
15	* 14247	Seal - grease
16	* 14248	Inside Bearing Cone (LM501349)
17	* 10345	Outside Bearing Cone (LM67048)
18	* 24097	Hub Casting with Cups and Grease Zerk
--	* 14249	Inside Bearing Cup (LM501310)
--	* 10344	Outside Bearing Cup (LM67010)
19	* 24221	Washer, 2" O.D. x 7/8" I.D. flat
20	* 24222	Castle Nut 7/8"
21	* 88607	Cotter Pin, 5/32" x 1-1/4"
22	* 11381	Dust Cap
23	24299	Wheel Rim, 15" x 8" wide, 6 bolt
24	* 24385	Wheel Bolt, 1/2"
25	24079	Thin, Bearing Shim
25	24132	Thick, Bearing Shim
26	88196	1" Flat Washer
27	24162	2" Spindle and Hub Assembly (consists of all parts marked by an asterisk)

7510
7520

WING FRAMES



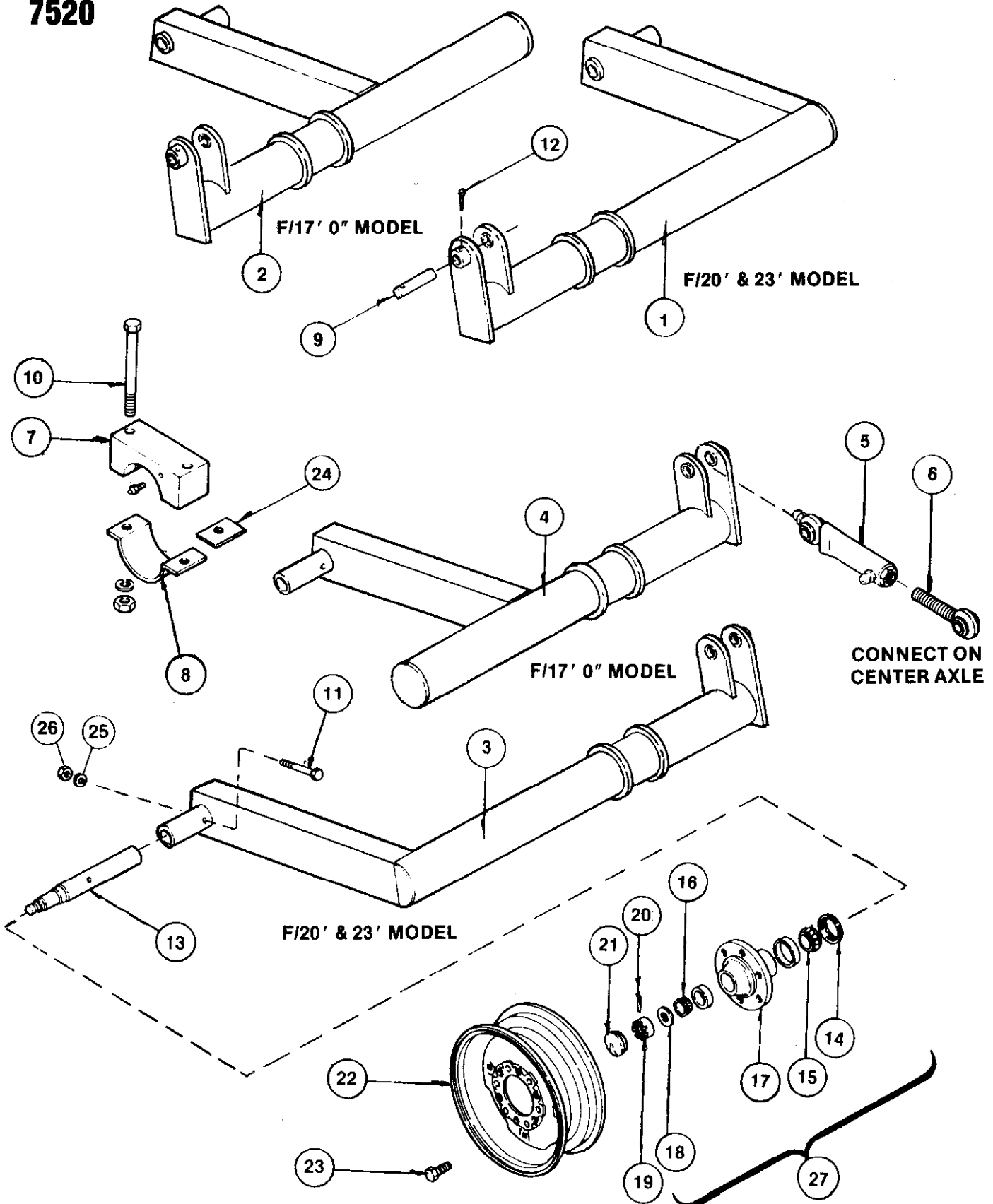
WING FRAMES**7510
7520**

<u>REF. NO.</u>	<u>PART NO.</u>	<u>DESCRIPTION</u>
1	24034	Left Wing Frame (17' 0" Model)*
1	24330	Left Wing Frame (20' 0" & 23' 0" Models)*
2	24035	Right Wing Frame (17' 0" Model)*
2	24287	Right Wing Frame (20' 0" & 23' 0" Models)*
3	24388	Wing Hinge Pin, 1-1/2" x 13-3/4" long
4	24163	15" long Wing Extension (used on 20' 0" only)
5	24248	34" long Wing Extension (used on 23' 0" only)
6	88604	Bolt, 3/4" x 2" NC (grade #5)
7	88614	1-1/2" Nut, Hex Heavy Slotted
8	88605	Roll Pin, 5/16" x 2-1/4" long
9	88616	Washer 1-1/2" Flat

***NOTE:** On 17' 0" models, wing extensions are not required. On 21' 0" and 23' 0" models, wing extensions are required for proper gang beam lengths.

7510
7520

WING AXLES

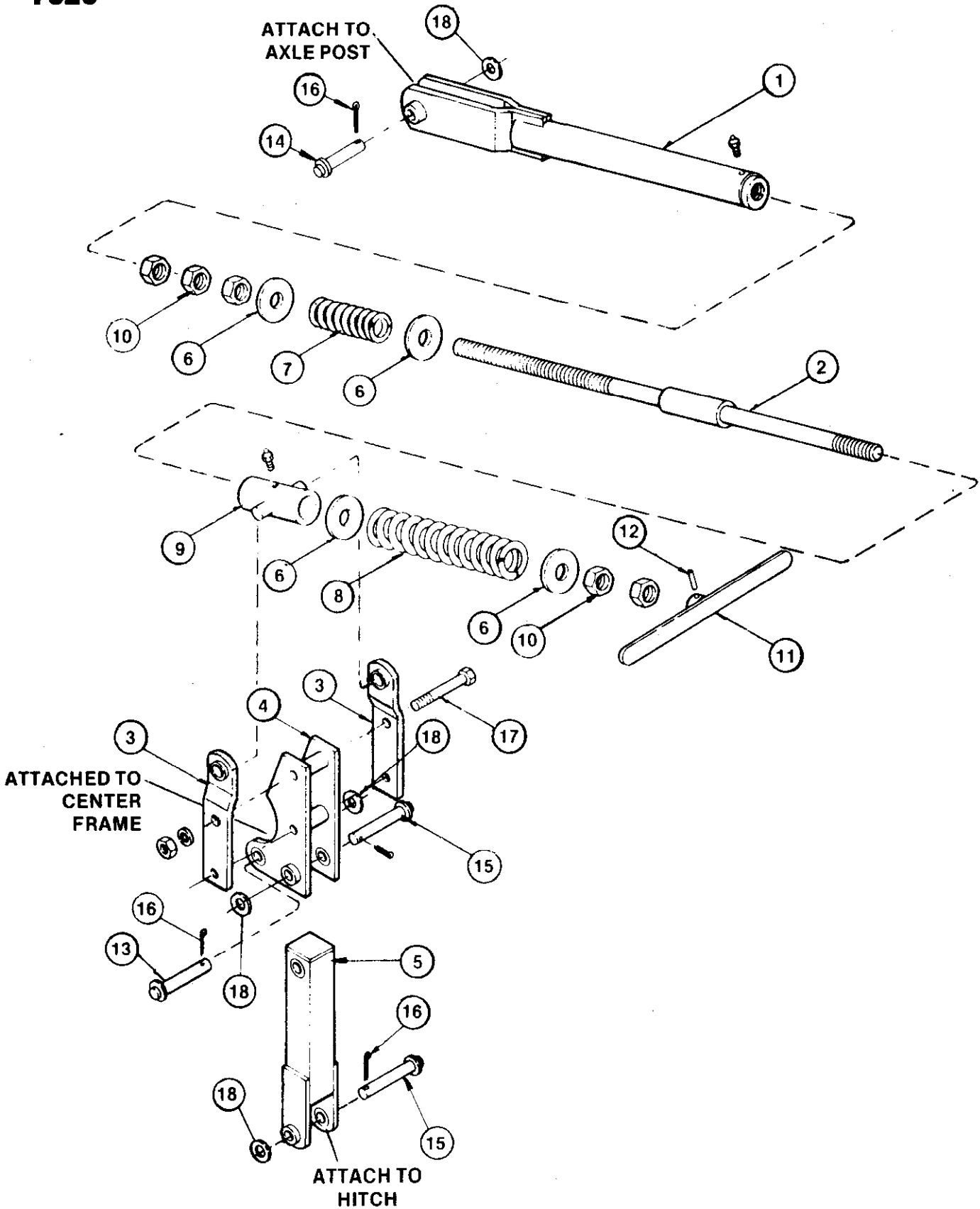


WING AXLES**7510
7520**

<u>REF. NO.</u>	<u>PART NO.</u>	<u>DESCRIPTION</u>
1	24279	Left Wing Axle for 20' 0" and 23' 0" models
2	24066	Left Wing Axle for 17' 0" models
3	24213	Right Wing Axle for 20' 0" and 23' 0" models
4	24012	Right Wing Axle for 17' 0" models
5	24252	Wing Swivel Connector
6	24185	Swivel Connector Rod
7	24025	Axle Bearing Casting for 4-1/2" dia. axle
8	24131	Axle Bearing Clamp
9	24101	Pin (headless) 1" dia. x 4-3/4" long
10	88293	Bolt, 3/4" x 6" long NC (grade #5)
11	88608	Bolt, 3/8" x 3" long NC
12	88488	Bolt, 5/16" x 2-1/4" long NC
13	*24105	Spindle, 1-3/4" x 12-1/8" long
14	*24384	Seal - grease
15	*24457	Inside Bearing Cone (LM48548)
16	*10345	Outside Bearing Cone (LM67048)
17	*24298	Hub Casting with Cup and Grease Zerk
--	*24405	Inside Bearing Cup (LM48510)
--	*10344	Outside Bearing Cup (LM67010)
18	*24221	Washer, 2" O.D. x 7/8" I.D. flat
19	*24222	Castle Nut, 7/8"
20	*88607	Cotter Pin, 5/32" x 1-1/4"
21	*11381	Dust Cap
22	24299	Wheel Rim 15" x 8" wide, 6 bolt
23	*24385	Wheel Bolt, 1/2"
24	24079	Thin, Bearing Shim
24	24132	Thick, Bearing Shim
25	88362	Washer, Lock, 3/8"
26	88103	Nut, 3/8" NC (non-lock)
27	24283	1-3/4" Spindle and Hub Assembly (Consists of all parts marked by an asterisk)

7510
7520

LEVELING LINKAGE



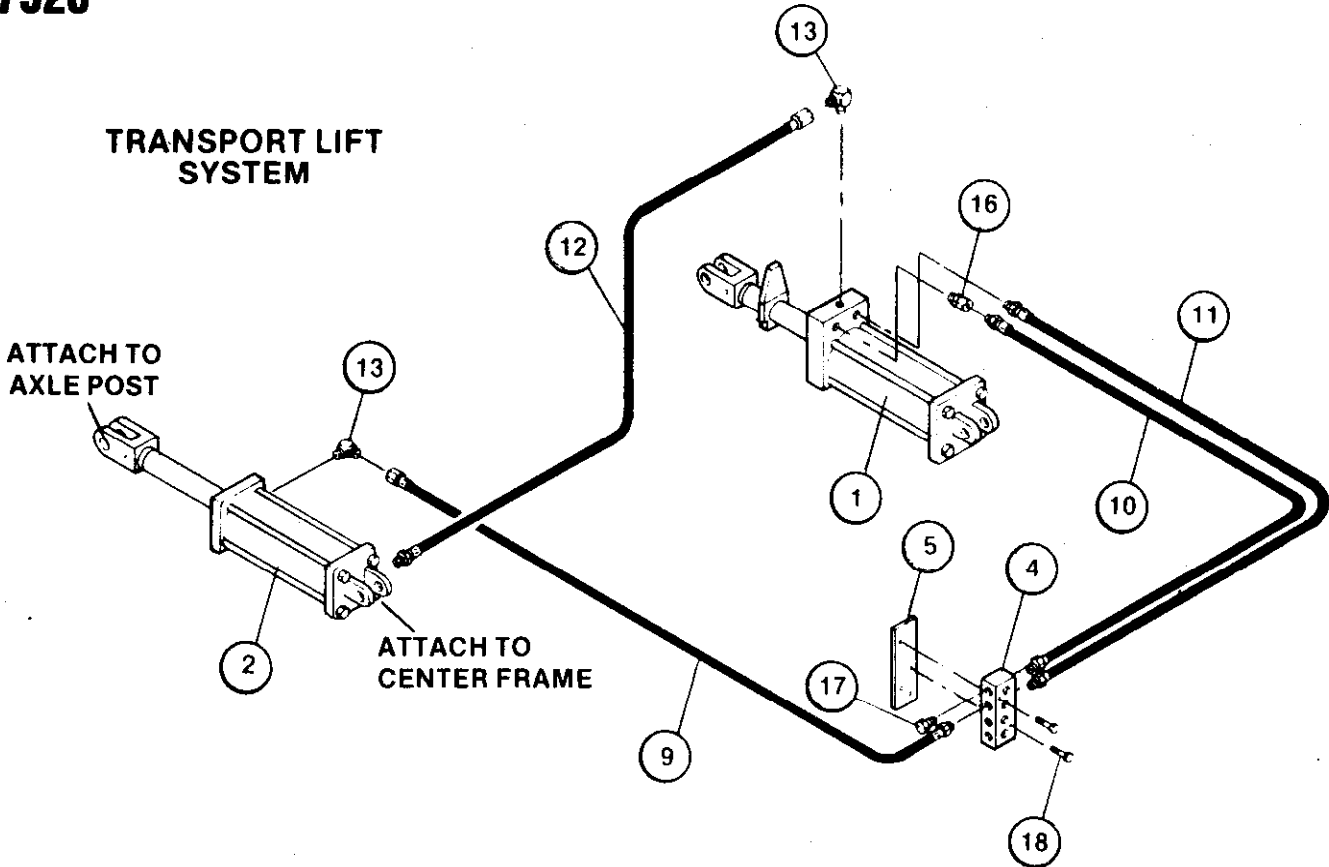
LEVELING LINKAGE**7510**
7520

<u>REF. NO.</u>	<u>PART NO.</u>	<u>DESCRIPTION</u>
1	* 24253	Leveling Adjustment Tube
2	* 24020	1-1/2" Leveling Screw and Tube
3	24130	Trunion Strap
4	24007	Leveling Pivot Plate
5	24106	Leveling Connector
6	* 24438	Spring Stop
7	* 24249	Leveling Screw Spring #2
8	* 24250	Leveling Screw Spring #1
9	* 24070	Trunion
10	* 88623	Nut, Jam 1-1/2"
11	* 24404	Leveling Screw Handle
12	* 88605	Pin, Roll 5/16" x 2-1/4"
13	24514	Pin, 1" dia. x 6-3/4" long
14	* 24337	Pin, 1" dia. x 4-3/8" long (yellow color)
15	24343	Pin, 1" dia. x 6-3/8" long
16	* 88601	Cotter Pin, 1/4" x 2"
17	88293	Bolt, 3/4" x 6" NC (grade #5)
18	88196	Flat Washer 1"
-	24254	Leveling Screw Assembly Bundle (Consists of all parts marked by asterisk)

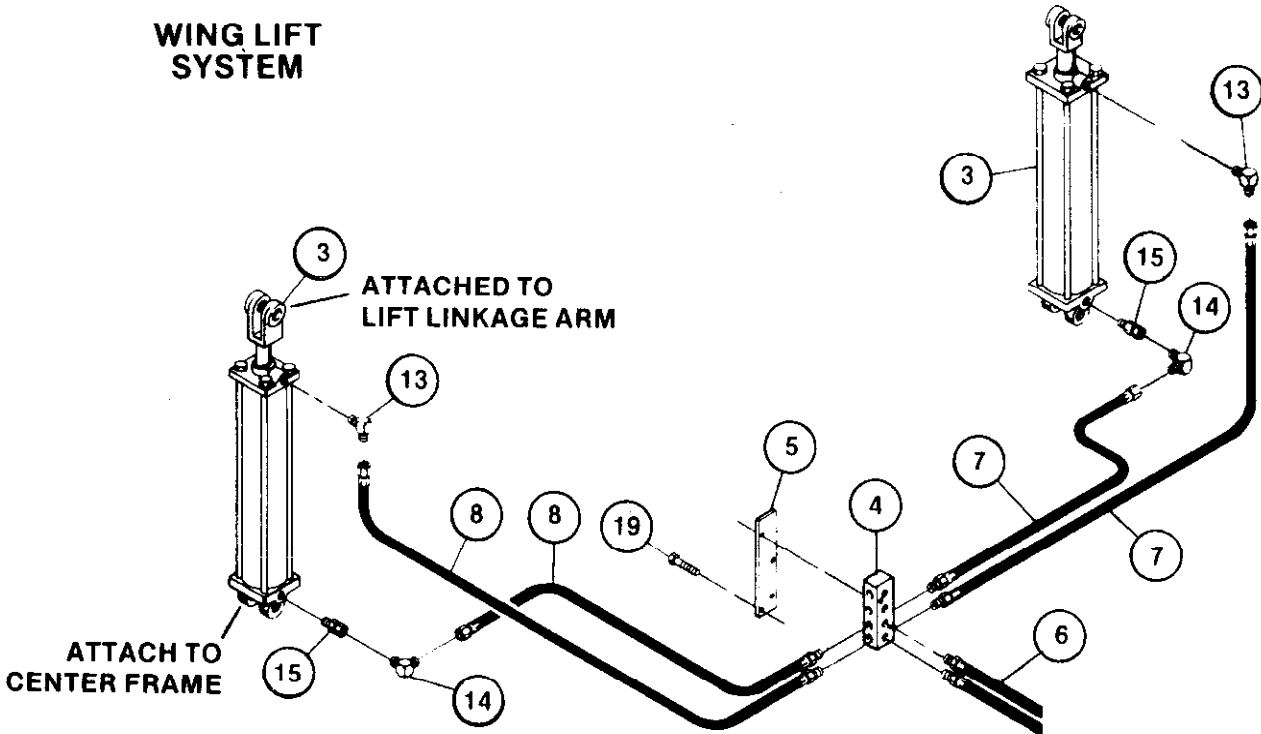
7510
7520

HYDRAULIC CYLINDER & COMPONENTS

TRANSPORT LIFT SYSTEM



WING LIFT SYSTEM



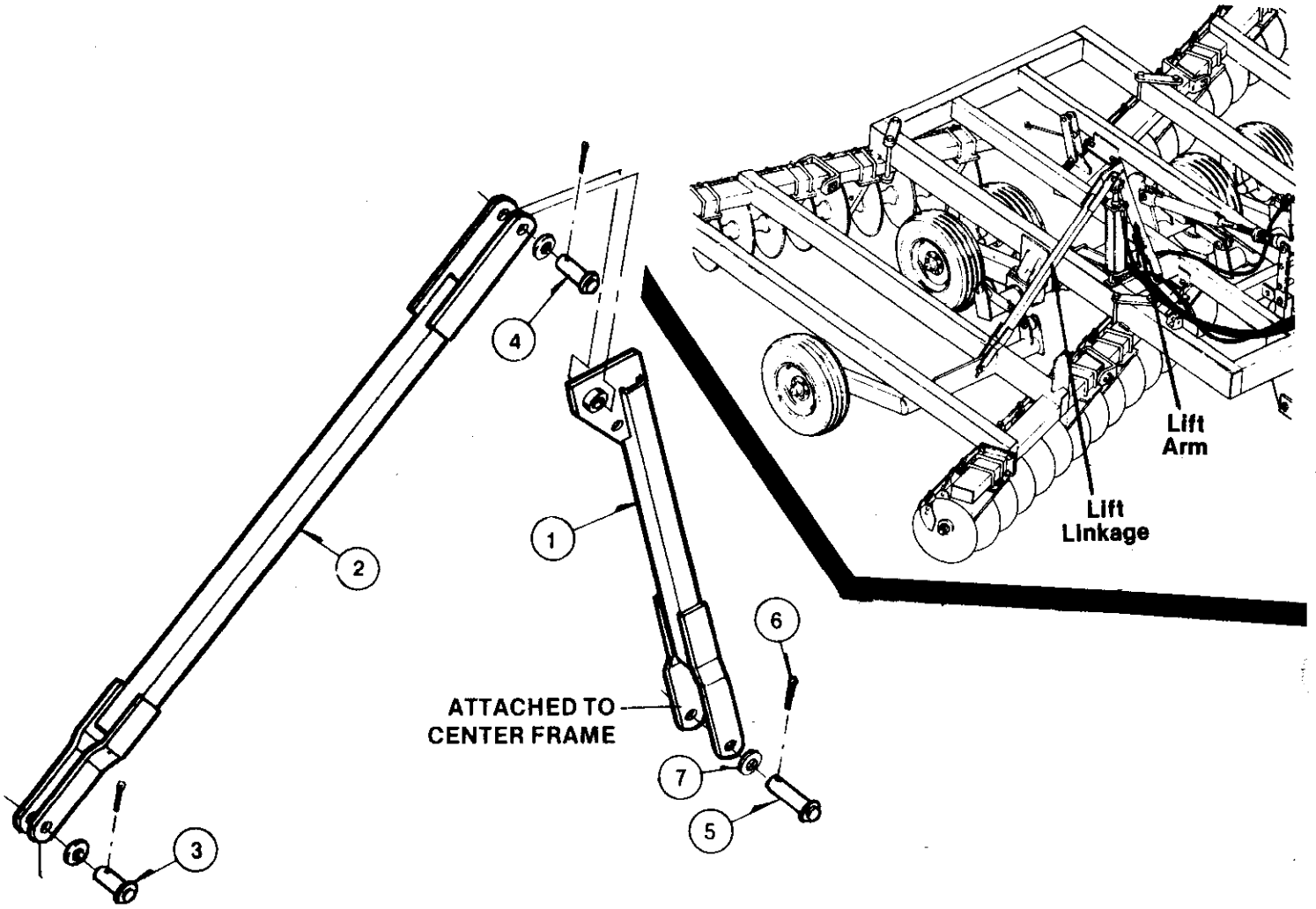
HYDRAULIC CYLINDER & COMPONENTS**7510
7520**

<u>REF. NO.</u>	<u>PART NO.</u>	<u>DESCRIPTION</u>
1	24027	Hydraulic Cylinder 4" bore x 8" stroke with 1-1/2" dia. shaft, internal depth control system and 3/4-16 S.A.E. (#8) ports
2	24296	Hydraulic Cylinder 4" bore x 8" stroke with 1-1/2" dia. shaft, and 3/4-16 S.A.E. (#8) ports
3	24393	Hydraulic Cylinder 3-1/2" bore x 16 stroke with 1-1/2" dia. shaft and 3/4-16 S.A.E. (#8) ports
	For 17' & 20' Models	
3	24376	Hydraulic Cylinder 4" bore x 16" stroke with 1-3/4" diameter shaft and 3/4-16 S.A.E. (#8) ports (substitute cylinder 24535)
	For 23' Models	
4	24135	Hydraulic Manifold Block
5	24081	Manifold Mounting Bracket
6	24039	Hydraulic Hose - 1/2" x 10' long
7	24394	Hydraulic Hose - 3/8" x 4' 6" long
8	24126	Hydraulic Hose - 3/8" x 5' 6" long
9	24182	Hydraulic Hose - 3/8" x 7' 0" long
10	24410	Hydraulic Hose - 3/8" x 5' 6" long
11	24455	Hydraulic Hose - 3/8" x 5' 6" long
12	24309	Hydraulic Hose - 3/8" x 5' 1" long
13	24104	Hydraulic Fitting 90° Elbow
14	24075	Hydraulic Fitting 90° Elbow
15	24348	Hydraulic Fitting - Flow Restrictor 1/16"
16	24391	Hydraulic Fitting - Flow Restrictor 3/16"
17	24483	Hydraulic Fitting, Plug
18	88157	Bolt, 3/8" x 1" long
19	88389	Bolt, 3/8" x 2-1/4" long

*Parts breakdown for the hydraulic cylinders can be found between pages 88 & 97.

7510
7520

FOLDING LINKAGE



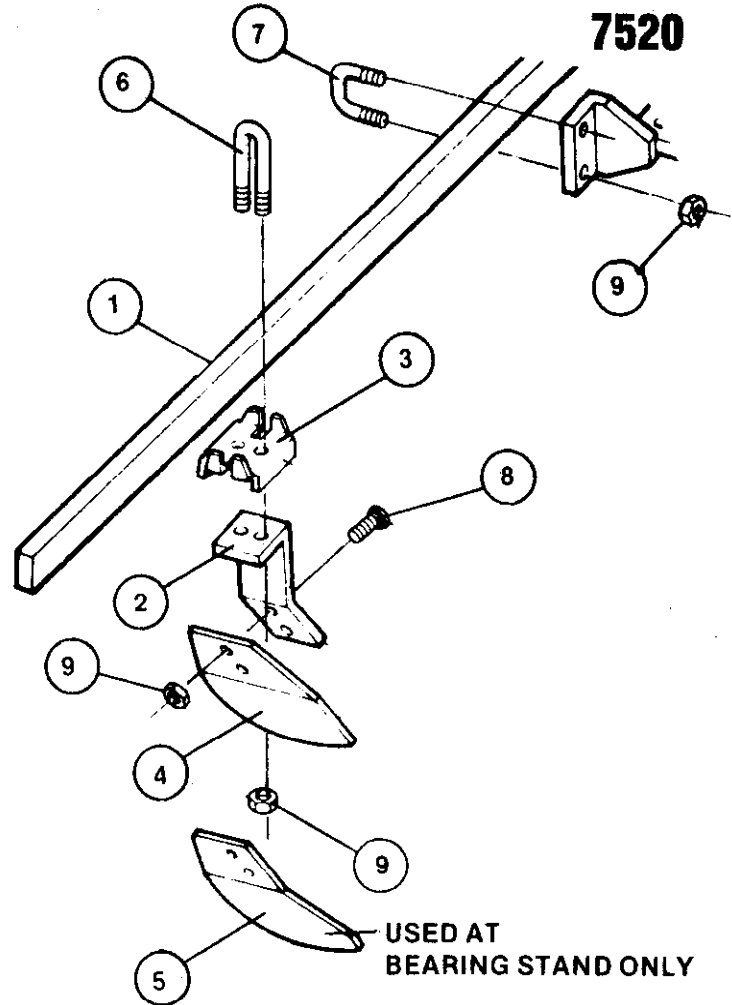
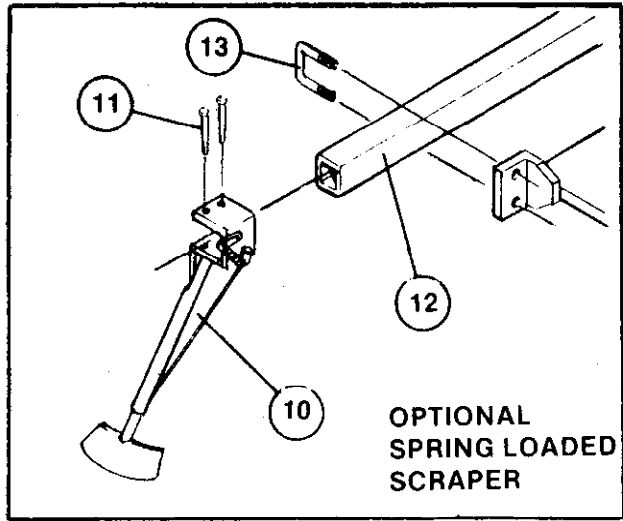
ATTACHED TO
WING FRAME

ATTACHED TO
CENTER FRAME

<u>REF. NO.</u>	<u>PART NO.</u>	<u>DESCRIPTION</u>
1	24043	Wing Lift Arm
2	24100	Wing Lift Linkage
3	24347	Pin, 1" dia. x 3" long
4	24346	Pin, 1" dia. x 4" long
5	24339	Pin, 1" x 6" long
6	88601	Cotter Pin, 1/4" x 2"
7	88196	Washer, 1" flat

GANG COMPONENTS

7510
7520



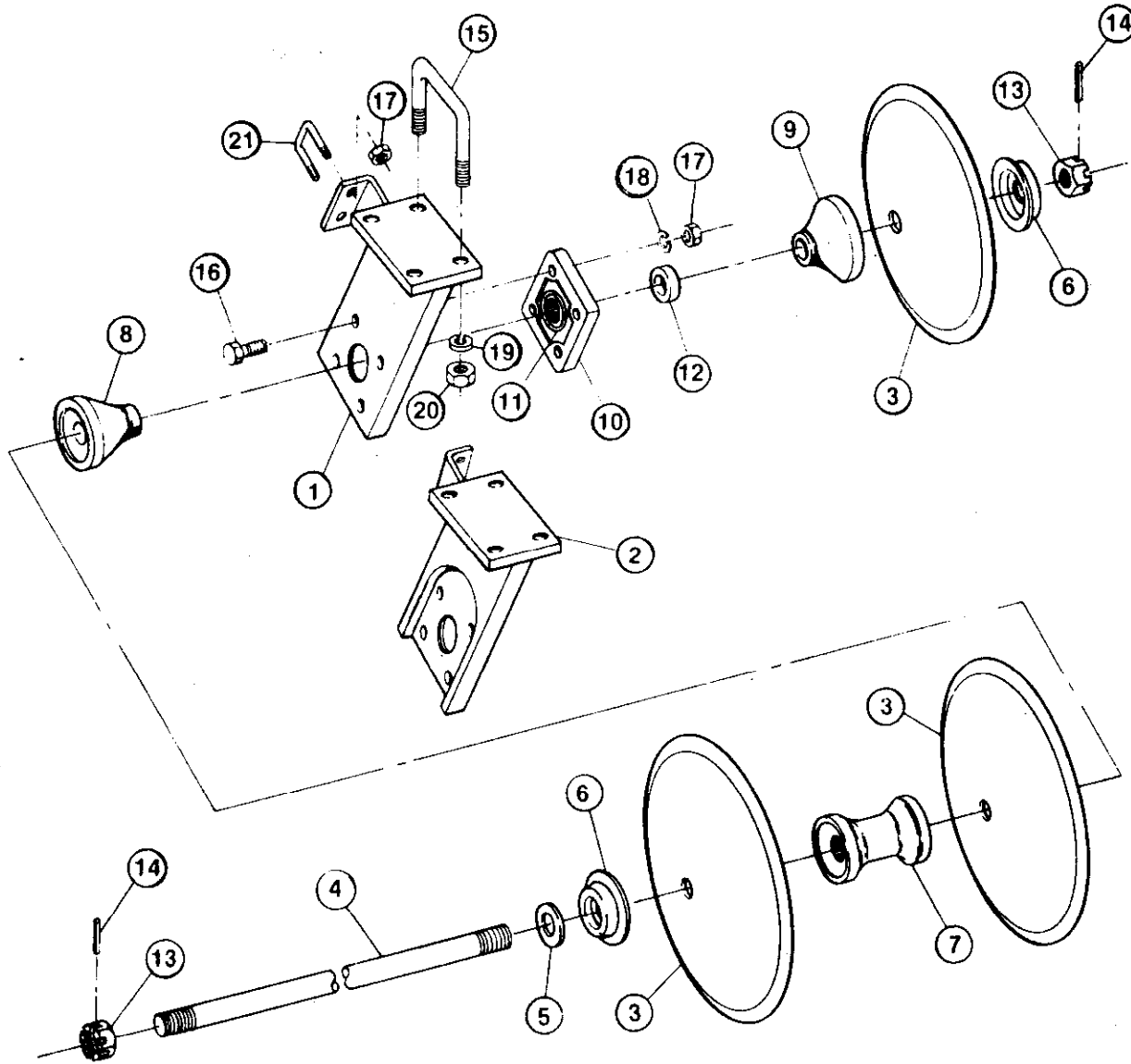
REF. NO.	PART NO.	DESCRIPTION
1	24507	Scraper Bar, 45" long for Rear Center Gang of all 7510 and Front Wing of 17' 0"
1	24408	Scraper Bar, 63" long for Front Center Gang of all 7510 and Front Wing of 20' 0"
1	24276	Scraper Bar, 73" long for Rear Wing of 17' 0"
1	24208	Scraper Bar, 82" long for Front Wing of 23' 0"
1	24223	Scraper Bar, 90" long for Rear Wing of 20' 0"
1	24516	Scraper Bar, 109" long for Rear Wing of 23' 0"
2	24247	Scraper Arm
3	24300	Scraper Arm Clip
4	24301	Scraper Blade
5	24302	Scraper Blade (for bearing stand)
6	24329	1/2" U-bolt for Scraper Arm Clip
7	24217	1/2" U-bolt for Scraper Bar
8	88445	Bolt, 1/2" x 1-1/2" long, Carriage
9	88621	Lock Nut, 1/2" (Nylon)
OPTIONAL SPRING LOADED SCRAPER		
10	25698	"Walker" Spring Loaded Scraper
11	88608	Bolt, 3/8" x 3" HHCS
12	*25734	Special Scraper Bar (2" x 2" Sq. Tubing) 45" long
12	*25736	Special Scraper Bar (2" x 2" Sq. Tubing) 63" long
12	*25757	Special Scraper Bar (2" x 2" Sq. Tubing) 73" long
12	*25738	Special Scraper Bar (2" x 2" Sq. Tubing) 82" long
12	*25739	Special Scraper Bar (2" x 2" Sq. Tubing) 90" long
12	*25742	Special Scraper Bar (2" x 2" Sq. Tubing) 109-1/2" long
13	25690	U-bolt, 1/2" dia. x 2-1/8" spread w/3-1/4" long legs

*NOTE: A special scraper bar is required to mount spring loaded scrapers.

7510

FRONT GANGS

Square Gang Shaft Components with Cast Iron Flange Bearing



FRONT GANGS

Round Gang Shaft Components with Cast Iron Flange Bearing

7510

<u>REF. NO.</u>	<u>PART NO.</u>	<u>DESCRIPTION</u>
1	24127	Bearing Stand for Front Left Gang
2	24180	Bearing Stand for Front Right Gang
3	24458	18" Blade - Smooth x .197 x 1.75 concave
3	24509	18" Blade - Notched x .197 x 1.75 concave
3	24209	20" Blade - Smooth x .25 x 2.0 concave
3	24460	20" Blade - Notched x .25 x 2.0 concave
3	24121	22" Blade - Smooth x 7 ga. x 2.5 concave
3	24072	22" Blade - Notched x 7 ga. x 2.5 concave
3	24154	22" Blade - Smooth x .25 x 2.5 concave
3	24277	22" Blade - Notched x .25 x 2.5 concave
3	24128	24" Blade - Smooth x 6 ga. x 3" concave
3	24181	24" Blade - Notched x 6 ga. x 3" concave
3	24324	24" Blade - Smooth x .25 x 3" concave
4	24371	24" Blade - Notched x .25 x 3" concave
4	*24502	43-1/4" Gang Shaft for 17' 0" Front Wing
4	*24494	61-1/4" Gang Shaft for 20' 0" Front Wing
4	*24501	61-1/4" Gang Shaft for 17' 0", 20' 0" and 23' 0" Front Center
4	*24074	79-1/2" Gang Shaft for 23' 0" Front Wing
5	88610	1-9/16" I.D. x 3" O.D. x 1/4" Gang Washer
6	24190	Spring Gang Spool End Washer
7	24482	9" Gang Spool Casting
8	24122	Rear Bearing Spool Casting (long)
9	24069	Front Bearing Spool Casting (short)
10	24085	Gang Bearing in Cast Iron Flange
11	24386	1-3/4" Bearing Insert (can be ordered separately)
12	24511	Gang Bearing Bushing (1.75 O.D.)
13	88614	1-1/2" Nut, Hex Heavy Slotted
14	88605	Roll Pin, 5/16" x 2-1/4" long
15	24159	6" U-bolt, 7/8" dia.
16	88247	Bolt, 1/2" x 2" long NC
17	88104	Nut, 1/2" (non-lock)
18	88303	Lock Washer, 1/2"
19	88371	Nut, 7/8" (non-lock)
20	88341	Lock Washer, 7/8"
21	24217	U-bolt for scraper bar, 1/2"
22	88621	Locknut, 1/2" (nylon)

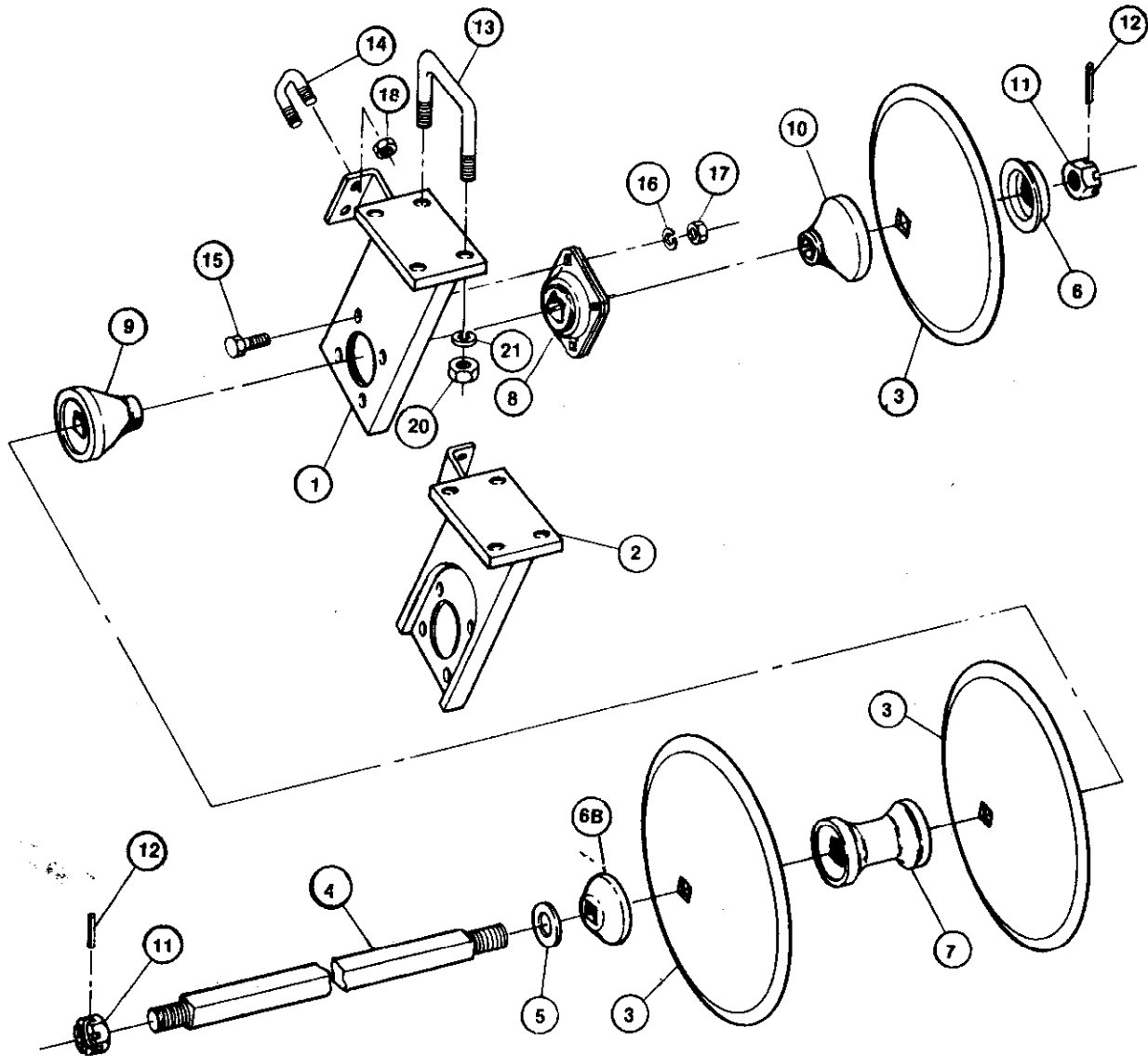
*Please specify if your machine has 1/4" thick blades. Slightly longer shafts are required for your machine.

NOTE: Pages 54 and 55 show gang shaft and scraper bar locations for 7510 Series D.O.T.

7520

FRONT GANGS

Square Gang Shaft Components with Flangette Bearing



NOTE: These Gang Components were used on machines after serial number 1091.

FRONT GANGS

Square Gang Shaft Components with Flangette Bearing

7520

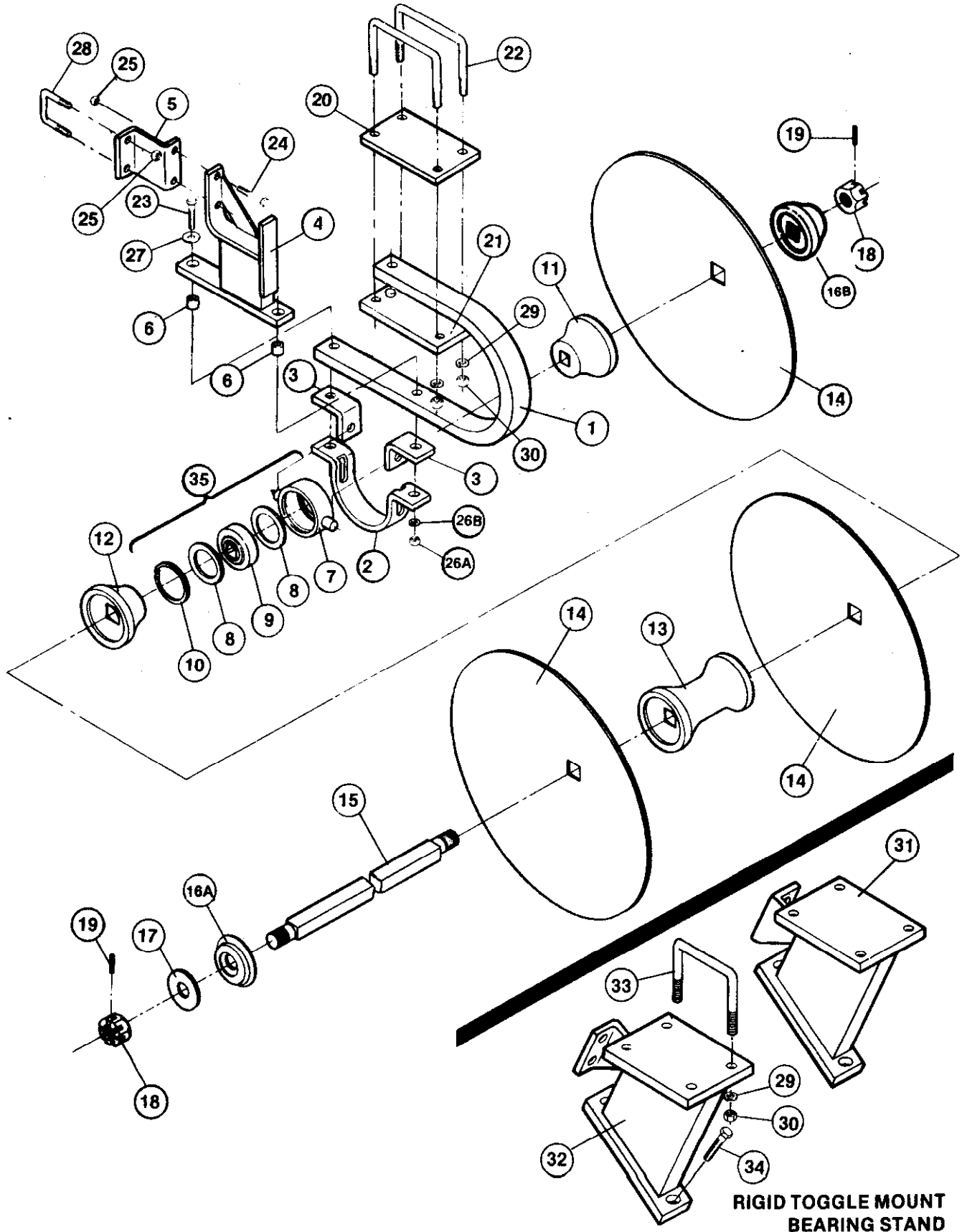
<u>REF. NO.</u>	<u>PART NO.</u>	<u>DESCRIPTION</u>
1	25763	Bearing Stand for Front Left Gang
2	25764	Bearing Stand for Front Right Gang
3	24160	18" Blade - Smooth x 6 ga. (.197) x 1.75 concave w/square hole
3	24219	18" Blade - Notched x 6 ga. (.197) x 1.75 concave w/square hole
3	24054	20" Blade - Smooth x .25 x 2.0 concave w/square hole
3	24107	20" Blade - Notched x .25 x 2.0 concave w/square hole
3	24278	22" Blade - Smooth x .25 x 2.5 concave w/square hole
3	24387	22" Blade - Notched x .25 x 2.5 concave w/square hole
3	24038	24" Blade - Smooth x .25 x 3.0 concave w/square hole
3	24325	24" Blade - Notched x .25 x 3.0 concave w/square hole
4	25718	44-1/2" 1-1/2" Square Gang Shaft for 17' 0" Front Wing
4	25720	62-1/2" 1-1/2" Square Gang Shaft for 20' 0" Front Wing
4	25720	62-1/2" 1-1/2" Square Gang Shaft for 17' 0", 20' 0" and 23' 0" Front Center
4	25722	80-3/4" 1-1/2" Square Gang Shaft for 23' 0" Front Wing
5	88610	1-9/16" I.D. x 3" O.D. x 1/4" Gang Washer
6A	24190	"Dura Tight" Spring End Gang Washer
6B	25710	End Cap Casting (2-1/4" long)
7	24447	9" Gang Spool Casting with Square Hole
8	25703	Flangette Gang Bearing, 1-1/2" Square Bore
9	24352	Short Bearing Spool
10	25701	Long Bearing Spool
11	88614	1-1/2" Nut, Hex Heavy Slotted
12	88605	Roll Pin, 5/16" x 2-1/4" long
13	24159	6" U-Bolt, 7/8" diameter
14	24217	1/2" U-Bolt for Scraper Bar
15	88445	Bolt - Carriage 1/2" x 1-1/2"
16	88303	Lockwasher, 1/2"
17	88104	Nut (Non-Lock) 1/2"
18	88621	Lock Nut, 1/2 (Nylon)
20	88371	Nut (Non-Lock) 7/8"
21	88341	Lockwasher, 7/8"

NOTE: Pages 54 and 55 show gang shaft and scraper bar locations for 7520 Series D.O.T.

7510
7520

FRONT GANGS

Square Gang Shaft Components with Toggle Bearing



RIGID TOGGLE MOUNT
BEARING STAND

FRONT GANGS

Square Gang Shaft Components with Toggle Bearing

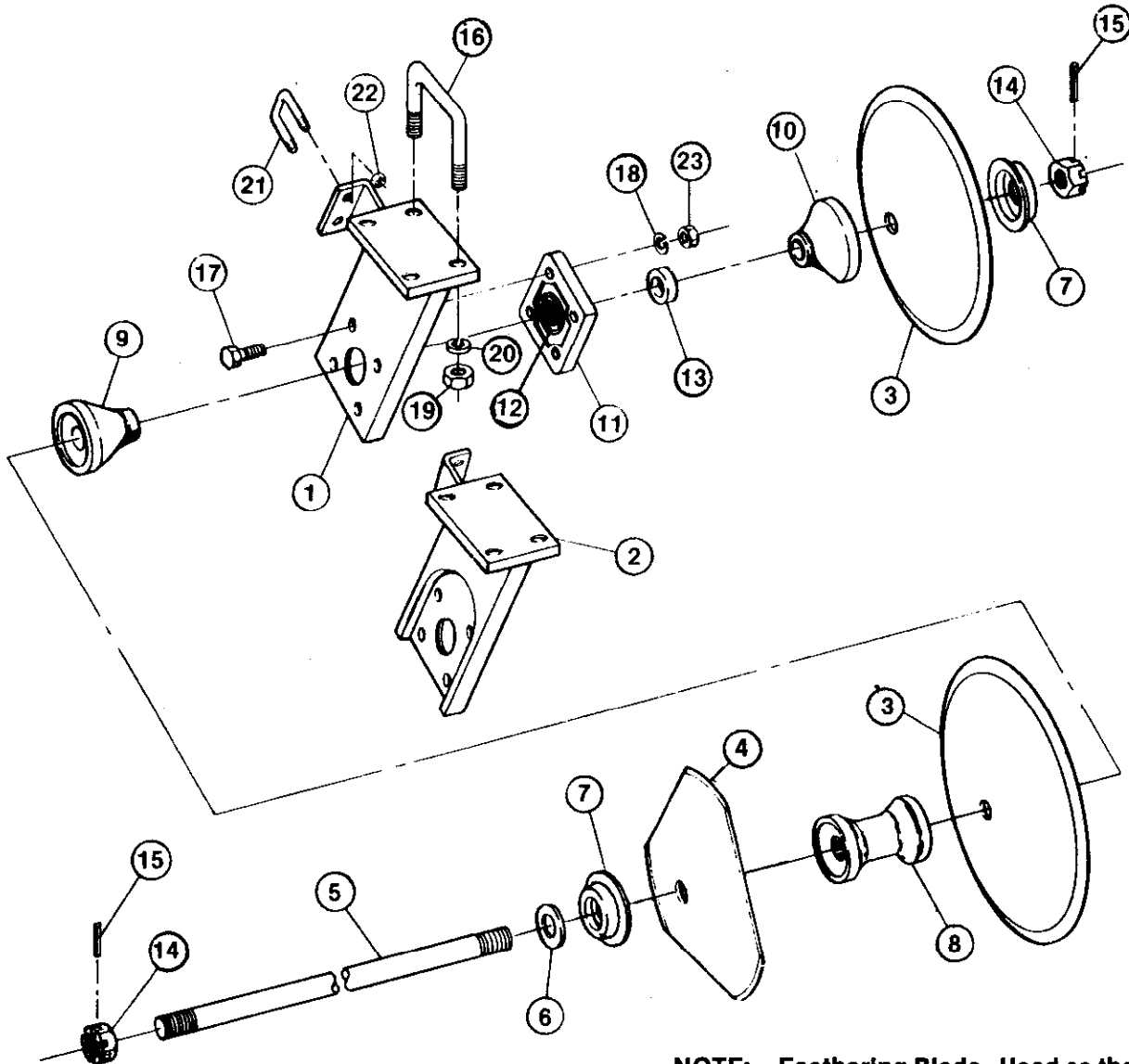
7510
7520

<u>REF. NO.</u>	<u>PART NO.</u>	<u>DESCRIPTION</u>
1	24520	Spring Shank Bearing Stand 9-1/2" hole mount spacing
1	24354	Spring Shank Bearing Stand - 10" hole mount spacing
2	24486	Bearing Clamp for 10" hole mounting spacing
2	24526	Bearing Clamp Bearing Stand 9-1/2" hole mount spacing
3	24527	Bearing Clamp Clip for 9-1/2" hole spacing
3	24487	Bearing Clamp Clip for 10" hole mounting spacing
4	24017	Scraper Bar Bracket Weldment for 9-1/2" hole spacing
4	24528	Scraper Bar Bracket Weldment for 10" hole spacing
5	24481	Scraper Bar Attachment Bracket
6	24359	Pivot Bushing (1" O.D. x 3/4" long)
7	24155	Toggle Bearing Casting
8	24008	Toggle Bearing Washer
9	24099	Toggle Bearing with square hole
10	24210	Toggle Bearing Retaining Ring
11	24351	Long Bearing Spool Casting
12	24352	Short Bearing Spool Casting
13	24447	9" Gang Spool Casting with square hole
14	24160	18" Blade - Smooth x 6 ga. (.197) x 1.75 concave w/square hole
14	24219	18" Blade - Notched x 6 ga. (.197) x 1.75 concave w/square hole
14	24054	20" Blade - Smooth x .25 x 2.0 concave w/square hole
14	24107	20" Blade - Notched x .25 x 2.0 concave w/square hole
14	24278	22" Blade - Smooth x .25 x 2.5 concave w/square hole
14	24387	22" Blade - Notched x .25 x 2.5 concave w/square hole
14	24038	24" Blade - Smooth x .25 x 3.0 concave w/square hole
14	24325	24" Blade - Notched x .25 x 3.0 concave w/square hole
15	24480	43-1/4" long Square Gang Shaft for 17' 0" Wing for 7510
15	24469	61-1/4" long Square Gang Shaft for 17' 0", 20' 0" and 23' 0" Center, and 20' 0" Wing for 7510
15	24473	79-1/2" long Square Gang Shaft for 23' 0" Wing for 7510
15	25718	44-1/2" long Square Gang Shaft for 17' 0" Front Wing for 7520
15	25720	62-1/2" long Square Gang Shaft for 17' 0", 20' 0" and 23' 0" Center, and 20' 0" Front Wing for 7520
15	25722	80-3/4" long Square Gang Shaft for 23' 0" Front Wing for 7520
16A	24190	Spring End Gang Washer
16B	25710	End Cap Casting (2-1/4" long)
17	88610	1-9/16" I.D. x 3" O.D. x 1/4" Gang Washer
18	88614	1-1/2" Nut, Hex Heavy Slotted
19	88605	Roll Pin, 5/16" x 2-1/4" long
20	24026	Top Clamp Plate
21	24123	Bottom Shank Saddle
22	24124	U-Bolt, 7/8" x 6-1/8" spread
23	25692	Bolt, 3/4" x 4-1/2" long
24	88247	Bolt, 1/2" x 2" long
25	88621	Lock Nut, 1/2" (Nylon)
26A	88611	Lock Nut, 3/4" (Nylon)
26B	88130	Lock Washer, 3/4"
27	88131	Flat Washer, 3/4"
28	24217	1/2" U-Bolt for Scraper Bar
29	88341	Lock Washer, 7/8"
30	88371	Nut (non-lock) 7/8"
RIGID TOGGLE MOUNT		
31	24523	Right Hand Toggle Mount Brg. Stand 9-1/2" hole mount spacing
32	24524	Left Hand Toggle Mount Brg. Stand 9-1/2" hole mount spacing
31	24268	Right Hand Toggle Mount Bearing Stand for 10" hole spacing
32	24525	Left Hand Toggle Mount Bearing Stand for 10" hole spacing
33	24159	6" U-Bolt, 7/8" diameter
34	88291	Bolt, 3/4" x 3" long
35	24306	Toggle Brg. & Casting Assembly(consists of Part No's 7, 8, 9 & 10)

Blades, shafts, bearings, bearing clamps and castings are the same that are used on spring shank gangs.

NOTE: Pages 54 and 55 show gang shaft and scraper bar locations for 7510 and 7520 Series D.O.T.

7510

REAR GANGS**Round Gang Shaft Components with Cast Iron Flange Bearing**

NOTE: Feathering Blade - Used as the outboard blade on rear Gangs ONLY.

REAR GANGS**7510****Square Gang Shaft Components with Cast Iron Flange Bearing**

<u>REF. NO.</u>	<u>PART NO.</u>	<u>DESCRIPTION</u>
1	24127	Bearing Stand for Rear Right Gang
2	24180	Bearing Stand for Rear Left Gang
3	24458	18" Blade - Smooth .197 x 1.75 Concave
3	24509	18" Blade - Notched x .197 x 1.75 Concave
3	24209	20" Blade - Smooth x .25 x 2.0 Concave
3	24460	20" Blade - Notched x .25 x 2.0 Concave
3	24121	22" Blade - Smooth x 7 ga. x 2.5 Concave
3	24072	22" Blade - Notched x 7 ga. x 2.5 Concave
3	24154	22" Blade - Smooth x .25 x 2.5 Concave
3	24277	22" Blade - Notched x .25 x 2.5 Concave
3	24128	24" Blade - Smooth x 6 ga. x 3" Concave
3	24181	24" Blade - Notched x 6 ga. x 3" Concave
3	24324	24" Blade - Smooth x .25 x 3" Concave
3	24371	24" Blade - Notched x .25 x 3" Concave
4	25713	16" Blade - 3 point feathering x 7 ga. x 1.58 Concave
4	25714	18" Blade - 3 point feathering x .197 x 1.75 Concave
5	24502	43-1/4" long Gang Shaft for 17' 0", 20' 0" and 23' 0" Rear Center
5	*24073	70-1/4" long Gang Shaft for 17' 0" Rear Wing
5	*24129	88-1/2" long Gang Shaft for 20' 0" Rear Wing
5	*24183	107-1/4" long Gang Shaft for 23' 0" Rear Wing
6	88610	1-9/16" I.D. x 3" O.D. x 1/4" Gang Washer
7	24190	Gang Spool End Washer
8	24482	9" Gang Spool Casting
9	24122	Rear Bearing Spool Casting (long)
10	24069	Front Bearing Spool Casting (short)
11	24085	Gang Bearing in Cast Iron Flange
12	24386	1-3/4" Bearing Insert (can be ordered separately)
13	24511	Gang Bearing Bushing (1.75" O.D.)
14	88614	1-1/2" Nut, Hex Heavy Slotted
15	88605	Roll Pin, 5/16" x 2-1/4" long
16	24159	6" U-bolt, 7/8" dia.
17	88247	Bolt, 1/2" x 2" long NC
18	88303	Lock Washer, 1/2"
19	88371	Nut, 7/8" (non-lock)
20	88341	Lock Washer, 7/8"
21	24217	U-Bolt for scraper bar, 1/2"
22	88621	Locknut, 1/2" (Nylon)
23	88104	Nut, 1/2" (non-lock)

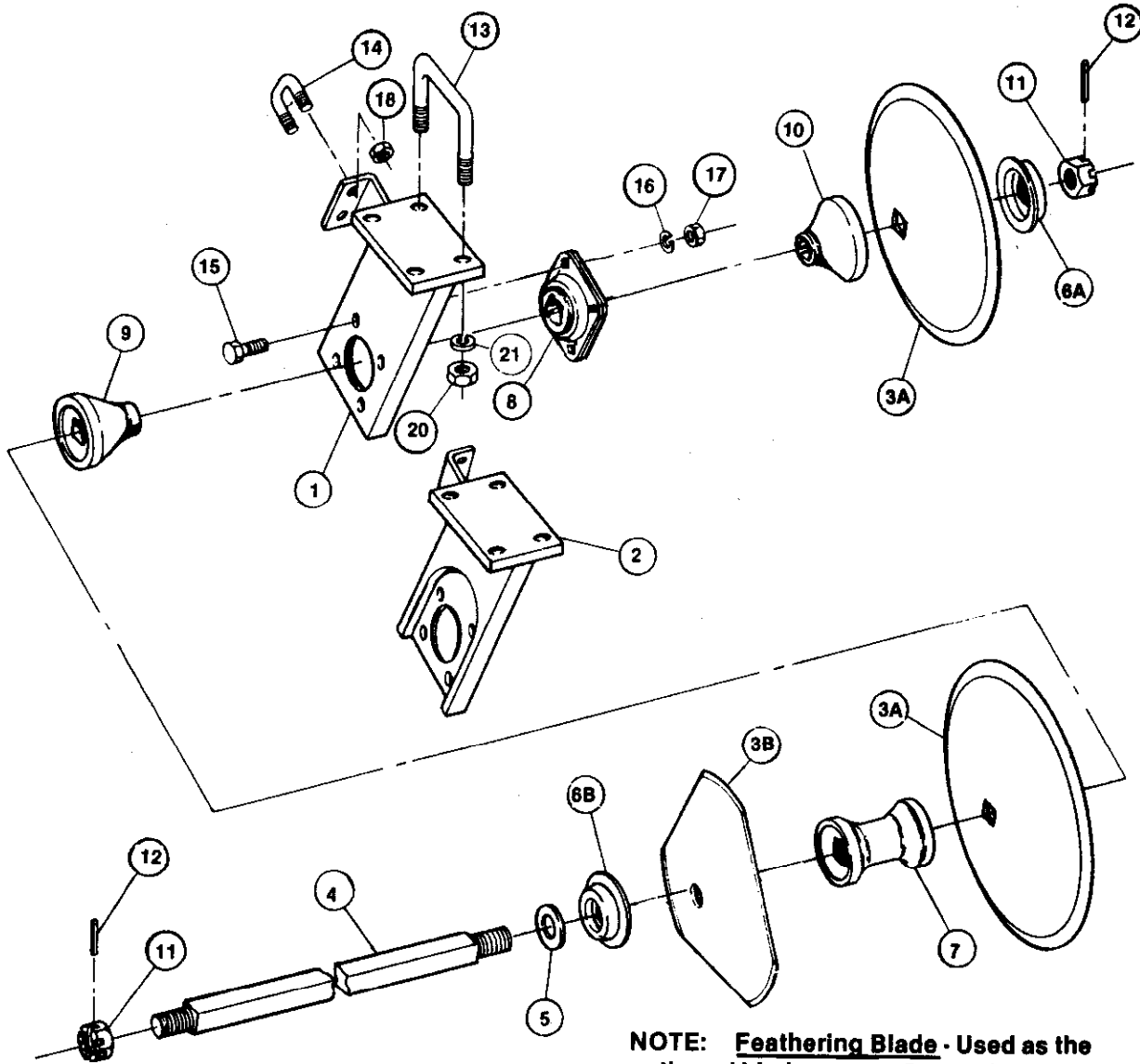
*Please specify if your machine has 1/4" thick blades. Slightly longer shafts are required for your machine

NOTE: Pages 54 and 55 show gang shaft and scraper bar locations for 7510 Series D.O.T.

7520

REAR GANGS

Square Gang Shaft Components with Flangette Bearing



NOTE: Feathering Blade - Used as the outboard blade on rear Gangs ONLY.

NOTE: These Gang Components were used on machines after Serial Numbers 1091.

REAR GANG**7520****Square Gang Shaft Components with Flangette Bearing**

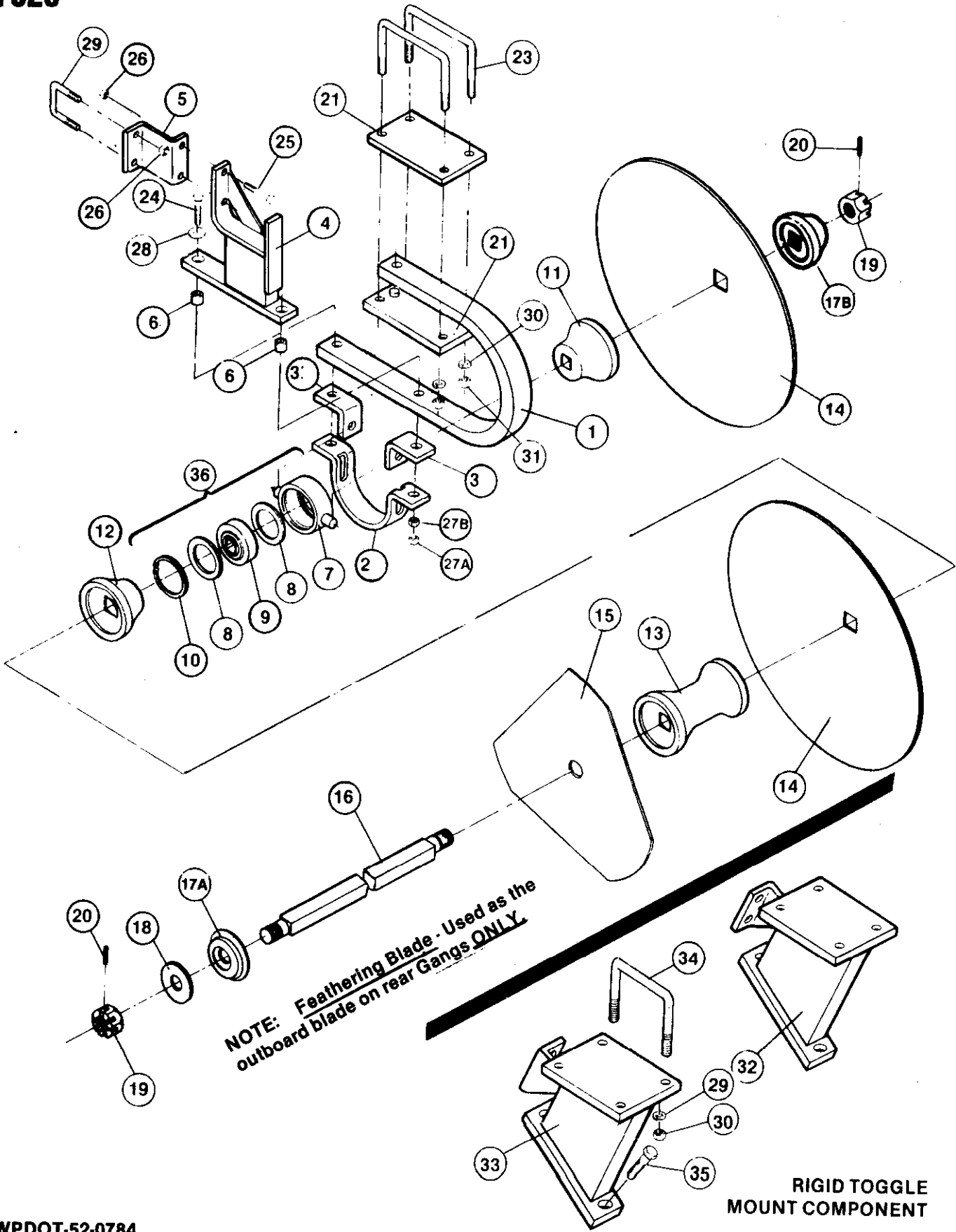
<u>REF. NO.</u>	<u>PART NO.</u>	<u>DESCRIPTION</u>
1	25763	Bearing Stand for Rear Right Gang
2	25764	Bearing Stand for Rear Left Gang
3A	24160	18" Blade - Smooth x 6 ga. (.197) x 1.75 Concave w/square hole
3A	24219	18" Blade - Notched x 6 ga. (.197) x 1.75 Concave w/square hole
3A	24054	20" Blade - Smooth x .25 x 2.0 Concave w/square hole
3A	24107	20" Blade - Notched x .25 x 2.0 Concave w/square hole
3A	24278	22" Blade - Smooth x .25 x 2.5 Concave w/square hole
3A	24387	22" Blade - Notched x .25 x 2.5 Concave w/square hole
3A	24038	24" Blade - Smooth x .25 x 3.0 Concave w/square hole
3A	24325	24" Blade - Notched x .25 x 3.0 Concave w/square hole
3B	25713	16" Blade - 3 point feathering x 7 ga. x 1.58 Concave for Rear Wing Gang ONLY
3B	25714	18" Blade - 3 point feathering x .148 x 1.75 Concave for Rear Wing Gang ONLY
4	25718	44-1/2" 1-1/2" Square Gang Shaft for 17' 0", 20' 0" and 23' Center
4	25721	71-1/2" 1-1/2" Square Gang Shaft for 17' 0" Rear Wing
4	25724	89-3/4" long Square Gang Shaft for 20' 0" Rear Wing
4	25728	108-1/2" long Square Gang Shaft for 23' 0" Rear Wing
5	88610	1-9/16" I.D. x 3" O.D. x 1/4" Gang Washer
6A	24190	"Dura Tight" Spring End Gang Washer
6B	25710	End Cap Casting (2-1/4" long)
7	24447	9" Gang Spool Casting with Square Hole
8	25703	Flangette Gang Bearing, 1-1/2" Square Bore
9	24352	Short Bearing Spool
10	25701	Long Bearing Spool
11	88614	1-1/2" Nut, Hex Heavy Slotted
12	88605	Roll Pin, 5/16" x 2-1/4" long
13	24159	6" U-bolt, 7/8" diameter
14	24217	1/2" U-bolt for Scraper Bar
15	88445	Bolt - Carriage 1/2" x 1-1/2"
16	88303	Lockwasher, 1/2"
17	88104	Nut (Non-lock) 1/2"
18	88621	Lock Nut (Nylon)
19	88303	Lockwasher, 1/2"
20	88371	Nut (Non-lock) 7/8"
21	88341	Lockwasher, 7/8"

NOTE: Pages 54 and 55 show gang shaft and scraper bar locations for 7520 Series D.O.T.

7510
7520

REAR GANGS

Square Gang Shaft Components with Toggle Bearing



REAR GANG

Square Gang Shaft Components with Toggle Bearing

7510
7520

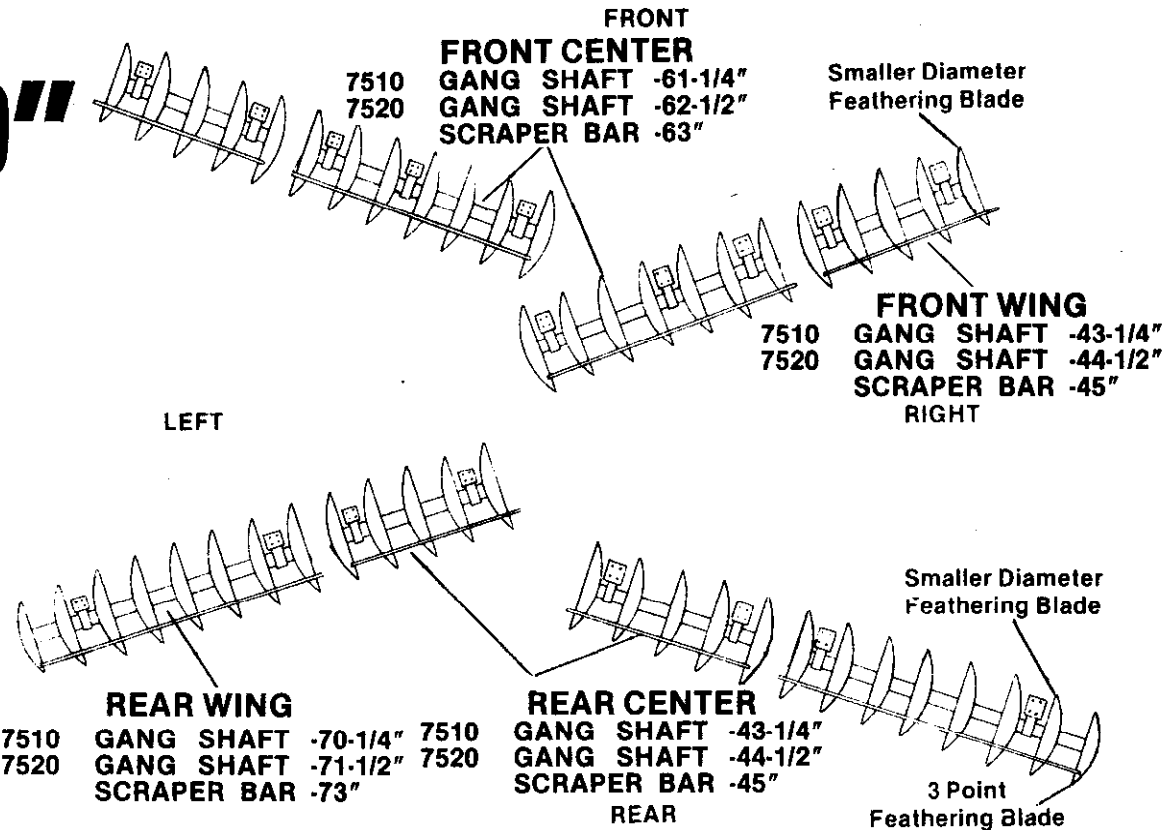
<u>REF. NO.</u>	<u>PART NO.</u>	<u>DESCRIPTION</u>
1	24520	Spring Shank Bearing Stand 9-1/2" hole mount spacing
1	24354	Spring Shank Bearing Stand 10" hole mount spacing
2	24486	Bearing Clamp for 10" hole mount spacing
2	24526	Bearing Clamp Stand 9-1/2" hole mount spacing
3	24527	Bearing Clamp Clip for 9-1/2" hole spacing
3	24487	Bearing Clamp Clip for 10" hole mount spacing
4	24017	Scraper Bar Bracket Weldment for 9-1/2" hole spacing
4	24528	Scraper Bar Bracket Weldment for 10" hole spacing
4	24481	Scraper Bar Attachment Bracket
6	24359	Pivot Bushing (1" O.D. x 3/4" long)
7	24155	Toggle Bearing Casting
8	24008	Toggle Bearing Washer
9	24099	Toggle Bearing with square hole
10	24210	Toggle Bearing Retaining Ring
11	24351	Long Bearing Spool Casting
12	24352	Short Bearing Spool Casting
13	24447	9" Gang Spool Casting with square hole
14	24160	18" Blade - Smooth x 6 ga. (.197) x 1.75 Concave w/square hole
14	24219	18" Blade - Notched x 6 ga. (.197) x 1.75 Concave w/square hole
14	24054	20" Blade - Smooth x .25 x 2.0 Concave w/square hole
14	24107	20" Blade - Notched x .25 x 2.0 Concave w/square hole
14	24278	22" Blade - Smooth x .25 x 2.5 Concave w/square hole
14	24387	22" Blade - Notched x .25 x 2.5 Concave w/square hole
14	24038	24" Blade - Smooth x .25 x 3.0 Concave w/square hole
14	24325	24" Blade - Notched x .25 x 3.0 Concave w/square hole
15	25713	16" Blade - 3 point feathering x 7 ga. x 1.58 Concave w/square hole
15	25714	18" Blade - 3 point feathering x .148 x 1.75 Concave w/square hole
16	24480	43-1/4" long Sq. Gang Shaft for 17' 0", 20' 0" and 23' 0" Center for 7510
16	24472	70-1/4" long Square Gang Shaft for 17' 0" Wing for 7510
16	24474	88-1/2" long Square Gang Shaft for 20' 0" Wing for 7510
16	24477	107-1/4" long Square Gang Shaft for 23' 0" Wing for 7510
16	25718	44-1/2" long Square Gang Shaft for 17' 0", 20' 0" and 23' 0" Rear Center for 7520
16	25721	71-1/2" long Square Gang Shaft for 17' 0" Rear Wing for 7520
16	25724	89-3/4" long Square Gang Shaft for 20' 0" Rear Wing for 7520
16	25728	108-1/2" long Square Gang Shaft for 23' 0" Rear Wing for 7520
17A	24190	Spring End Gang Washer
17B	25710	End Cap Casting (2-1/4" long)
18	88610	1-9/16" I.D. x 3" O.D. x 1/4" Gang Washer
19	88614	1-1/2" Nut, Heavy Slotted
20	88605	Roll Pin, 5/16" x 2-1/4" long
21	24026	Top Clamp Plate
22	24123	Bottom Bearing Shank Saddle
23	24124	U-Bolt, 7/8" x 6-1/8" spread
24	25692	Bolt, 3/4" x 4-1/2" long
25	88247	Bolt, 1/2" x 2" long
26	88621	Lock Nut, 1/2" (Nylon)
27A	88611	Lock Nut, 3/4" (Nylon)
27B	88130	Lock Washer, 3/4"
28	88131	Flat Washer, 3/4"
29	24217	1/2" U-bolt for Scraper Bar
30	88341	Lock Washer, 7/8"
31	88371	Nut (non-lock) 7/8"
RIGID TOGGLE MOUNT		
32	24523	Right Hand Toggle Mount Brg. Stand 9-1/2" hole mount spacing
32	24268	Right Hand Toggle Mount Brg. Stand 10" hole mount spacing
33	24524	Left Hand Toggle Mount Brg. Stand 9-1/2" hole mount spacing
33	24525	Left Hand Toggle Mount Brg. Stand 10" hole mount spacing
34	24159	6" U-bolt, 7/8" diameter
35	88291	Bolt, 3/4" x 3" long
36	24306	Toggle Brg. & Casting Assembly (Consists of Part No.'s 7, 8, 9&10)

Blades, shafts, bearings, bearing clamps and casting are the same that are used on spring shank gang.

NOTE: Pages 54 and 55 show gang shaft and scraper bar locations for 7510 and 7520 Series D.O.T.

7510
7520

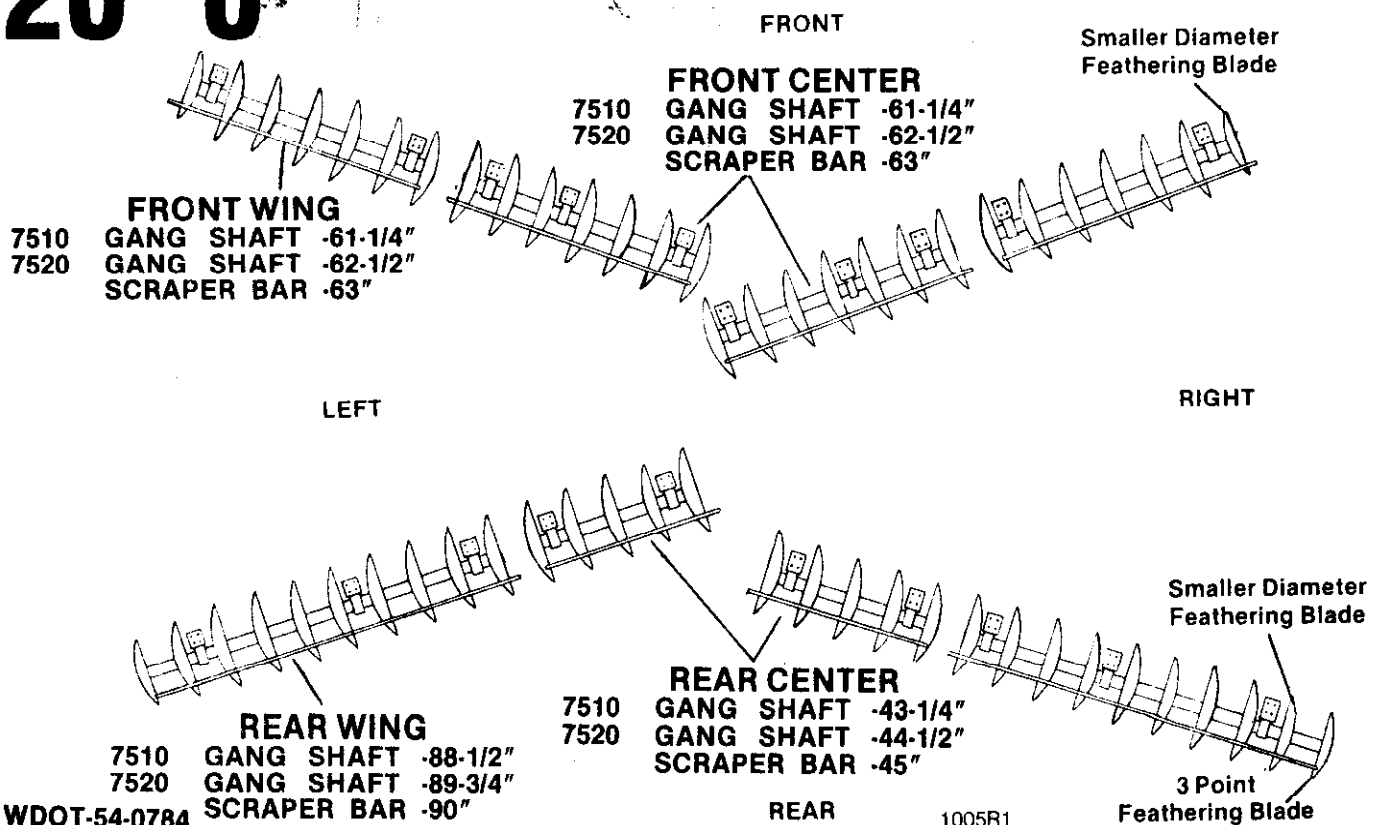
17' 0"



1004R1

Right and left side of machine require the same length gang shafts and scraper bars.

20' 0"



WDOT-54-0784

1005R1

7510
7520

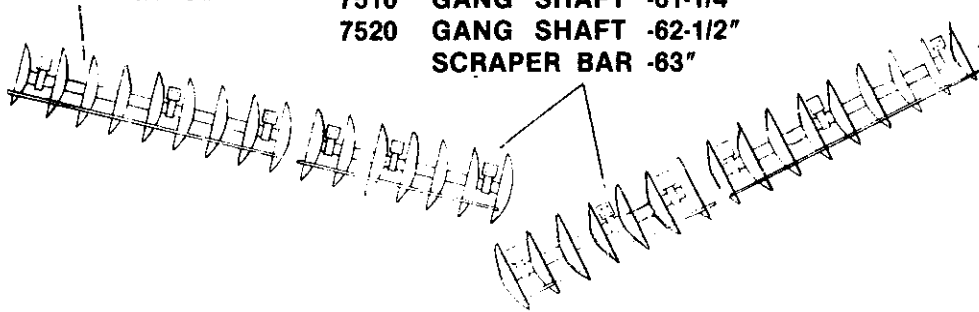
23' 0"

FRONT WING
7510 GANG SHAFT -79-1/2"
7520 GANG SHAFT -80-3/4"
SCRAPER BAR -82"

FRONT

FRONT CENTER
7510 GANG SHAFT -61-1/4"
7520 GANG SHAFT -62-1/2"
SCRAPER BAR -63"

Smaller Diameter
Feathering Blade



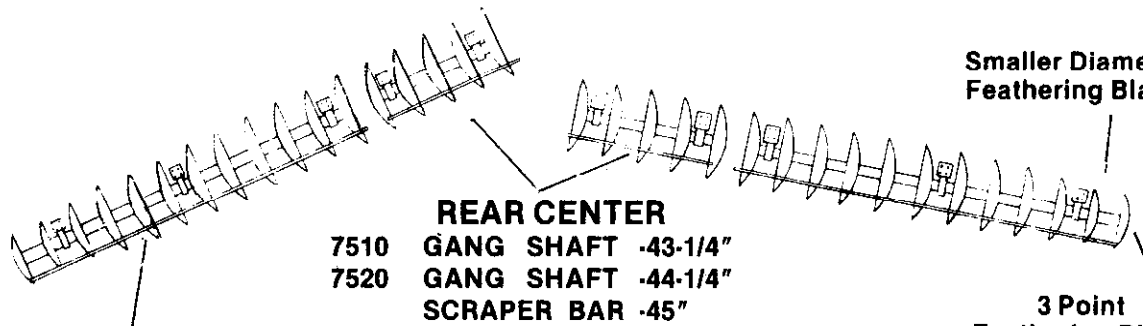
LEFT

RIGHT

Smaller Diameter
Feathering Blade

REAR CENTER
7510 GANG SHAFT -43-1/4"
7520 GANG SHAFT -44-1/4"
SCRAPER BAR -45"

3 Point
Feathering Blade



REAR WING
7510 GANG SHAFT -107-1/4"
7520 GANG SHAFT -108-1/2"
SCRAPER BAR -109"

REAR

1006R2

Please specify if your 7510 machine has 1/4" thick blades. Slightly longer shafts are required for your machine. Right and left side of machine require the same length gang shafts and scraper bars.



WIL-RICH
FARM EQUIPMENT DIV.

LEAR SIEGLER, INC.



Parts listings in this section apply to 7610
Series models beginning with serial number
1004

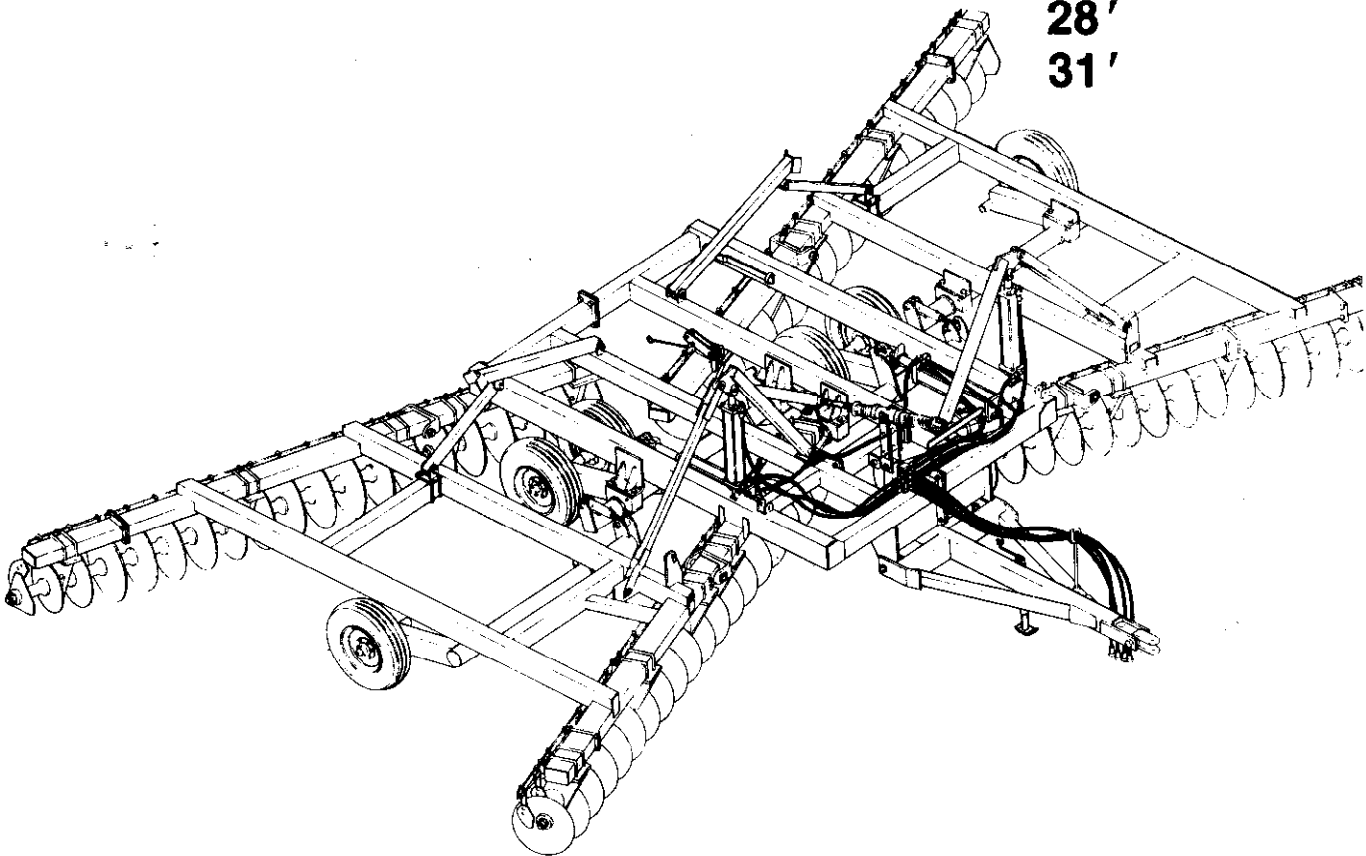
AND

7620 Series models beginning with serial
number 1091.

PARTS CATALOG

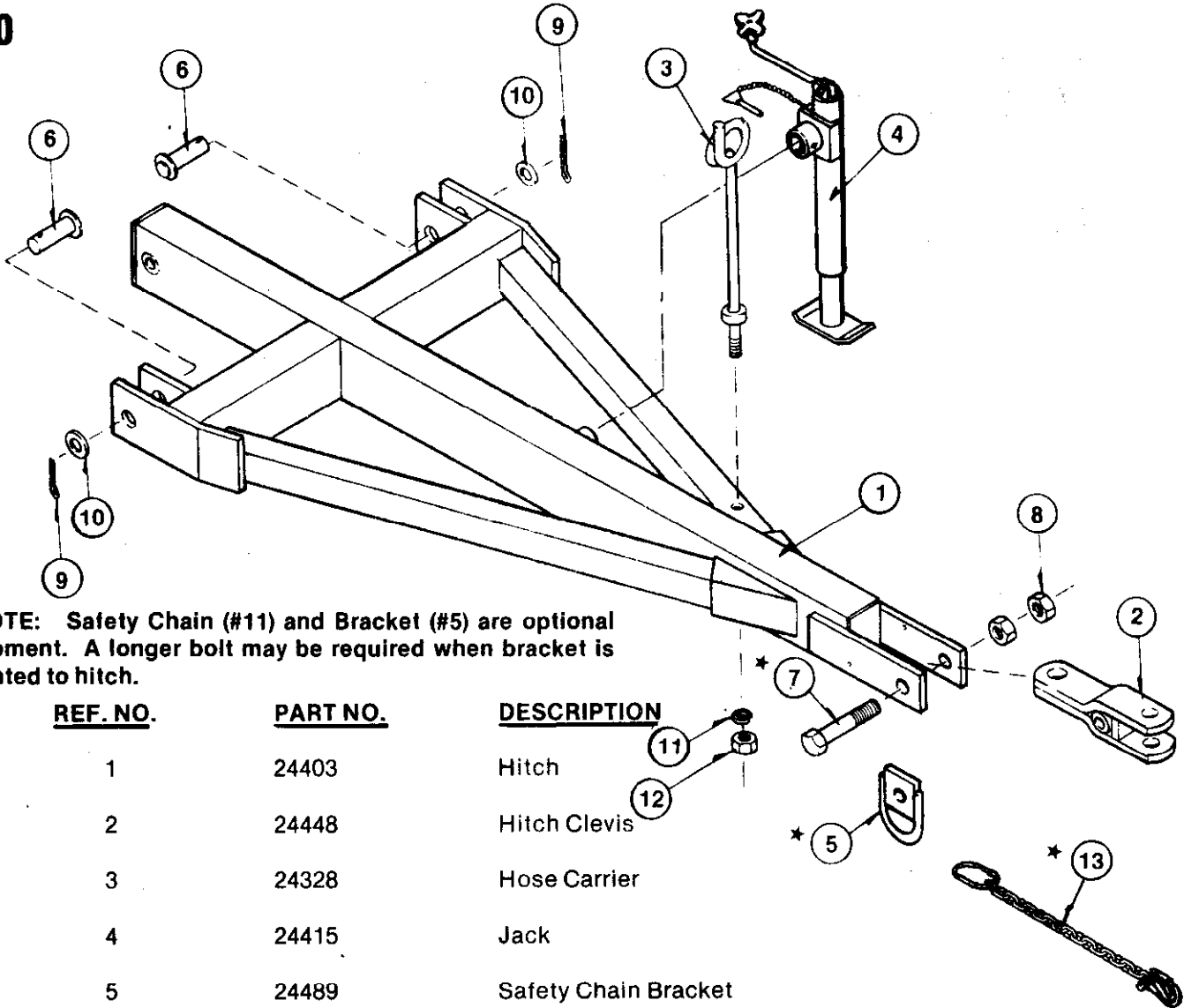
7610 & 7620 SERIES DOT

25'
28'
31'



7610
7620

HITCH

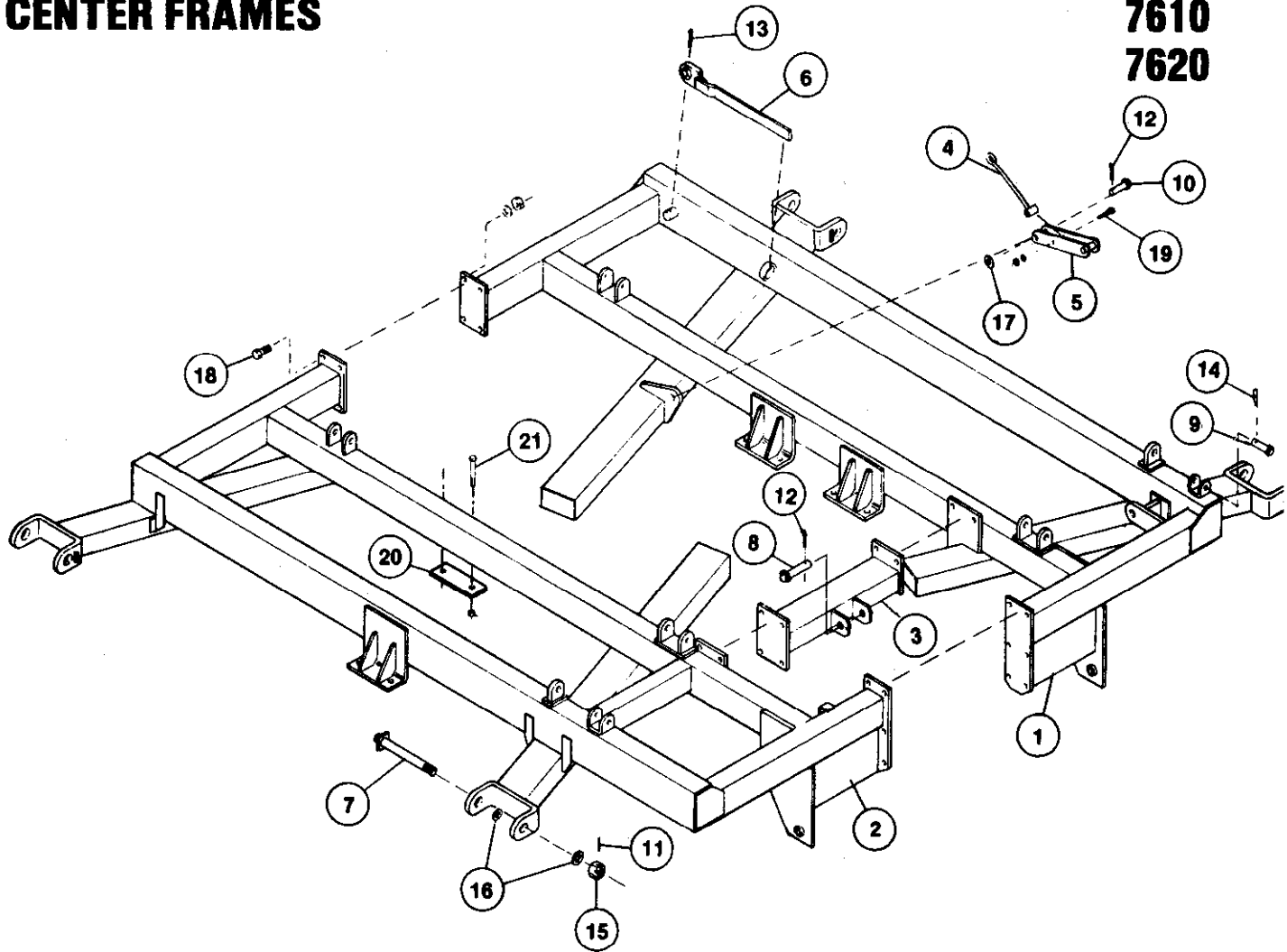


★ NOTE: Safety Chain (#11) and Bracket (#5) are optional equipment. A longer bolt may be required when bracket is mounted to hitch.

<u>REF. NO.</u>	<u>PART NO.</u>	<u>DESCRIPTION</u>
1	24403	Hitch
2	24448	Hitch Clevis
3	24328	Hose Carrier
4	24415	Jack
5	24489	Safety Chain Bracket
6	24334	Pin, 1-1/4" dia. x 4-3/8" long
7	24304	Bolt, 1-1/4" x 8" NC
8	88622	Nut, 1-1/4" HFN Jam Nut
9	88601	Cotter Pin, 1/4" x 2"
10	88602	Washer, 3" x 1-3/8" x 8 ga.
11	88303	Nut, 1/2" NC non-lock
12	88104	Washer, 1/2" Lockwasher
13	24459	Safety Chain with Hook and Latch
--	24013	SAFETY CHAIN KIT (consists of Bracket #24489 and Safety Chain #24459)

CENTER FRAMES

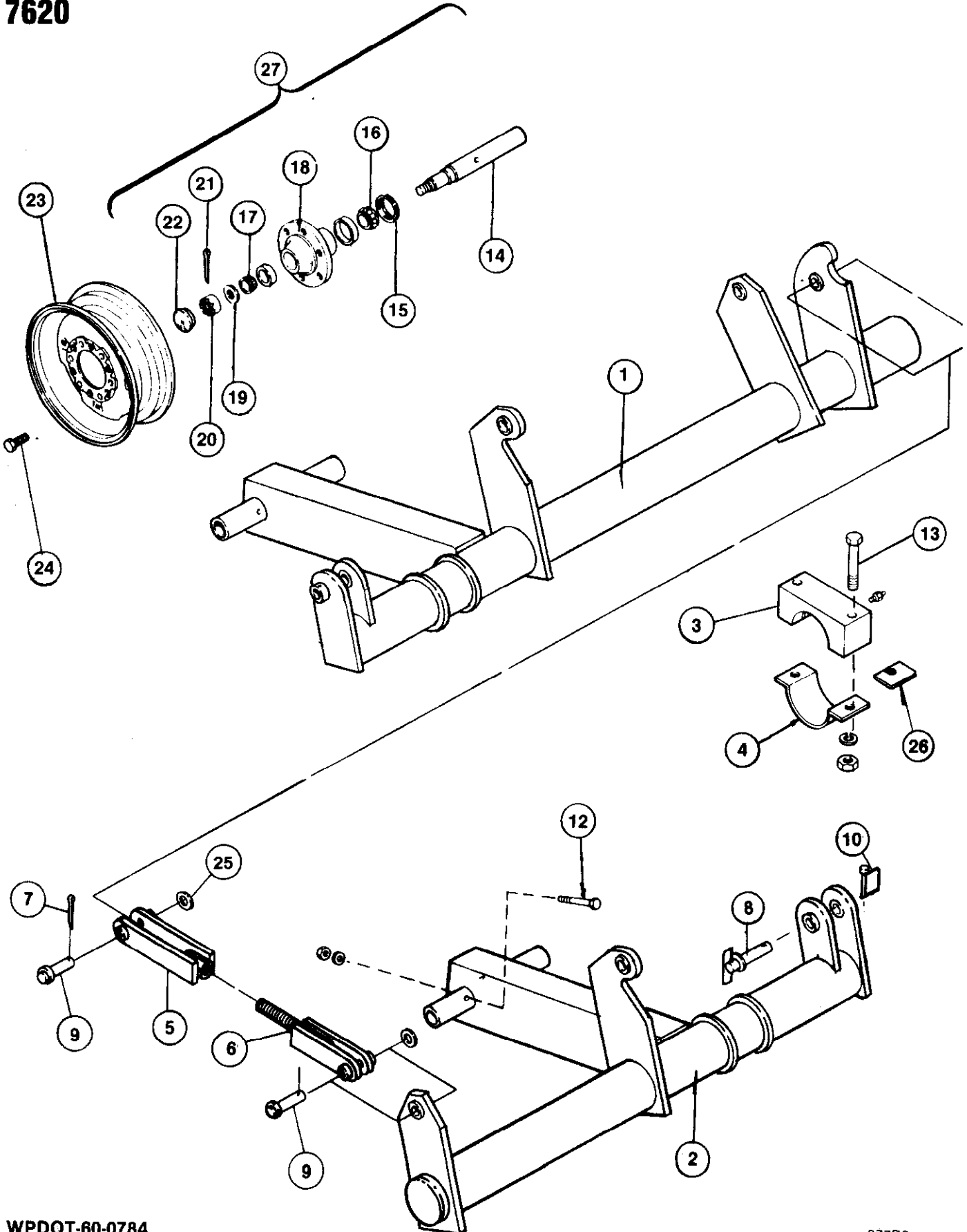
7610
7620



<u>REF. NO.</u>	<u>PART NO.</u>	<u>DESCRIPTION</u>
1	24080	Left Center Frame
2	24133	Right Center Frame
3	24064	Frame Crossmember
4	24215	Axle Lockout Handle
5	24151	Axle Lockout Device
6	24152	Gang Wrench
7	24388	Hinge Pin, 1-1/2" x 13-3/4" long
8	24338	Pin, 1" dia. x 7-1/2" long
9	24346	Pin, 1" dia. x 4" long (yellow color)
10	24336	Pin, 1" dia. x 3-1/2" long
11	88605	Roll Pin, 5/16" x 2-1/4" long
12	88601	Cotter Pin, 1/4" x 2"
13	88603	Pin, Cotter, 1/4" x 3"
14	88352	Spring Clip - #6 hair pin
15	88614	1-1/2" Nut, Heavy Hex Slotted
16	88616	Washer, 1-1/2" flat
17	88196	Washer, 1" flat
18	88604	Bolt, 3/4" x 2" NC Grade #5
19	88608	Bolt, 3/8" x 3" NC
20	24030	Inside Clamp Plate
21	88600	Bolt, 3/4" x 6-1/2" (grade #5)

7610
7620

CENTER AXLES

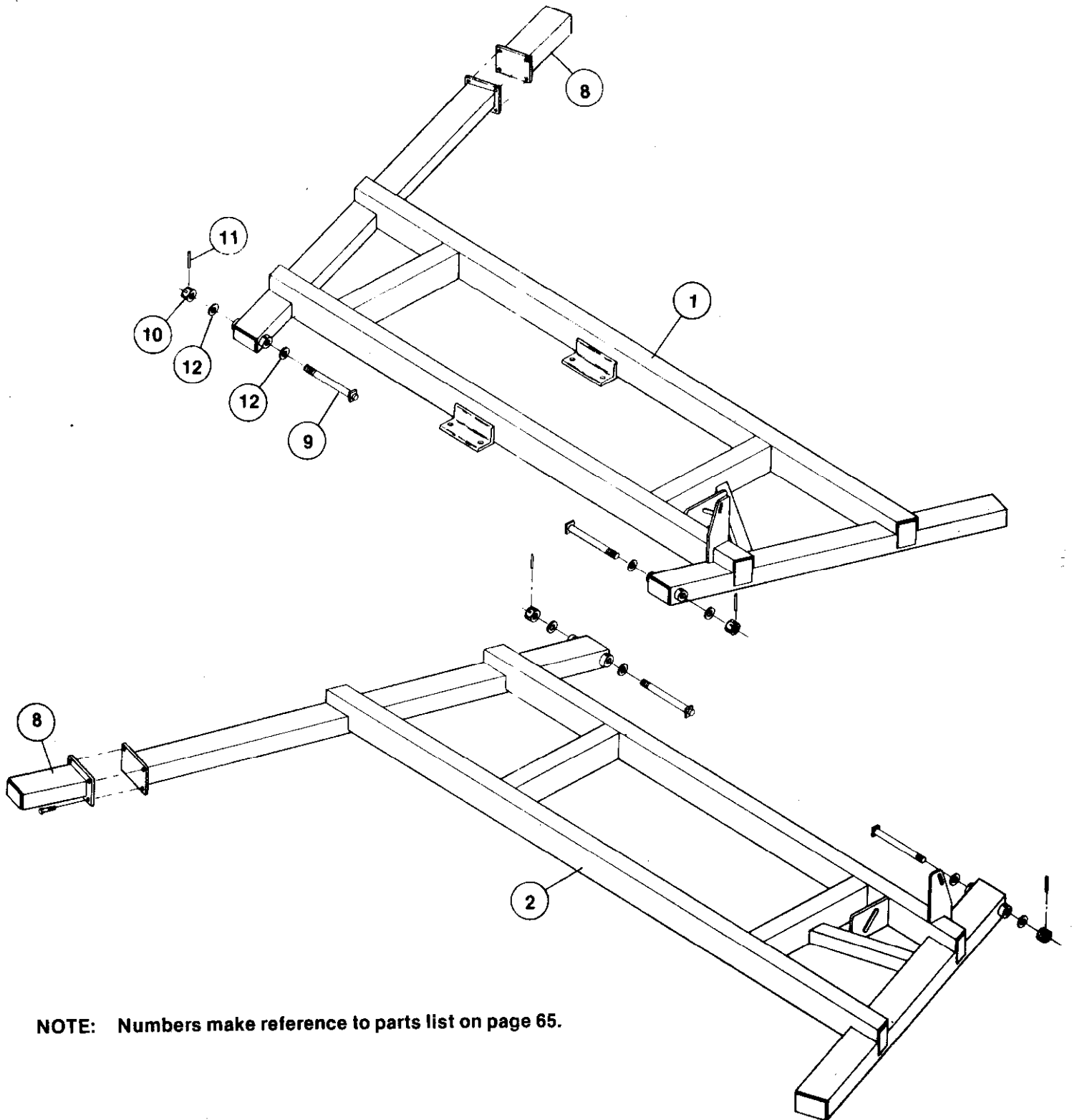


CENTER AXLES**7610
7620**

<u>REF. NO.</u>	<u>PART NO.</u>	<u>DESCRIPTION</u>
1	24029	Right Center Axles
2	24082	Left Center Axle
3	24076	Axle Bearing Casting for 5-1/2" dia. axle
4	24056	Axle Bearing Clamp for 5-1/2" dia. axle
5	24226	Swivel Axle Connector
6	24174	Swivel Axle Rod
7	88601	Cotter Pin, 1/4" x 2"
8	24157	Pin, 1" dia. with swivel handle
9	24337	Pin, 1" dia. x 4-3/8" long (yellow color)
10	24212	Pin, snapper, 1/4" dia.
12	88206	Bolt, 3/8" x 3-1/2" long NC
13	88600	Bolt, 3/4" x 6-1/2" long NC (grade #5)
14	* 24179	Spindle, 2" x 12-15/16" long
15	* 14247	Seal - grease
16	* 14248	Inside Bearing Cone (LM501349)
17	* 10345	Outside Bearing Cone (LM67048)
18	* 24097	Hub Casting with Cups and Grease Zerk
--	* 14249	Inside Bearing Cup (LM501310)
--	* 10344	Outside Bearing Cup (LM67010)
19	* 24221	Washer, 2" O.D. x 7/8" I.D. flat
20	* 24222	Castle Nut, 7/8"
21	* 88607	Cotter Pin, 5/32" x 1-1/4"
22	* 11381	Dust Cap
23	24299	Wheel Rim 15" x 8" wide, 6 bolt
24	* 24385	Wheel Bolt, 1/2"
25	88196	Washer, 1" flat
26	24079	Thin, Bearing Shim
26	24132	Thick, Bearing Shim
27	24162	2" Spindle and Hub Assembly (consists of all parts marked by an asterisk)

7610
7620

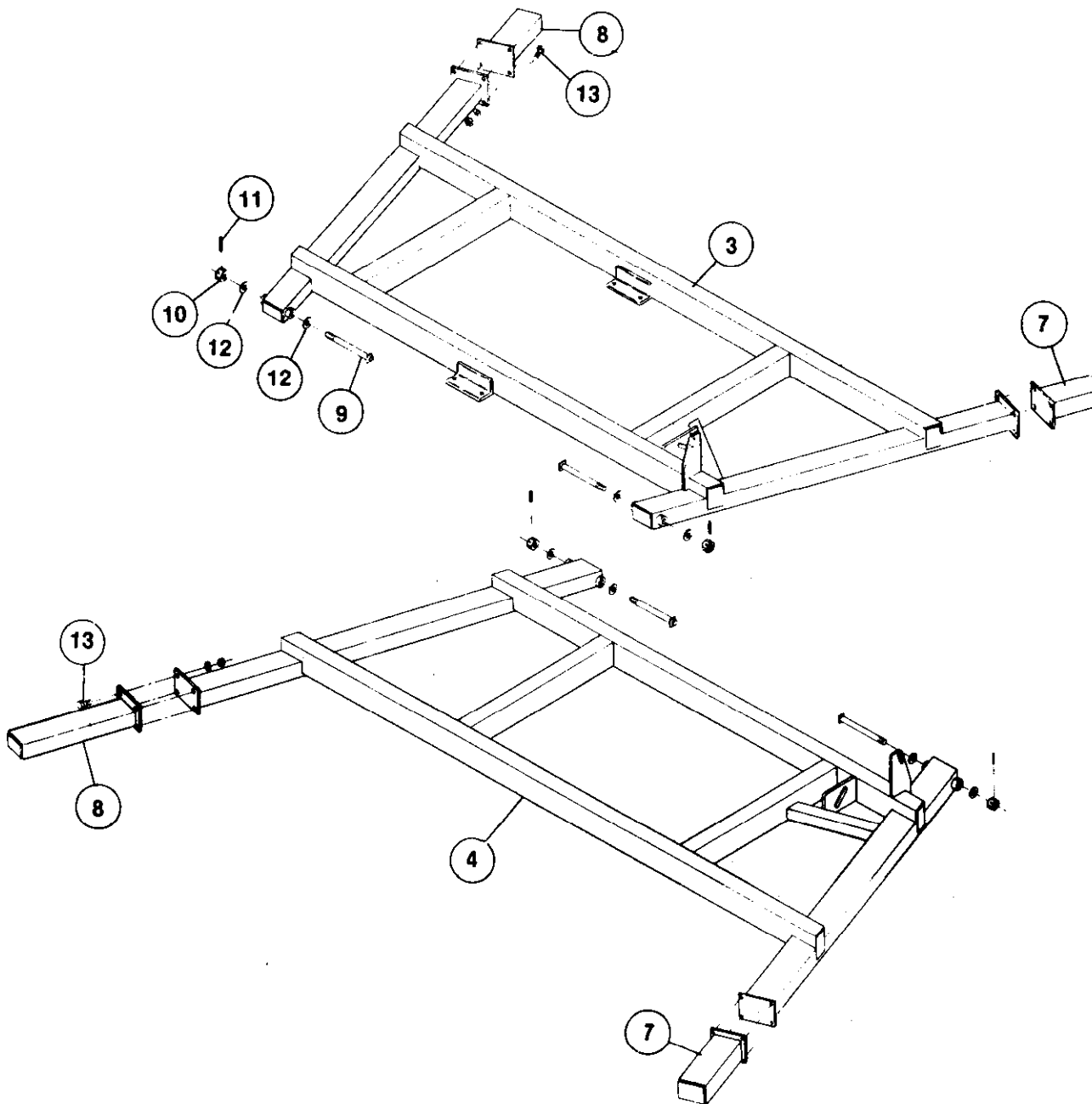
25' WING FRAMES



NOTE: Numbers make reference to parts list on page 65.

28' WING FRAMES

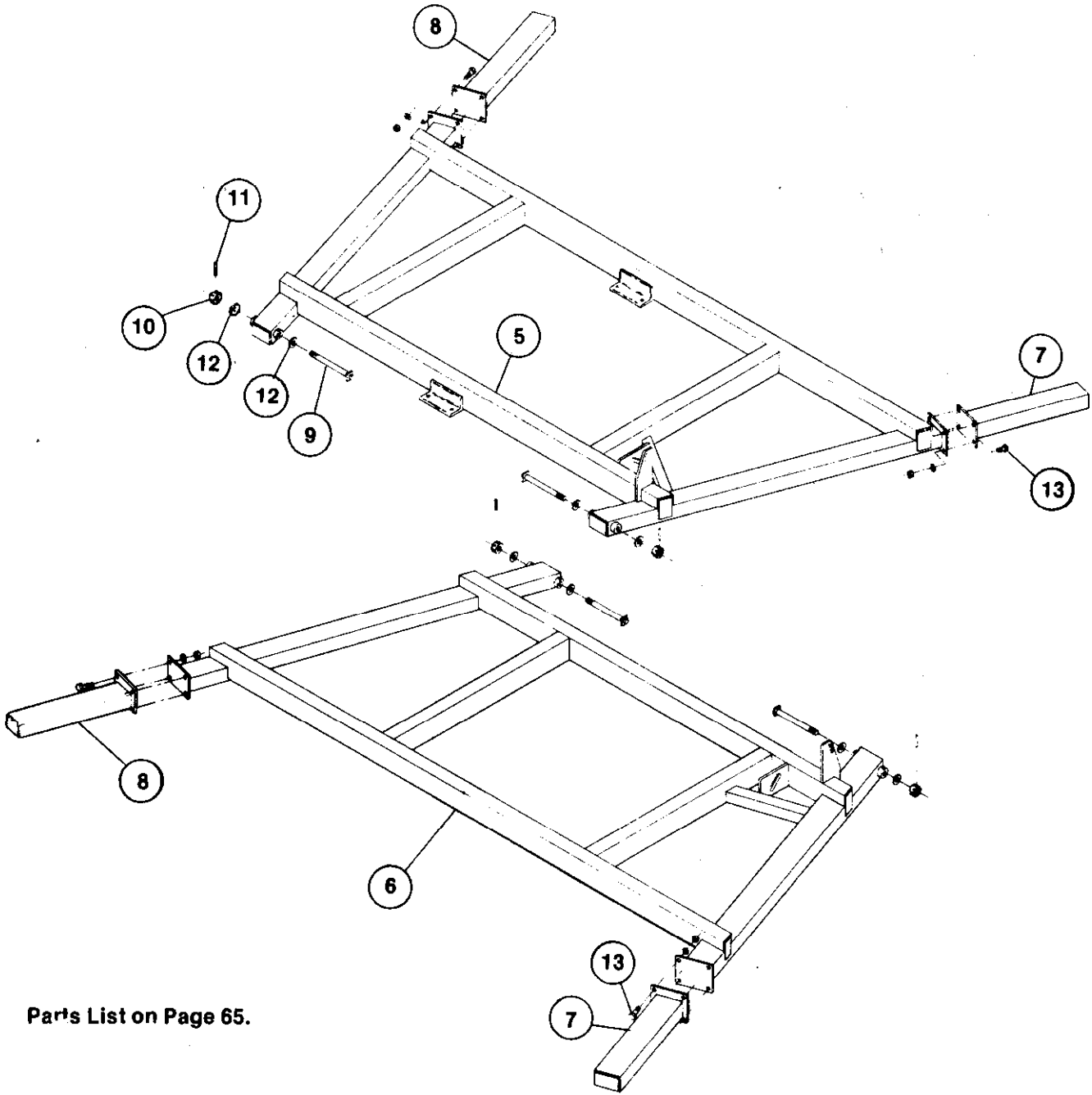
7610
7620



NOTE: Numbers make reference to parts list on page 65.

7610
7620

31' WING FRAMES



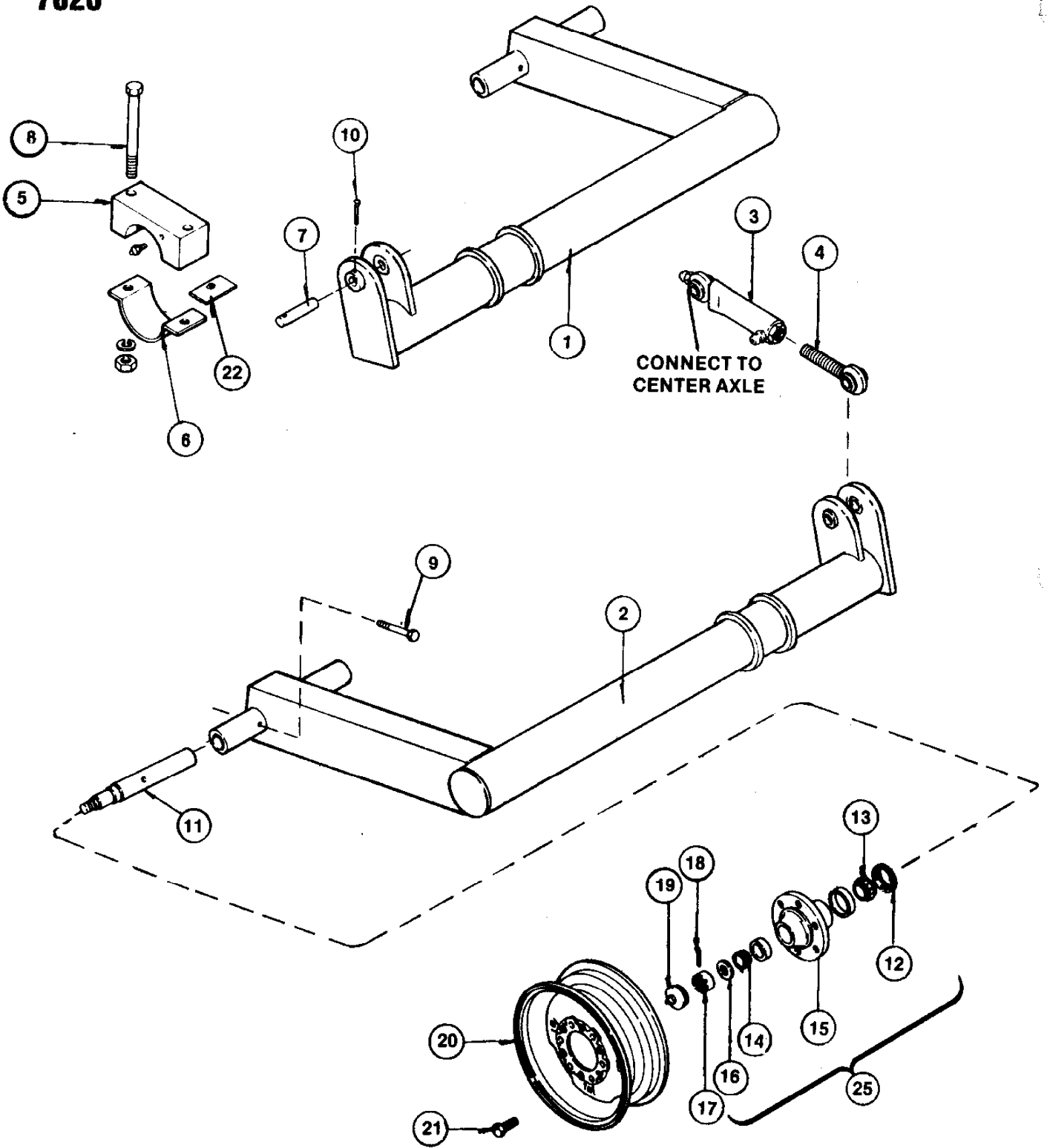
Parts List on Page 65.

WING FRAME**7610****7620**

<u>REF. NO.</u>	<u>PART NO</u>	<u>DESCRIPTION</u>
1	24196	25' Left Wing Frame
2	24193	25' Right Wing Frame
3	24195	28' Left Wing Frame
4	24197	28' Right Wing Frame
5	24499	31' Left Wing Frame
6	24451	31' Right Wing Frame
7	24163	15" Long Front Wing Extension for 28' model
7	24188	27" long Front Extension for 31' model
8	24163	15" long Rear Wing Extension for 25' model
8	24188	27" long Rear Wing Extension for 28' model
8	24194	43" long Rear Wing Extension for 31' model
9	24388	Wing Hinge Pin, 1-1/2" x 13-3/4" long
10	88614	1-1/2" Nut, Hex Heavy Slotted
11	88605	Roll Pin, 5/6" x 2-1/4" long
12	88616	Washer, 1-1/2" flat
13	88604	Bolt, 3/4" x 2" NC (grade #5)

7610
7620

WING AXLES

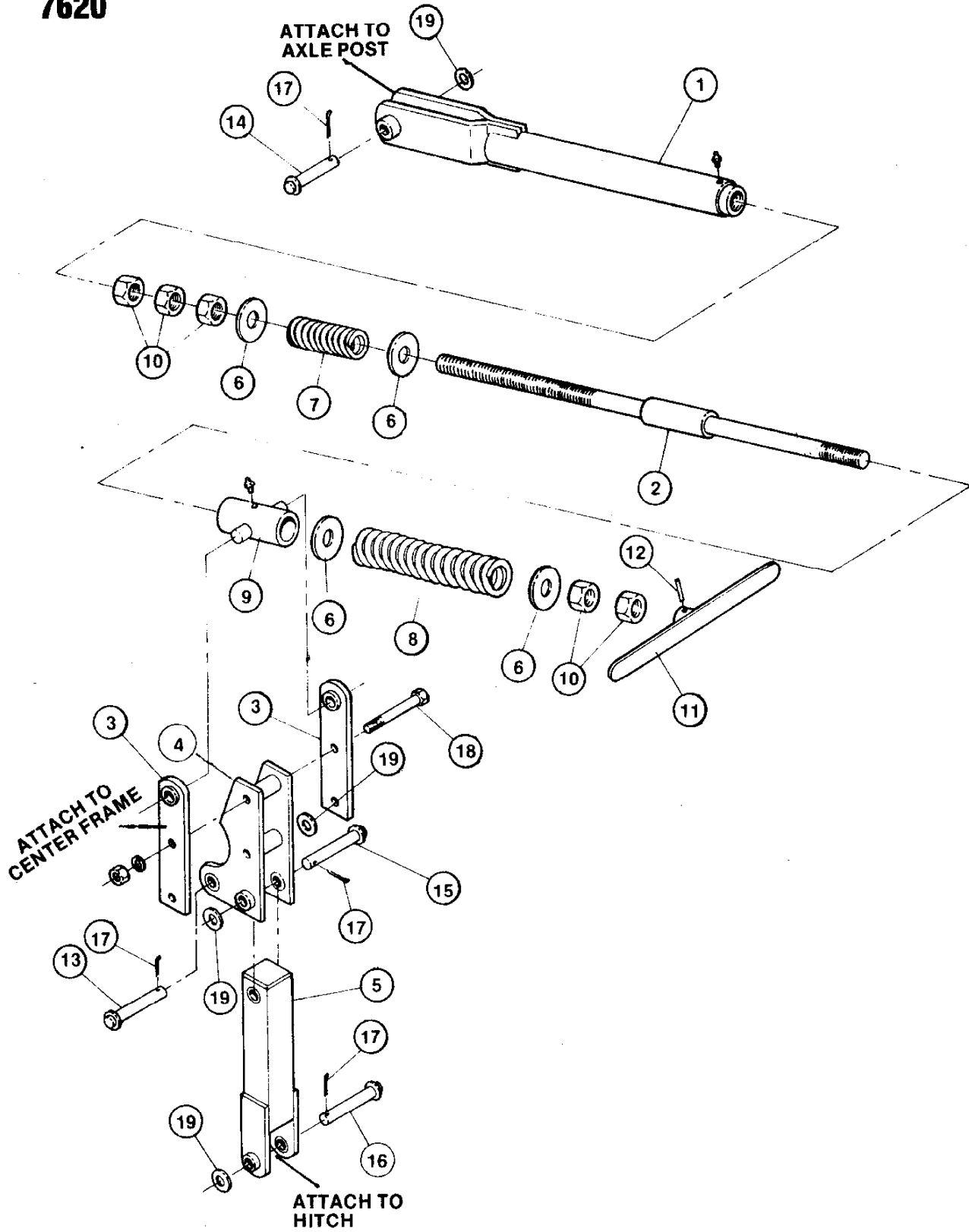


WING AXLES**7610
7620**

<u>REF. NO.</u>	<u>PART NO.</u>	<u>DESCRIPTION</u>
1	24084	4-1/2" dia. Left Wing Axle for 25' Models (prior to serial number 1088)
1	25761	5-1/2" dia. Left Wing Axle for 25' Models (after serial number 1088)
1	24189	5-1/2" dia. Left Wing Axle for 28' Models
1	24308	5-1/2" dia. Left Wing Axle for 31' Models
2	24033	4-1/2" Right Wing Axle for 25' Models (prior to serial number 1088)
2	25760	5-1/2" Right Wing Axle for 25' Models (after serial number 1088)
2	24137	Right Wing Axle for 28' Models
2	24258	Right Wing Axle for 31' Models
3	24252	Wing Swivel Connector
4	24185	Swivel Connector Rod
5	24025	Axle Bearing Casting for 4-1/2" dia. axle 25' Models (prior to serial number 1088)
5	24076	Axle Bearing Casting for 5-1/2" dia. axle 28' & 31' Models and 25' (after serial number 1088)
6	24131	Axle Bearing Clamp for 4-1/2" dia. axle 25' Models (prior to serial number 1088)
6	24056	Axle Bearing Clamp for 5-1/2" dia. axle 28' & 31' Models and 25' (after serial number 1088)
7	24101	Pin (headless) 1" dia. x 4-3/4" long
8	88293	Bolt, 3/4" x 6" long NC (grade #5) for 25' Model (prior to serial number 1088)
8	88600	Bolt, 3/4" x 6-1/2" lg. NC (grade#5) for 28' & 31' Model and 25' (after serial number 1088)
9	88608	Bolt, 3/8" x 3" long, NC
10	88488	Bolt, 5/16" x 2-1/4" long, NC
11	* 24105	Spindle - 1-3/4" x 12-1/8" long
12	* 24384	Seal - grease
13	* 24457	Inside Bearing Cone (LM48548)
14	* 10345	Outside Bearing Cone (LM67048)
15	* 24298	Hub Casting with Cups and Grease Zerks
--	* 24405	Inside Bearing Cup (LM48510)
--	* 10344	Outside Bearing Cup (LM67010)
16	* 24221	Washer, 2" O.D. x 7/8" I.D. flat
17	* 24222	Castle Nut, 7/8"
18	* 88607	Cotter Pin, 5/32" x 1-1/4"
19	* 11381	Dust Cap
20	24299	Wheel Rim, 15" x 8" wide, 6 bolt
21	* 24385	Wheel Bolt, 1/2"
22	24079	Thin, Bearing Shim
22	24132	Thick, Bearing Shim
23	88362	Washer, Lock, 3/8"
24	88103	Nut, 3/8" NC Non-Lock
25	24283	1-3/4" Spindle and Hub Assembly (consists of parts marked by an asterisk)

7610
7620

LEVELING LINKAGE

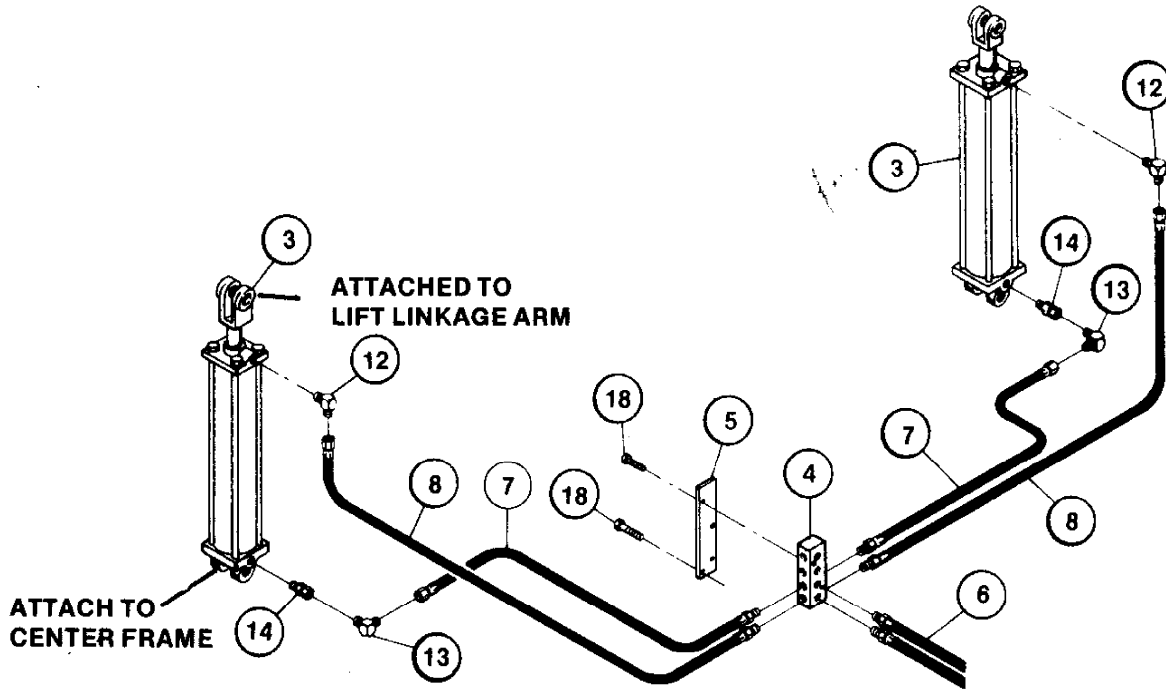
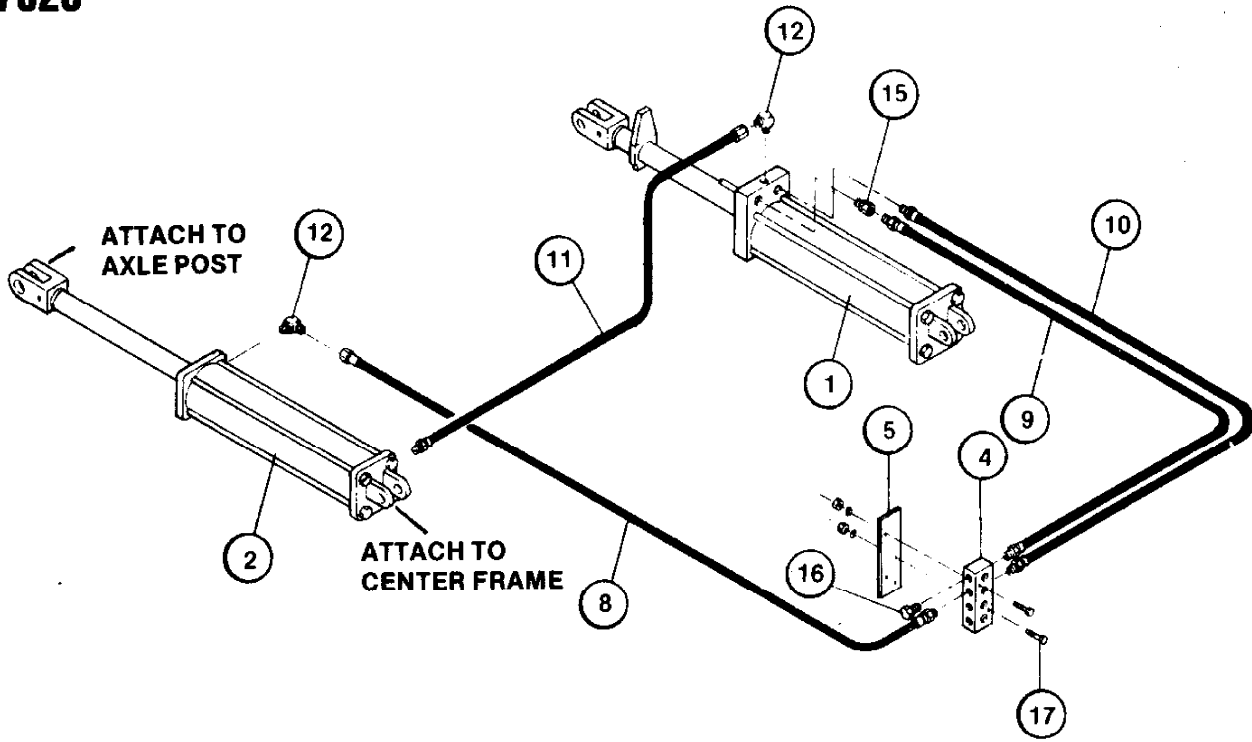


LEVELING LINKAGE**7610
7620**

<u>REF. NO.</u>	<u>PART NO</u>	<u>DESCRIPTION</u>
1	* 24253	Leveling Adjustment Tube
2	* 24020	1-1/2" Leveling Screw and Tube
3	24130	Trunion Strap
4	24007	Leveling Pivot Plate
5	24485	Leveling Connector
6	* 24438	Spring Stop
7	* 24249	Leveling Screw Spring #2
8	* 24250	Leveling Screw Spring #1
9	* 24070	Trunion
10	* 88623	Nut - Jam 1-1/2"
11	* 24404	Leveling Screw Handle
12	* 88605	Pin, Roll, 5/16" x 2-1/4"
13	24338	Pin, 1" x 7-1/2" long
14	* 24337	Pin, 1" dia. x 4-3/8" long (yellow color)
15	24343	Pin, 1" dia. x 6-3/8" long
16	24338	Pin, 1" dia. x 7-1/2" long
17	* 88601	Cotter Pin, 1/4" x 2"
18	88293	Bolt, 3/4" x 6" NC (grade #5)
19	88196	Washer, Flat 1"
--	24254	Leveling Screw Assembly Bundle (Consists of all parts marked by asterisk)

7610
7620

HYDRAULIC CYLINDER & COMPONENTS



HYDRAULIC CYLINDER & COMPONENTS**7610
7620**

<u>REF. NO.</u>	<u>PART NO</u>	<u>DESCRIPTION</u>
1	* 24442	Hydraulic Cylinder 4" Bore x 16" Stroke with 1-3/4" dia. Shaft, Internal Depth Control System and 1/2" Pipe Ports with Fitting 25685.
2	* 24376	(Mfg. by Prince) Hydraulic Cylinder 4" Bore x 16" Stroke with 1-3/4" dia. Shaft, and 3/4-16 S.A.E. (#8) Ports (Substitute Cylinder #24535 - Mfg. by Cross)
3	* 24173	Hydraulic Cylinder 4" Bore x 24" Stroke with 1-3/4" dia. Shaft, and 3/4-16 S.A.E. (#8) Ports
4	24135	Hydraulic Manifold Block
5	24081	Manifold Mounting Bracket
6	24593	Hydraulic Hose - 1/2" - 12' 0" long
7	24394	Hydraulic Hose - 3/8" x 4' 6" long
8	24126	Hydraulic Hose - 3/8" x 5' 6" long
9	24410	Hydraulic Hose - 3/8" x 5' 6" long
10	24455	Hydraulic Hose - 3/8" x 5' 6" long
11	24362	Hydraulic Hose - 3/8" x 7' 9" long
12	24104	Hydraulic Fitting 90° Elbow
13	24075	Hydraulic Fitting 90° Elbow
14	24348	Hydraulic Fitting - Flow Restrictor 1/16"
15	24391	Hydraulic Fitting - Flow Restrictor 3/16"
16	24483	Hydraulic Fitting - Plug
17	88157	Bolt, 3/8" x 1" long
18	88389	Bolt, 3/8" x 2-1/4" long

*Parts breakdown for the hydraulic cylinders can be found between pages 94 & 99.

NOTE: Hydraulic fitting #25685 is not shown. It is an adapter fitting used to connect item #12 to hydraulic cylinder #1.

7610
7620

FOLDING LINKAGE

REAR WING SUPPORT COMPONENTS
For 28' and 31' ONLY

REAR WING SUPPORT COMPONENTS

WING LIFT LINKAGE COMPONENTS

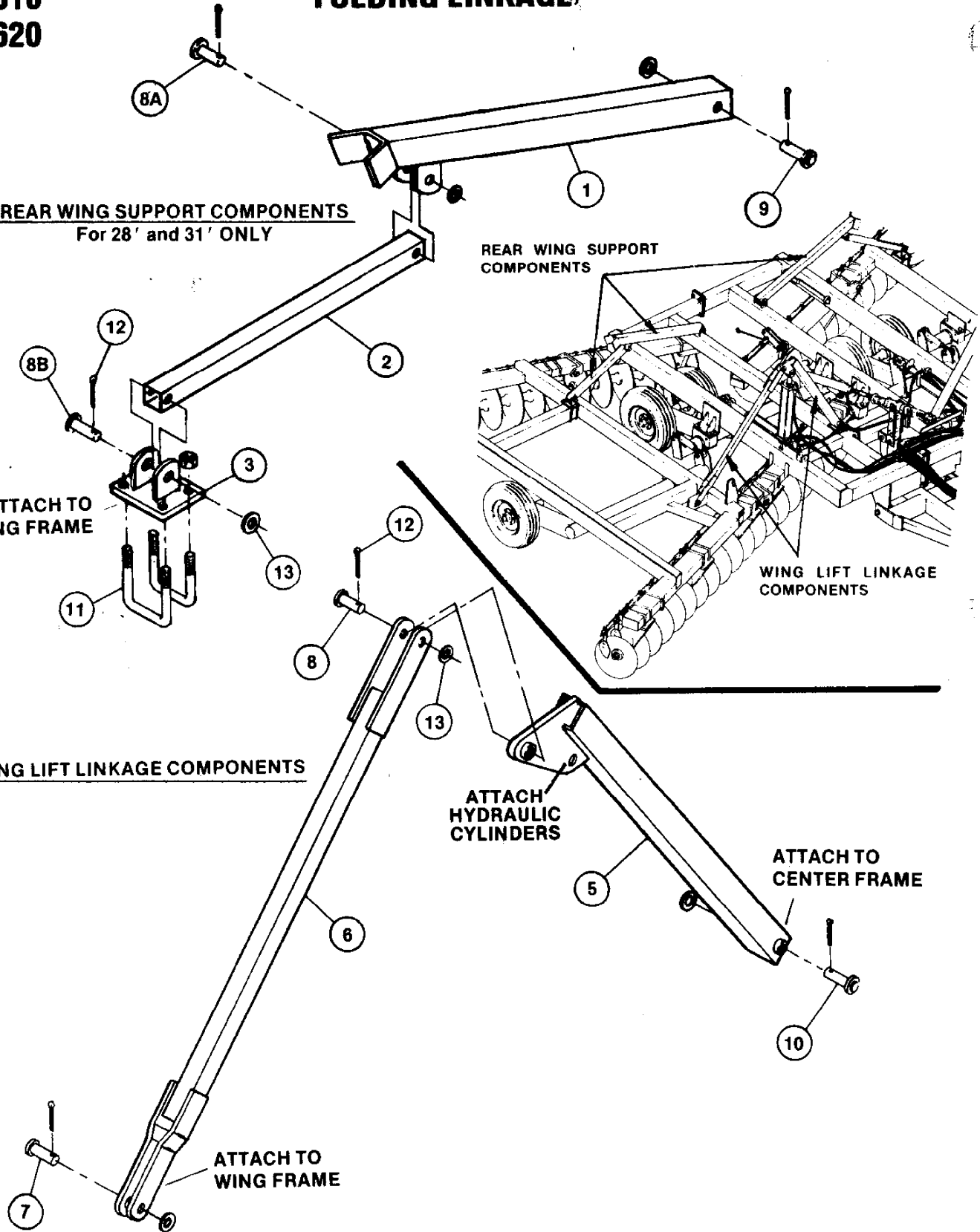
ATTACH TO WING FRAME

ATTACH HYDRAULIC CYLINDERS

ATTACH TO CENTER FRAME

ATTACH TO WING FRAME

WING LIFT LINKAGE COMPONENTS



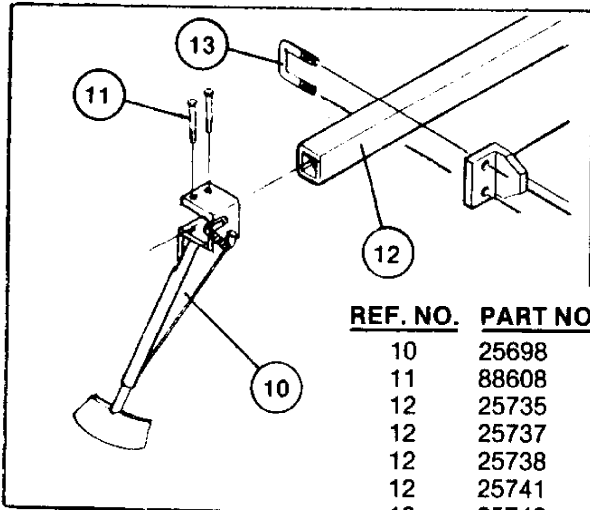
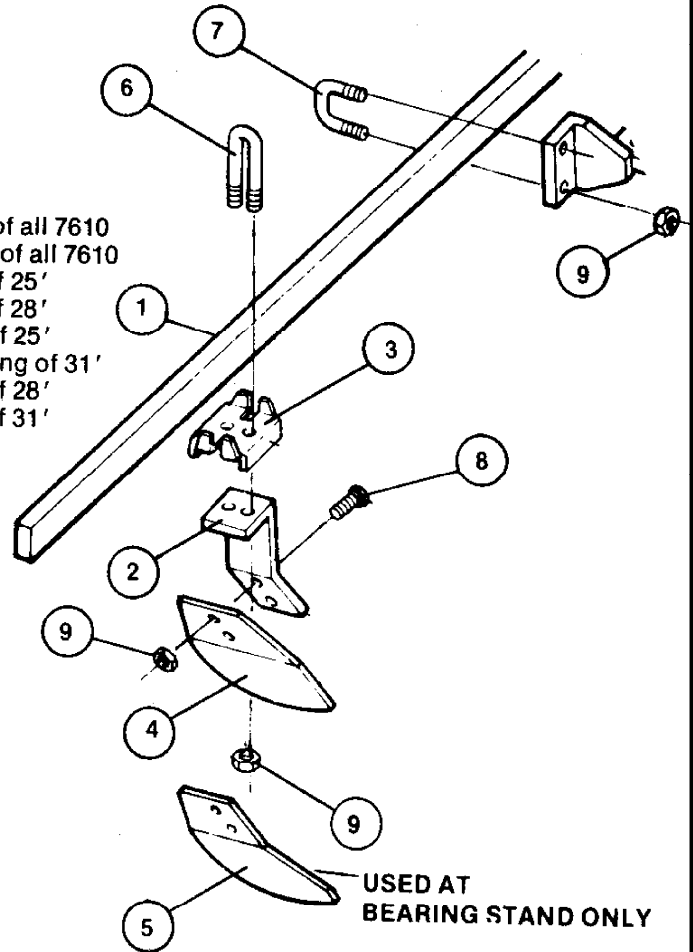
FOLDING LINKAGE

**7610
7620**

REF. NO.	PART NO.	DESCRIPTION
1	24454	Wing Rest Support Arm
2	24409	Wing Rest Linkage Tube
3	24040	Wing Rest Mounting Bracket
4	25681	Nut, 5/8" N.C. (non-lock)
5	24446	Wing Lift Arm
6	24225	Wing Lift Linkage
7	24347	Pin, 1" dia. x 3" long
8	24346	Pin, 1" dia. x 4" long
9	24335	Pin, 1" dia. x 5-1/4" long
10	24343	Pin, 1" dia. x 6-3/8" long
11	24178	5/8" U-bolts with 5/8" Lock Washers
12	88601	Cotter Pin, 1/4" x 2"
13	88196	Washer, 1" flat

GANG COMPONENTS

REF. NO.	PART NO.	DESCRIPTION
1	24461	Scraper Bar, 54" lg. for Rear Center of all 7610
1	24276	Scraper Bar, 73" lg. for Front Center of all 7610
1	24208	Scraper Bar, 82" lg. for Front Wing of 25'
1	24293	Scraper Bar, 99" lg. for Front Wing of 28'
1	24516	Scraper Bar, 109" lg. for Rear Wing of 25'
1	24117	Scraper Bar, 117-1/2" lg. for Front Wing of 31'
1	24089	Scraper Bar, 127" lg. for Rear Wing of 28'
1	24091	Scraper Bar, 145" lg. for Rear Wing of 31'
2	24247	Scraper Arm
3	24300	Scraper Arm Clip
4	24301	Scraper Blade
5	24302	Scraper Blade (for bearing stand)
6	24329	1/2" U-bolt for Scraper Arm Clip
7	24217	1/2" U-bolt for Scraper Bar
8	88445	Bolt, 1/2" x 1-1/2" long, Carriage
9	88621	Lock Nut, 1/2" (Nylon)



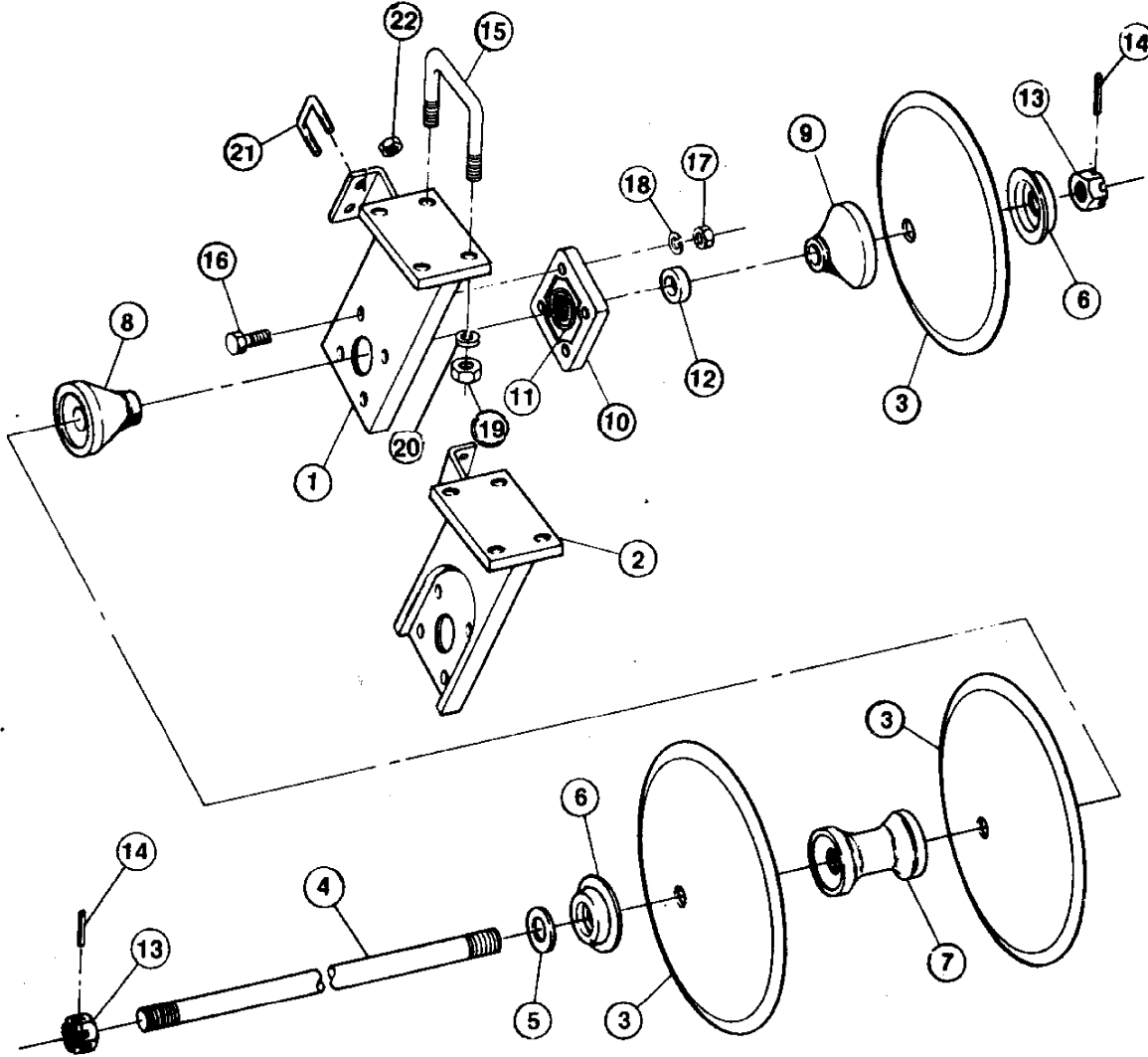
REF. NO.	PART NO.	DESCRIPTION
10	25698	"Walker" Spring Loaded Scraper
11	88608	Bolt, 3/8" x 3" HHCS
12	25735	Special Scraper Bar (2" x 2" Sq. Tubing) 54" long
12	25737	Special Scraper Bar (2" x 2" Sq. Tubing) 73" long
12	25738	Special Scraper Bar (2" x 2" Sq. Tubing) 82" long
12	25741	Special Scraper Bar (2" x 2" Sq. Tubing) 99" long
12	25742	Special Scraper Bar (2" x 2" Sq. Tubing) 109-1/2" lg.
12	25746	Special Scraper Bar (2" x 2" Sq. Tubing) 117-1/2" lg.
12	25754	Special Scraper Bar (2" x 2" Sq. Tubing) 127" long
12	25744	Special Scraper Bar (2" x 2" Sq. Tubing) 145" long
13	25690	U-bolt, 1/2" dia. x 2-1/8" spread w/2-1/4" long legs

*NOTE: A special scraper bar is required to mount spring loaded scrapers.

7610

FRONT GANGS

Round Gang Shaft Components with Cast Iron Flange Bearing



FRONT GANGS

Round Gang Shaft Components with Cast Iron Flange Bearing

7610

<u>REF. NO.</u>	<u>PART NO.</u>	<u>DESCRIPTION</u>
1	24127	Bearing Stand for Front Left Gang
2	24180	Bearing Stand for Front Right Gang
3	24458	18" Blade - Smooth x .197 x 1.75 Concave
3	24509	18" Blade - Notched x .197 x 1.75 Concave
3	24209	20" Blade - Smooth x .25 x 2.0 Concave
3	24460	20" Blade - Notched x .25 x 2.0 Concave
3	24121	22" Blade - Smooth x 7 ga. x 2.5 Concave
3	24072	22" Blade - Notched x 7 ga. x 2.5 Concave
3	24154	22" Blade - Smooth x .25 x 2.5 Concave
3	24277	22" Blade - Notched x .25 x 2.5 Concave
3	24128	Blade - Smooth x 6 ga. x 3" Concave
3	24181	24" Blade - Notched x 6 ga. x 3" Concave
3	24324	24" Blade - Smooth x .25 x 3" Concave
3	24371	24" Blade - Notched x .25 x 3" Concave
4	*24073	70-1/4" Gang Shaft for 25', 28' and 31' Front Center
4	*24074	79-1/2" Gang Shaft for 25' Front Wing
4	*24493	97-3/4" Gang Shaft for 28' Front Wing
4	*24184	116" Gang Shaft for 31' Front Wing
5	88610	1-9/16" I.D. x 3" O.D. x 1/4" Gang Washer
6	24190	Spring Gang Spool End Washer
7	24482	9" Gang Spool Casting
8	24122	Rear Bearing Spool Casting (Long)
9	24069	Front Bearing Spool Casting (Short)
10	24085	Gang Bearing in Cast Iron Flange
11	24386	1-3/4" Bearing Insert (can be ordered separately)
12	24511	Gang Bearing Bushing (1.75" O.D.)
13	88614	1-1/2" Nut, Hex Heavy Slotted
14	88605	Roll Pin, 5/16" x 2-1/4" long
15	24159	6" U-bolt, 7/8" long
16	88247	Bolt, 1/2" x 2" long N.C.
17	88104	Nut, 1/2" (non-lock)
18	88303	Lock Washer, 1/2"
19	88371	Nut, 7/8" (non-lock)
20	88341	Lock Washer, 7/8"
21	24217	U-bolt for Scraper Bar, 1/2"
22	88621	Locknut, 1/2" (Nylon)

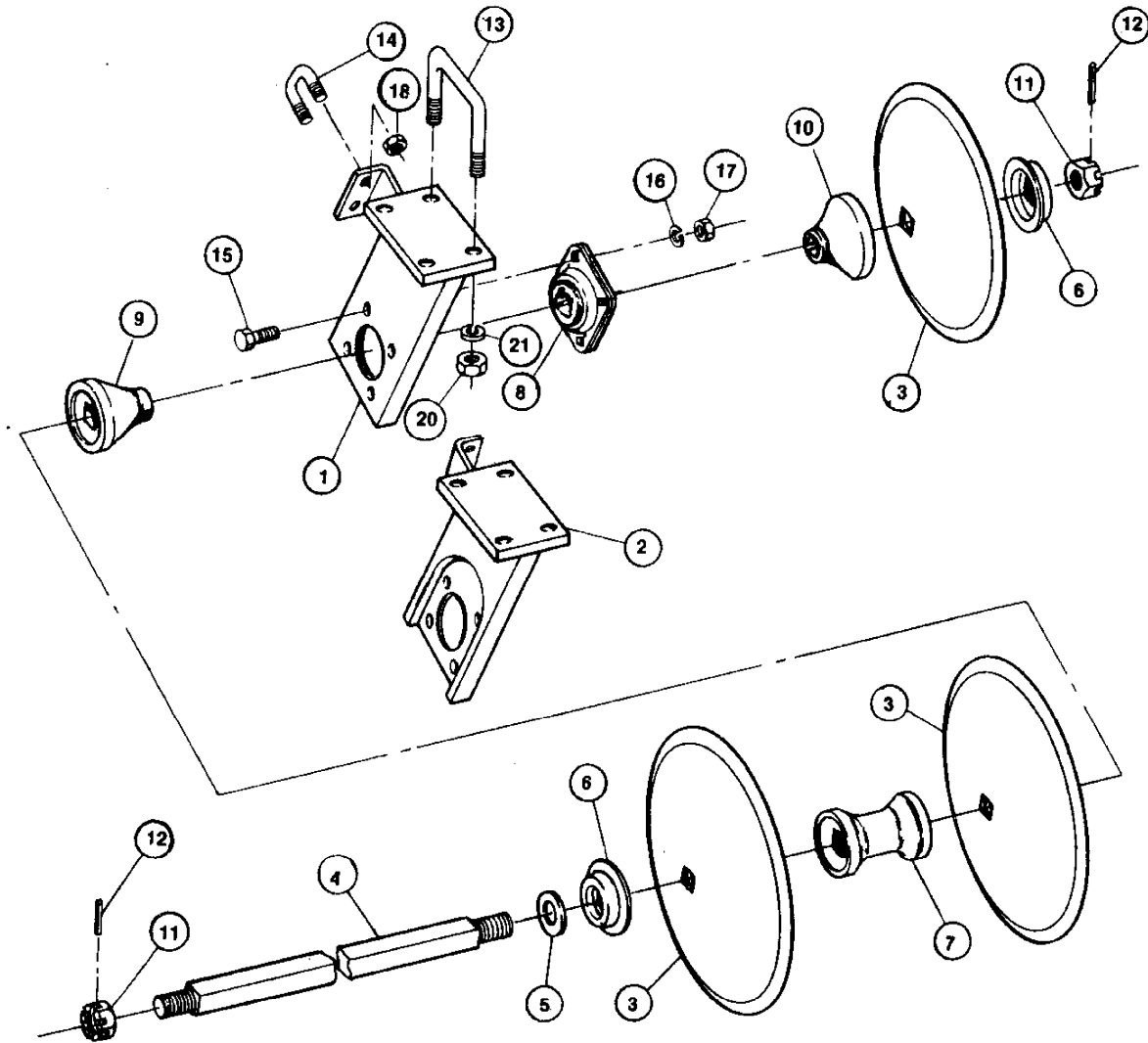
*Please specify if your machine has 1/4" thick blades. Slightly longer shafts are required for you machine

NOTE: Pages 86 and 87 show gang shaft and scraper bar locations for 7610 Series D.O.T.

7620

FRONT GANGS

Square Gang Shaft Components with Flangette Bearing



NOTE: These Gang Components were used on machines after Serial Number 1091.

WPDOT-76-0784

0186R1

FRONT GANGS

Square Gang Shaft Components with Flange Bearing

7620

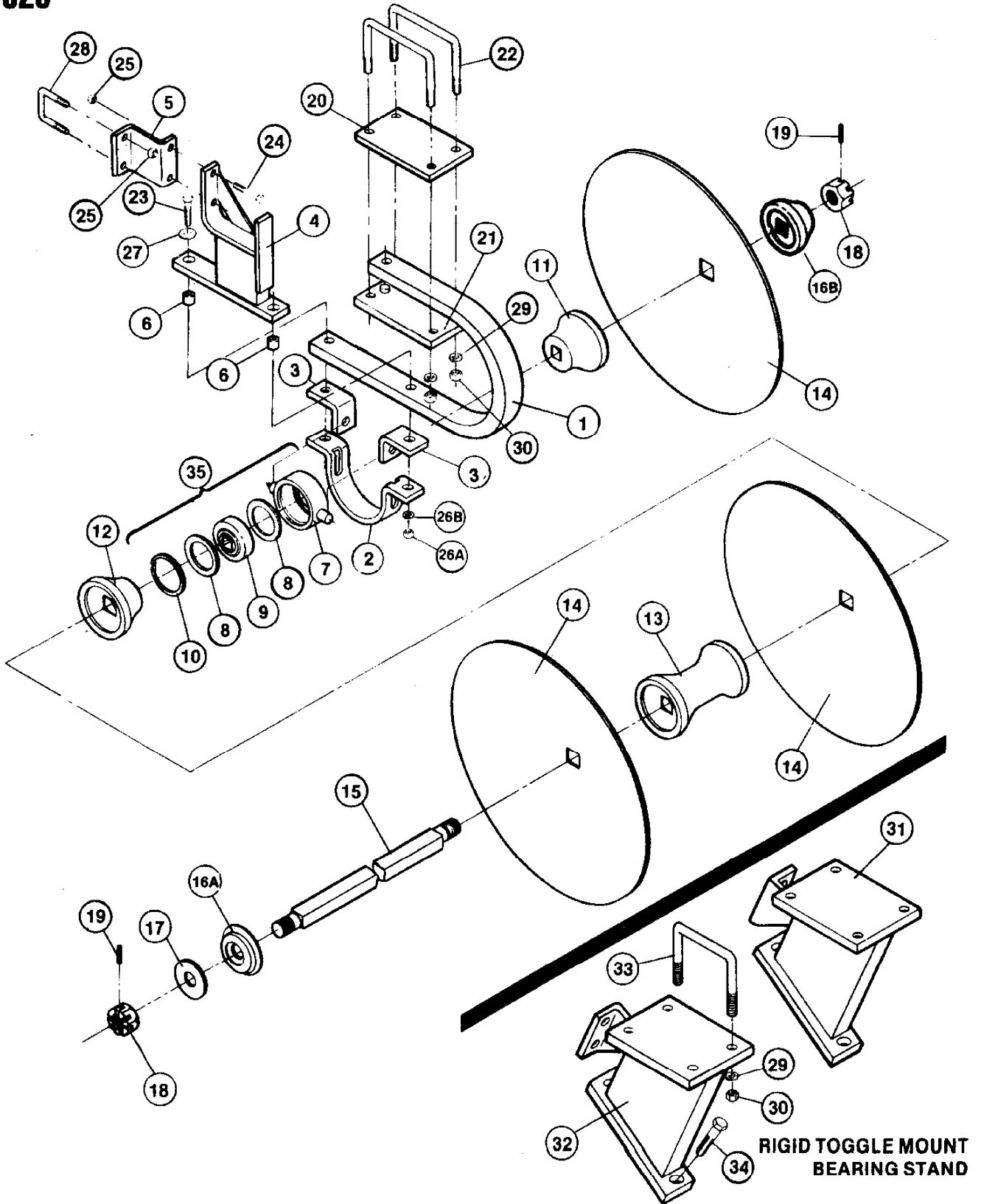
<u>REF. NO.</u>	<u>PART NO.</u>	<u>DESCRIPTION</u>
1	25763	Bearing Stand for Front Left Gang
2	25764	Bearing Stand for Front Right Gang
3	24160	18" Blade - Smooth x 6 ga. (.197) x 1.75 Concave w/square hole
3	24219	18" Blade - Notched x 6 ga. (.197) x 1.75 Concave w/square hole
3	24054	20" Blade - Smooth x .25 x 2.0 Concave w/square hole
3	24107	20" Blade - Notched x .25 x 2.0 Concave w/square hole
3	24278	22" Blade - Smooth x .25 x 2.5 Concave w/square hole
3	24387	22" Blade - Notched x .25 x 2.5 Concave w/square hole
3	24038	24" Blade - Smooth x .25 x 3.0 Concave w/square hole
3	24325	24" Blade - Notched x .25 x 3.0 Concave w/square hole
4	25721	71-1/2" long Square Gang Shaft for 25', 28' and 31' Front Center
4	25722	80-3/4" long Square Gang Shaft for 25' Front Wing
4	25726	99" long Square Gang Shaft for 28' Front Wing
4	25730	117-1/4" long Square Gang Shaft for 31' Front Wing
5	88610	1-9/16" I.D. x 3" O.D. x 1/4" Gang Washer
6A	24190	"Dura Tight" Spring End Gang Washer
6B	25710	End Cap Casting (2-1/4" long)
7	24447	9" Gang Spool Casting with square hole
8	25703	Flangette Gang Bearing, 1-1/2" square hole
9	24352	Short Bearing Spool
10	25701	Long Bearing Spool
11	88614	1-1/2" Nut Hex Heavy Slotted
12	88605	Roll Pin, 5/16" x 2-1/4" long
13	24159	6" U-bolt, 7/8" diameter
14	24217	1/2" U-bolt for Scraper Bar
15	88445	Bolt - Carriage, 1/2" x 1-1/2"
16	88303	Lockwasher, 1/2"
17	88104	Nut (non-lock) 1/2"
18	88621	Lock Nut, 1/2" (Nylon)
19	88303	Lockwasher, 1/2"
20	88371	Nut (Non-lock) 7/8"
21	88341	Lockwasher, 7/8"

NOTE: Pages 86 and 87 show gang shaft and scraper bar location for 7620 Series D.O.T.

7610
7620

FRONT GANGS

Square Gang Shaft Components with Toggle Bearing



FRONT GANGS

Square Gang Shaft Components with Toggle Bearing

7610
7620

REF. NO.	PART NO.	DESCRIPTION
1	24520	Spring Shank Bearing Stand 9-1/2" hole mounting spacing
1	24354	Spring Shank Bearing Stand - 10" hole mounting spacing
2	24526	Bearing Clamp Bearing Stand 9-1/2" hole mounting spacing
2	24486	Bearing Clamp for 10" hole mounting spacing
3	24527	Bearing Clamp Clip for 9-1/2" hole spacing
3	24487	Bearing Clamp Clip for 10" hole mounting spacing
4	24017	Scraper Bar Bracket Weldment for 9-1/2" hole spacing
4	24528	Scraper Bar Bracket Weldment for 10" hole spacing
5	24481	Scraper Bar Attachment Bracket
6	24359	Pivot Bushing (1" O.D. x 3/4" long)
7	24155	Toggle Bearing Casting
8	24008	Toggle Bearing Washer
9	24099	Toggle Bearing with square hole
10	24210	Toggle Bearing Retaining Ring
11	24351	Long Bearing Spool Casting
12	24352	Short Bearing Spool Casting
13	24447	9" Gang Spool Casting with square hole
14	24160	18" Blade - Smooth x 6 ga. (.197) x 1.75 Concave with square hole
14	24219	18" Blade - Notched x 6 ga. (.197) x 1.75 Concave with square hole
14	24054	20" Blade - Smooth x .25 x 2.0 Concave with square hole
14	24107	20" Blade - Notched x .25 x 2.0 Concave with square hole
14	24278	22" Blade - Smooth x .25 x 2.5 Concave with square hole
14	24387	22" Blade - Notched x .25 x 2.5 Concave with square hole
14	24038	24" Blade - Smooth x .25 x 3.0 Concave with square hole
14	24325	24" Blade - Notched x .25 x 3.0 Concave with square hole
15	24472	70-1/4" long Square Gang Shaft for 25', 28' and 31' Front Center for 7610
15	24473	79-1/2" long Square Gang Shaft for 25' Wing for 7610
15	24475	97-3/4" long Square Gang Shaft for 28' Wing for 7610
15	24479	116" long Square Gang Shaft for 31' Wing for 7610
15	25721	71-1/2" long Square Gang Shaft for 25', 28' and 31' Front Center for 7620
15	25722	80-3/4" long Square Gang Shaft for 25' Front Wing for 7620
15	25726	99" long Square Gang Shaft for 28' Front Wing for 7620
15	25730	117-1/4" long Square Gang Shaft for 31' Front Wing for 7620
16A	24190	Spring End Gang Washer
16B	25710	End Cap Casting (2-1/4" long)
17	88610	1-9/16" I.D. x 3" O.D. x 1/4" Gang Washer
18	88614	1-1/2" Nut, Hex Heavy Slotted
19	88605	Roll Pin, 5/16" x 2-1/4" long
20	24026	Top Clamp Plate
21	24123	Bottom Bearing Shank Saddle
22	24124	U-bolt, 7/8" x 6-1/8" spread
23		Bolt, 3/4" x 4-1/2" long
24	88247	Bolt, 1/2" x 2" long
25	88621	Lock Nut, 1/2" (Nylon)
26A	88611	Lock Nut, 3/4" (Nylon)
26B	88130	Lock Washer, 3/4"
27	88131	Flat Washer, 3/4"
28	24217	1/2" U-bolt for Scraper Bar
29	88341	Lock Washer, 7/8"
30	88371	Nut (Non-lock) 7/8"
RIGID TOGGLE MOUNT		
31	24523	Right Hand Toggle Mount Bearing Stand for 9-1/2" hole mounting spacing
32	24524	Left Hand Toggle Mount Bearing Stand for 9-1/2" hole mounting spacing
31	24268	Right Hand Toggle Mount Bearing Stand for 10" hole spacing
32	24525	Left Hand Toggle Mount Bearing Stand for 10" hole spacing
33	24159	6" U-bolt, 7/8" diameter
34	88291	Bolt, 3/4" x 3" long
35	24306	Toggle Bearing and Casting Assembly (consists of Ref. No.'s 7, 8, 9 & 10)

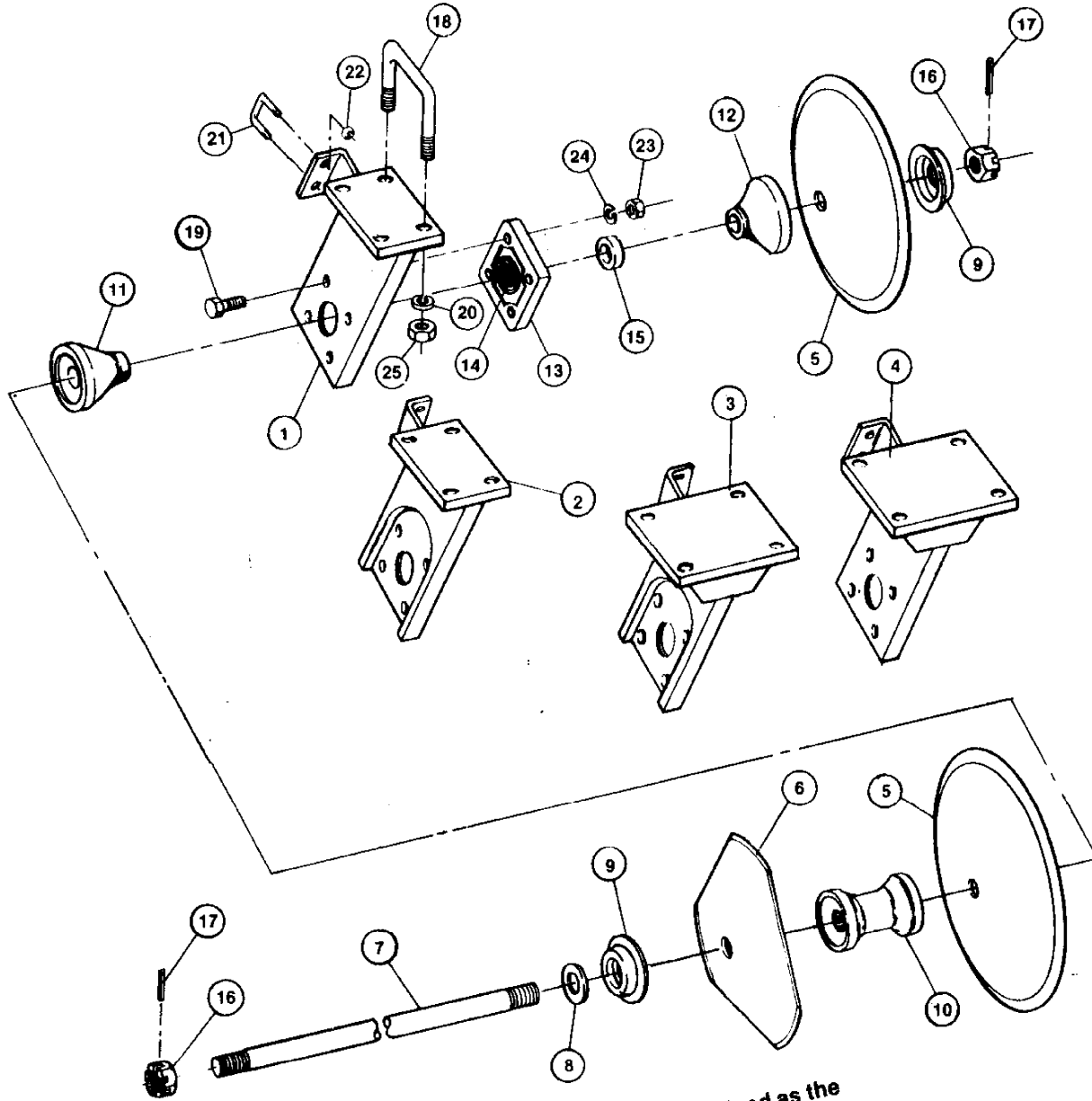
Blades, shafts, bearings, bearing clamps and casting are the same that are used on spring shank gang.

NOTE: Pages 86 and 87 show gang shaft and scraper bar locations for 7610 & 7620 Series D.O.T.

7610

REAR GANGS

Round Gang Shaft Components with Cast Iron Flange Bearing



NOTE: Feathering Blade - Used as the outboard blade on rear Gangs ONLY.

REAR GANGS**7610****Round Gang Shaft Components with Cast Iron Flange Bearing**

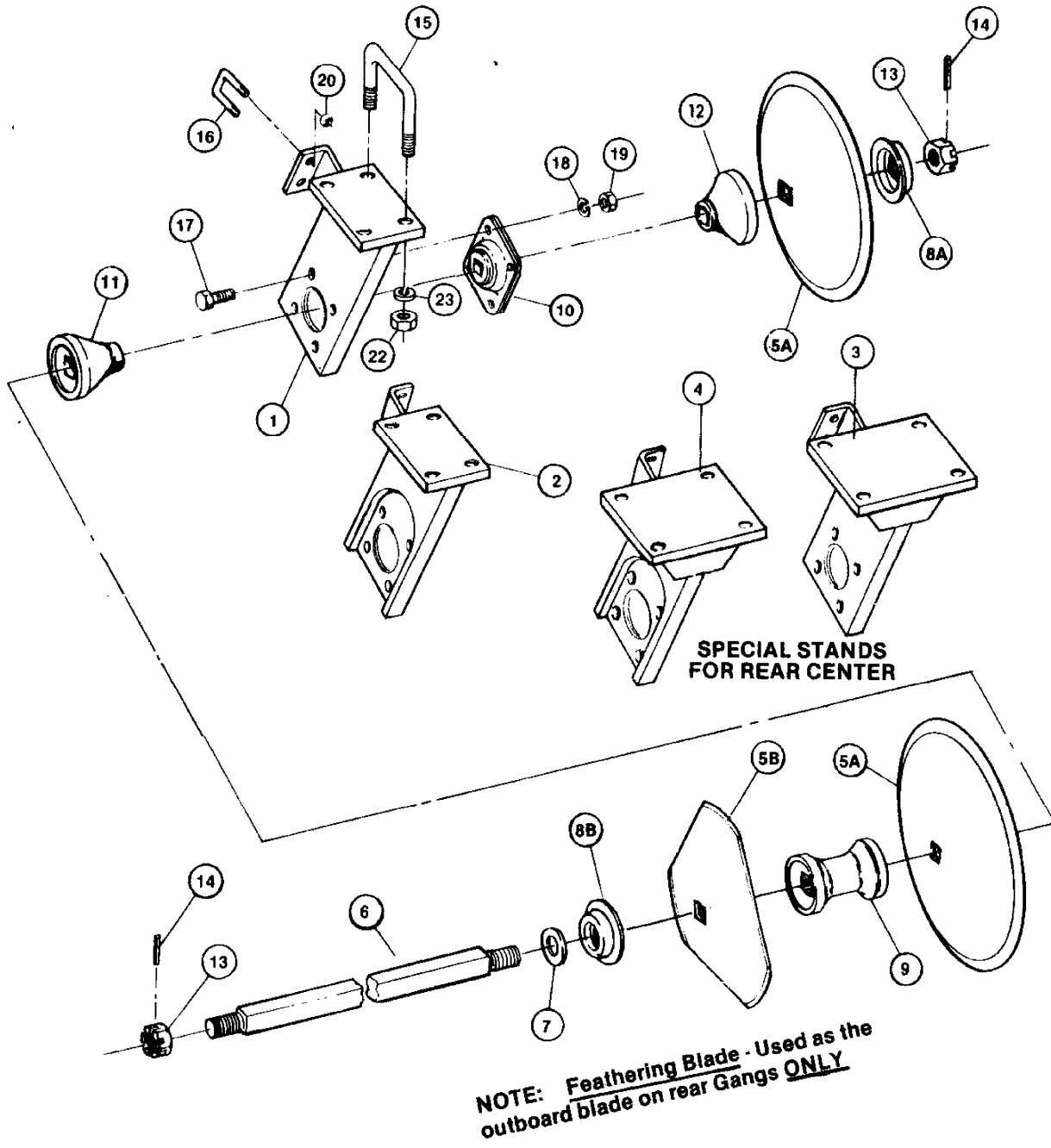
<u>REF. NO.</u>	<u>PART NO.</u>	<u>DESCRIPTION</u>
1	24127	Bearing Stand for Right Rear Gang
2	24180	Bearing Stand for Left Rear Gang
3	24036	Wide Plate Left Rear Center Bearing Stand
4	24505	Wide Plate Right Rear Center Bearing Stand
5	24458	18" Blade - Smooth x .197 x 1.75 Concave
5	24509	18" Blade - Notched x .197 x 1.75 Concave
5	24209	20" Blade - Smooth x .25 x 2.0 Concave
5	24460	20" Blade - Notched x .25 x 2.0 Concave
5	24121	22" Blade - Smooth x 7 ga. x 2.5 Concave
5	24072	22" Blade - Notched x 7 ga. x 2.5 Concave
5	24154	22" Blade - Smooth x .25 x 2.5 Concave
5	24277	22" Blade - Notched x .25 x 2.5 Concave
5	24128	24" Blade - Smooth x 6 ga. x 3" Concave
5	24181	24" Blade - Notched x 6 ga. x 3" Concave
5	24324	24" Blade - Smooth x .25 x 3" Concave
5	24371	24" Blade - Notched x .25 x 3" Concave
6	25713	16" Blade - 3 point feathering x 7 ga. x 1.58 Concave
6	25714	18" Blade - 3 point feathering x .197 x 1.75 Concave
7	*24501	52-1/4" long Gang Shaft for 25', 28' & 31' Rear Center
7	*24183	107-1/4" long Gang Shaft for 25' Rear Wing
7	*24088	125" long Gang Shaft for 28' Rear Wing
7	*24093	144" long Gang Shaft for 31' Rear Wing
8	88610	1-9/16" I.D. x 3" O.D. x 1/4" Gang Washer
9	24190	Gang Spool End Washer
10	24482	9" Gang Spool Casting
11	24122	Rear Bearing Spool Casting (long)
12	24069	Front Bearing Spool Casting (short)
13	24085	Gang Bearing in Cast Iron Flange
14	24386	1-3/4" Bearing Insert (can be ordered separately)
15	24511	Gang Bearing Bushing (1.75" O.D.)
16	88614	1-1/2" Nut, Hex Heavy Slotted
17	88605	Roll Pin, 5/16" x 2-1/4" long
18	24159	6" U-bolt, 7/8" dia.
19	88247	Bolt, 1/2" x 2" long N.C.
20	88341	Lock Washer, 7/8"
21	24217	U-bolt for Scraper Bar, 1/2"
22	88621	Locknut, 1/2" (nylon)
23	88104	Nut, 1/2" (non-lock)
24	88303	Lock Washer, 1/2"
25	88371	Nut, 7/8" (non-lock)

*Please specify if your machine has 1/4" thick blades. Slightly longer shafts are required for your machine.

NOTE: Pages 86 and 87 show gang shaft and scraper bar locations for 7610 Series D.O.T.

7620

REAR GANGS Square Gang Shaft Components with Flangette Bearing



NOTE: These Gang Components were used on machines after Serial Number 1091.

REAR GANG

Square Gang Shaft Components with Flangette Bearing

7620

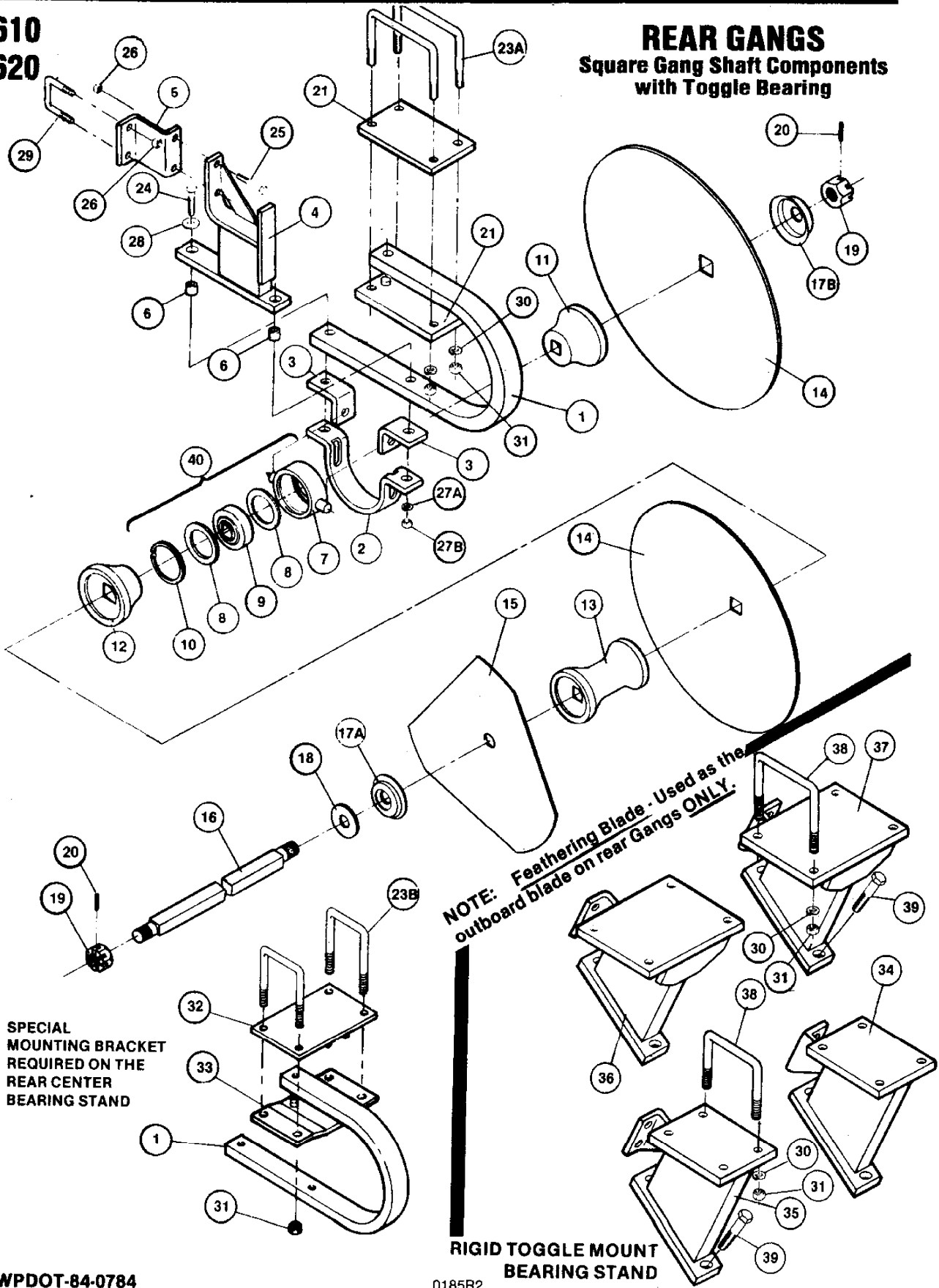
<u>REF. NO.</u>	<u>PART NO.</u>	<u>DESCRIPTION</u>
1	25763	Bearing Stand for Right Rear Gang
2	25764	Bearing Stand for Left Rear Gang
3	25765	Wide Top Bearing Stand for Right Rear - Center Only
4	25766	Wide Top Bearing Stand for Left Rear - Center Only
5A	24160	18" Blade - Smooth x 6 ga. (.197) x 1.75 Concave w/square hole
5A	24219	18" Blade - Notched x 6 ga. (.197) x 1.75 Concave w/square hole
5A	24054	20" Blade - Smooth x .25 x 2.0 Concave w/square hole
5A	24107	20" Blade - Notched x .25 x 2.0 Concave w/square hole
5A	24278	22" Blade - Smooth x .25 x 2.5 Concave w/square hole
5A	24387	22" Blade - Notched x .25 x 2.5 Concave w/square hole
5A	24038	24" Blade - Smooth x .25 x 3.0 Concave w/square hole
5A	24325	24" Blade - Notched x .25 x 3.0 Concave w/square hole
5B	25713	16" Blade - 3 point feathering x 7 ga. x 1.58 Concave for Rear Wing Gang Only
5B	25714	18" Blade - 3 point feathering x .148 x 1.75 Concave for Rear Wing Gang Only
6	25719	53-1/2" long Square Gang Shaft for 25', 28' & 31' Rear Center
6	25728	108-1/2" long Square Gang Shaft for 25' Rear Wing
6	25732	126-1/4" long Square Gang Shaft for 28' Rear Wing
6	25733	145-1/4" long Square Gang Shaft for 31' Rear Wing
7	88610	1-9/16" I.D. x 3" O.D. x 1/4" Gang Washer
8A	24190	"Dura Tight" Spring End Gang Washer
8B	25710	End Cap Casting (2-1/4" long)
9	24447	9" Gang Spool Casting with square hole
10	25703	Flangette Gang Bearing, 1-1/2" square bore
11	24352	Short Bearing Spool
12	25701	Long Bearing Spool
13	88614	1-1/2" Nut, Hex Heavy Slotted
14	88605	Roll Pin, 5/16" x 2-1/4" long
15	24159	6" U-bolt, 7/8" diameter
16	24217	1/2" U-bolt for Scraper Bar
17	88445	Bolt - Carriage 1/2" x 1-1/2"
18	88303	Lockwasher, 1/2"
19	88104	Nut (non-lock) 1/2"
20	88621	Lock Nut, 1/2" (Nylon)
21	88303	Lockwasher, 1/2"
22	88371	Nut (non-lock) 7/8"
23	88341	Lockwasher, 7/8"

NOTE: Pages 86 and 87 show gang shaft and scraper bar locations for 7620 Series D.O.T.

7610
7620

REAR GANGS

Square Gang Shaft Components
with Toggle Bearing



NOTE: Feathering Blade - Used as the
outboard blade on rear Gangs **ONLY**.

SPECIAL
MOUNTING BRACKET
REQUIRED ON THE
REAR CENTER
BEARING STAND

RIGID TOGGLE MOUNT
BEARING STAND

REAR GANG

Square Gang Shaft Components with Toggle Bearing

7610
7620

REF. NO.	PART NO.	DESCRIPTION
1	24520	Spring Shank Bearing Stand 9-1/2" hole mounting spacing
1	24354	Spring Shank Bearing Stand 10" hole mounting spacing
2	24526	Bearing Clamp Bearing Stand 9-1/2" hole mounting spacing
2	24486	Bearing Clamp for 10" hole mounting spacing
3	24527	Bearing Clamp Clip for 9-1/2" hole mounting spacing
3	24487	Bearing Clamp Clip for 10" hole mounting spacing
4	24017	Scraper Bar Bracket Weldment for 9-1/2" hole spacing
4	24528	Scraper Bar Bracket Weldment for 10" hole spacing
5	24481	Scraper Bar Attachment Bracket
6	24359	Pivot Bushing (1" O.D. x 3/4" long)
7	24155	Toggle Bearing Casting
8	24008	Toggle Bearing Washer
9	24099	Toggle Bearing with square hole
10	24210	Toggle Bearing Retaining Ring
11	24351	Long Bearing Spool Casting
12	24352	Short Bearing Spool Casting
13	24447	9" Gang Spool Casting with square hole
14	24160	18" Blade - Smooth x 6 ga. (.197) Concave w/square hole
14	24219	18" Blade - Notched x 6 ga. (.197) x 1.75 Concave w/square hole
14	24054	20" Blade - Smooth x .25 x 2.0 Concave w/square hole
14	24107	20" Blade - Notched x .25 x 2.0 Concave w/square hole
14	24278	22" Blade - Smooth x .25 x 2.5 Concave w/square hole
14	24387	22" Blade - Notched x .25 x 2.5 Concave w/square hole
14	24038	24" Blade - Smooth x .25 x 3.0 Concave w/square hole
14	24325	24" Blade - Notched x .25 x 3.0 Concave w/square hole
15	25713	16" Blade - 3 point feathering x 7 ga. x 1.58 Concave w/square hole
15	25714	18" Blade - 3 point feathering x .148 x 1.75 Concave w/square hole
16	24468	52-1/4" long Square Gang Shaft for 25', 28' & 31' Center for 7610
16	24477	107-1/4" long Square Gang Shaft for 25' Wing for 7610
16	24090	125" long Square Shaft for 28' Wing for 7610
16	24145	144" long Gang Shaft for 31' Wing for 7610
16	25719	53-1/2" long Square Gang Shaft for 25', 28' & 31' Rear Center for 7620
16	25728	108-1/2" long Square Gang Shaft for 25' Rear Wing for 7620
16	25732	126-1/4" long Square Gang Shaft for 28' Rear Wing for 7620
16	25733	145-1/4" long Square Gang Shaft for 31' Rear Wing for 7620
17A	24190	Spring End Gang Washer
17B	25710	End Cap Casting (2-1/4" long)
18	88610	1-9/16" I.D. x 3" O.D. x 1/4" Gang Washer
19	88614	1-1/2" Nut, Hex Heavy Slotted
20	88605	Roll Pin, 5/16" x 2-1/4" long
21	24026	Top Clamp Plate
22	24123	Bottom Bearing Shank Saddle
23A	24124	U-bolt, 7/8" x 6-1/8" spread w/7-1/4" long legs
23B	25693	U-bolt, 7/8" x 6-1/8" spread w/6-1/4" long legs
24	25692	Bolt, 3/4" x 4-1/2" long
25	88247	Bolt, 1/2" x 2" long
26	88621	Lock Nut, 1/2" (Nylon)
27A	88611	Lock Nut, 3/4" (Nylon)
27B	88130	Lock Washer, 3/4"
28	88131	Flat Washer, 3/4"
29	24217	1/2" U-bolt for Scraper Bar
30	88341	Lock Washer, 7/8"
31	88371	Nut (Non-lock) 7/8"
32	24495	Top Center Rear Clamp
33	25767	Center Rear Clamp (Bottom)
34	24523	Right Hand Toggle Mount Bearing Stand 9-1/2" hole mounting spacing
34	24268	Right Hand Toggle Mount Bearing Stand for 10" hole spacing
35	24524	Left Hand Toggle Mount Bearing Stand for 9-1/2" hole mounting spacing
35	24525	Left Hand Toggle Mount Bearing Stand for 10" hole spacing
36	24531	Right Hand Wide Plate Bearing Stand for Rear Center Only (9-1/2" hole spacing)
36	25759	Right Hand Wide Plate Bearing Stand for Rear Center Only (10" hole spacing)
37	24530	Left Hand Wide Plate Bearing Stand for Rear Center Only (9-1/2" hole spacing)
37	25758	Left Hand Wide Plate Bearing Stand for Rear Center Only (10" hole spacing)
38	24159	6" U-bolt, 7/8" diameter
39	88291	Bolt, 3/4" x 3" long
40	24306	Toggle Bearing and Casting Assembly (consists of Parts No.'s 7, 8, 9 & 10)
41	25693	U-bolt, 7/8" x 6-1/8" spread w/6-1/4" legs for Rear Center Only

Blades, shafts, bearings, bearing clamps and casting are the same that are used on spring shank gangs.
NOTE: Pages 86 and 87 show gang shaft and scraper bar locations for 7610 & 7620 Series D.O.T.

7610
7620
25'

FRONT WING
7610 GANG SHAFT -79-1/2"
7620 GANG SHAFT -80-3/4"
SCRAPER BAR -82"

FRONT

Smaller Diameter Feathering Blade

FRONT CENTER
7610 GANG SHAFT -70-1/4"
7620 GANG SHAFT -71-1/2"
SCRAPER BAR -73"

LEFT

SPECIAL WIDE TOP BEARING STAND

RIGHT

REAR WING
7610 GANG SHAFT -107-1/4"
7620 GANG SHAFT -108-1/2"
SCRAPER BAR -109"

Smaller Diameter Feathering Blade

REAR CENTER
7610 GANG SHAFT -52-1/4"
7620 GANG SHAFT -53-1/2"
SCRAPER BAR -54"
REAR

3 Point Feathering Blade

28'

Right and left side of machine require the same length gang shafts and scraper bars.

FRONT

Smaller Diameter Feathering Blade

FRONT CENTER
7610 GANG SHAFT -70-1/4"
7620 GANG SHAFT -71-1/2"
SCRAPER BAR -73"

FRONT WING
7610 GANG SHAFT -97-3/4"
7620 GANG SHAFT -99"
SCRAPER BAR -99"

LEFT

SPECIAL WIDE TOP BEARING STAND

RIGHT

REAR WING
7610 GANG SHAFT -125"
7620 GANG SHAFT -126-1/4"
SCRAPER BAR -127"

Smaller Diameter Feathering Blade

RF REAR CENTER
7610 GANG SHAFT -52-1/4"
7620 GANG SHAFT -53-1/2"
SCRAPER BAR -54"

REAR

3 Point Feathering Blade