




 **GENERAL
IMPLEMENT**
DISTRIBUTORS



Made in the U.S.A.



**LOCKED
LOAD**

"Good enough won't do - it must be right." - K.B. Danuser, Founder 1910



PALLET FORKS

2 - YEAR WARRANTY

- Heavy-duty rail style frame supports up to 6000 lbs.
- Excellent operator visibility through frame, brick guard, & grapple
- Multiple tie-down locations on frame
- Flip-up latch style tine adjustments
- 3500 lb. or 5500 lb. tine capacities
- 48" tine length

SKID-STEER QUICK ATTACH MOUNTS



WALK-THRU BRICK GUARD



FULL BRICK GUARD

FRONT-END LOADER QUICK ATTACH MOUNTS



EURO/GLOBAL LOADER



JOHN DEERE 200/300/400/500
SERIES LOADERS




JOHN DEERE 600/700
SERIES LOADERS

GRAPPLES

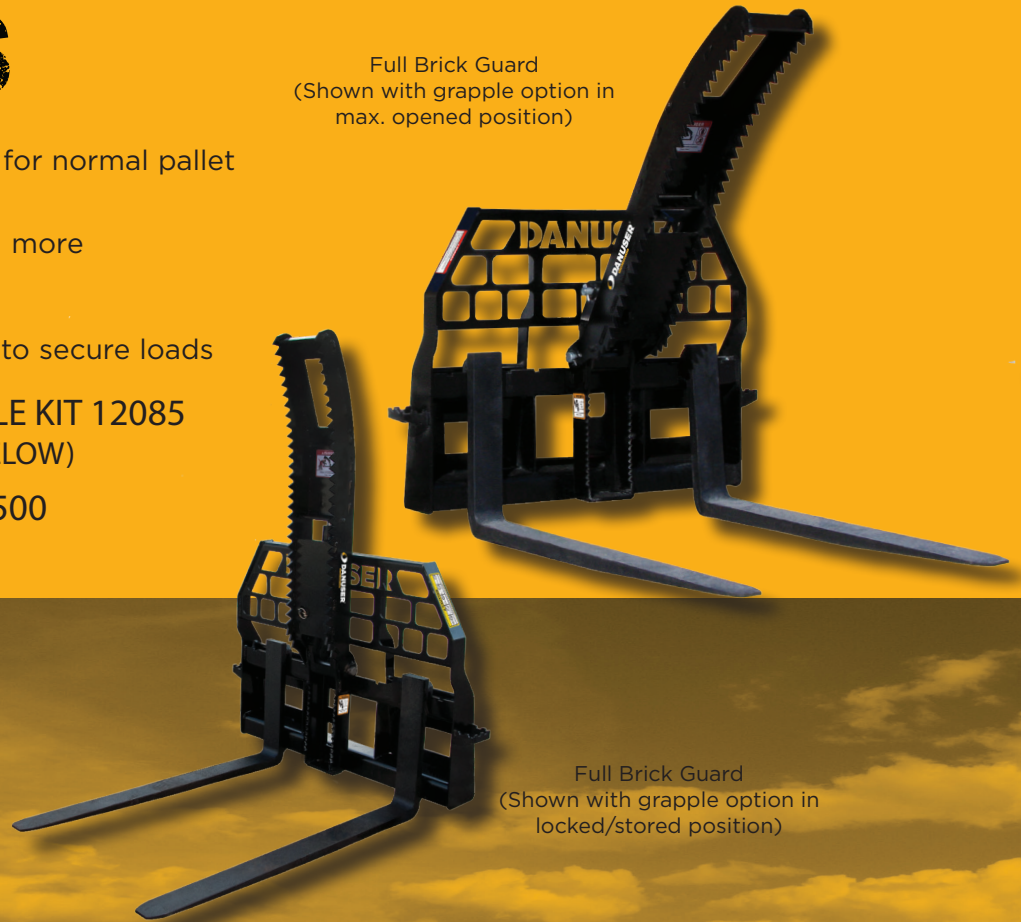
1 - YEAR WARRANTY

- Grapple can be locked and stored for normal pallet fork use (no tools required)
- Easily carry rocks, brush, logs, and more
- Maximum grapple opening of 55"
- Produces up to 9500 lbs. of force to secure loads

 DANUSER PALLET FORK GRAPPLE KIT 12085
FITS DANUSER FORK FRAMES (SEE BELOW)

 PALLET FORK GRAPPLE KIT 170500
FITS MOST OTHER FORK FRAMES

Full Brick Guard
(Shown with grapple option in
max. opened position)

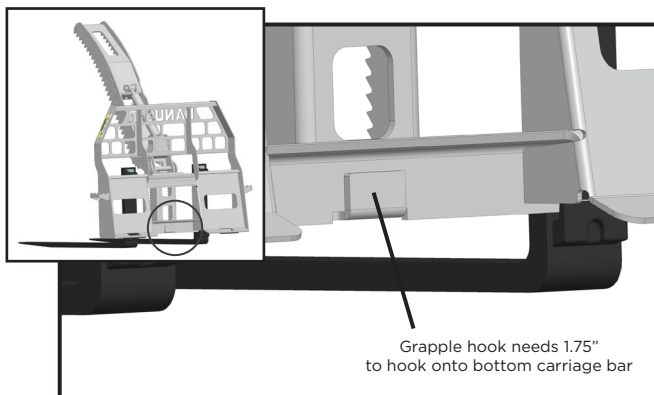


Full Brick Guard
(Shown with grapple option in
locked/stored position)

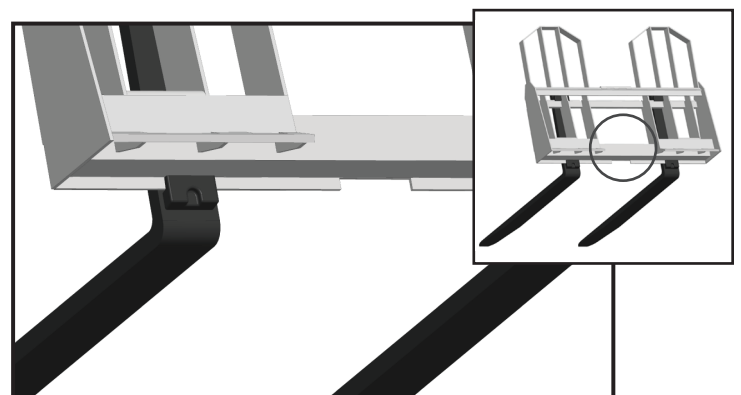


ATTACHING THE MULTI-PURPOSE GRAPPLE

PART NUMBER 12085 FITS THIS FRAME DESIGN



PART NUMBER 170500 FITS THIS FRAME DESIGN



**GENERAL
IMPLEMENT**
DISTRIBUTORS




PALLET FORK CUSTOMIZATION

YOUR NAME HERE



Personalized brick guards available
(for sets of 10 or more)



A HISTORY OF INNOVATION

Established in 1910, DANUSER has been family owned and operated by four generations. We have manufactured auger systems since the mid-1940's. With decades of design and manufacturing experience, our machines have stood the test of time. Today our commitment to our customer remains to design and build products that are the benchmark of quality, reliability, and longevity. In the words of our founder K.B. Danuser, "Good enough won't do – it must be right."

DANUSER manufactures several attachments for various equipment, serving several industries worldwide. Please visit www.danuser.com to see our full line of attachments.

Danuser reserves the right to make changes in design, specifications, and prices without notice and without incurring any obligation relating to such changes.



Visit danuser.com for more Danuser attachments.





PALLET FORK & MULTI-PURPOSE GRAPPLE PRICE SHEET

PALLET FORK FRAMES

2-Year Warranty

⚠ WARNING This product can expose you to chemicals known to the State of California to cause cancer and birth defects or other reproductive harm. For more information go to www.P65Warnings.ca.gov/product.

PN	DESCRIPTION	WT.	PRICE
12017	Skid-Steer Full Brick Guard	166	\$715.00
12030	Skid-Steer Walk-Thru Brick Guard	162	\$715.00
12033	John Deere 200/300/400/500 Series Loader	146	\$778.00
12034	John Deere 600/700 Series Loader	178	\$947.00
12035	Euro/Global Loader	148	\$751.00

Free personalization to any pallet fork brick guard (Required Minimum Quantity of 10)
Just add a "P" to the end of the part number

PALLET FORK TINES

PN	DESCRIPTION	WT.	PRICE
12057	Fork Tine Set 1-1/4" x 48" 3500 lbs. capacity	179	\$641.00
12059	Fork Tine Set 1-5/8" x 48" 5500 lbs. capacity	230	\$776.00

MULTI-PURPOSE GRAPPLE

1-Year Warranty

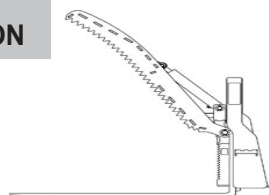
See next page for frame designs

PN	DESCRIPTION	WT.	PRICE
12085	Grapple Maximum opening of 55". Produces 9500 lbs. of clamping force at 3000 psi. Will fit all frames listed above. See page 2 for other frame styles. Includes hoses with flat faced couplers.	150	\$1,462.00
170500	Pallet Fork Grapple Kit (Other frame Designs) Maximum opening of 55". Produces 9500 lbs. of clamping force at 3000 psi. Fits most fork frames. Includes hoses with flat faced couplers.	150	\$1,462.00

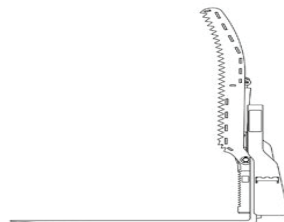
FRONT-END LOADER HOSE KIT

PN	DESCRIPTION	WT.	PRICE
196056	Front-End Loader Hose Kit 1/2" hoses, 25' long, with 1/2" flush-face couplers (ISO 16028) on one end to connect to Pallet Fork Grapple hoses, and ISO 7241 Series A couplers (compatible with ISO 5675 Pioneer couplers) on the opposite end to connect to tractor rear remotes. Includes bolt-on/weld-on mounting bracket.	27	\$482.00

**GRAPPLE IN
WORKING POSITION**



**GRAPPLE IN
LOCKED POSITION
FOR NORMAL PALLET FORK USE
(NO TOOLS REQUIRED)**


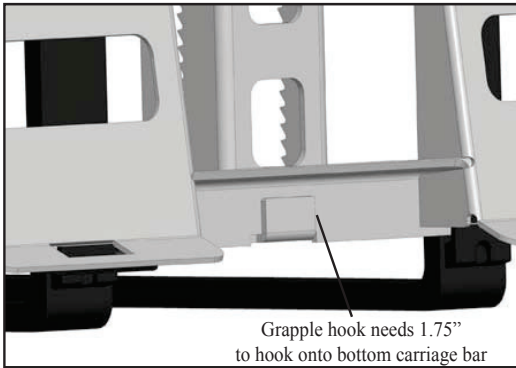
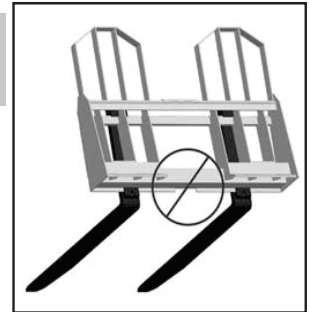


ATTACHING THE MULTI-PURPOSE GRAPPLE TO OTHER FRAMES



**DANUSER PALLET
FORK GRAPPLE KIT
12085**
FITS DANUSER FORK
FRAMES

**PALLET FORK
GRAPPLE KIT
170500**
FITS MOST OTHER
FORK FRAMES



REPAIR PARTS & SAFETY SIGNS

To find repair parts and safety signs, see Danuser's online Parts Catalog at parts.danuser.com.

The Parts Catalog includes all current attachment parts and decals in a user-friendly, accessible, and portable format.

Be sure to have model and serial number at hand to find the correct items.

Multi-Purpose G

PART ID: 12085

Danuser is proud to introduce the Multi-Purpose Grapple as the newest accessory to the Danuser Pallet Fork line. Expand the functionality of your pallet forks to carry various items such as logs, rocks, pipe, brush, debris, hay bales, fence posts and more. Versatile working options permit the Multi-Purpose Grapple to be pinned in an upright position which allows for normal pallet fork use without the hassle of removing the grapple from the frame (no tools required). With a maximum opening of 55" and 9,500 lbs. of clamping force, the grappling possibilities are endless. Includes hoses with flat faced couplers.

Note:

Do not exceed rated capacity of pallet fork frame and tines.

Specifications

Max. Jaw Opening: 55"

Clamping Force: 9,500 lbs.

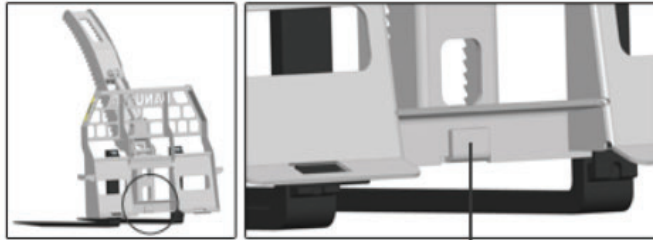
Machine Weight: 180 lbs.

Fits Danuser frames:

PNs: [12017](#), [12030](#), [12033](#), [12034](#), & [12035](#)

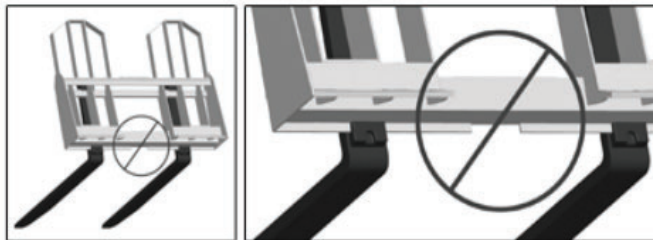
Other frames see right.

FITS THIS FRAME DESIGN



Grapple hook needs 1.75" to hook onto bottom carriage bar

DOES NOT FIT THIS FRAME DESIGN



Not enough clearance for grapple hook

Multi-Purpose Grapple



Sales Training Guide



 **GENERAL
IMPLEMENT**
DISTRIBUTORS

OVERVIEW

Danuser is proud to introduce the Multi-Purpose Grapple as the newest accessory to the Danuser Pallet Fork line. Expand the functionality of your pallet forks to carry various items such as logs, rocks, pipe, hay bales, fence posts, and more. Easily clear out brush and debris. The Multi-Purpose Grapple also assists in cutting firewood by raising heavy logs off the ground to a manageable height for cutting. With a maximum opening of 55" and 9500 lbs. of clamping force, the grappling possibilities are endless.

COMPETITIVE ADVANTAGES

- Support and secure loads with up to 9500 lbs. of clamping force and 90 laser-cut teeth.
- Versatile working options permit the Multi-Purpose Grapple to be pinned in an upright position for normal pallet fork use without the hassle of removing the grapple from the frame (no tools required).
- Tine width may be adjusted to accommodate various loads without interference from the Multi-Purpose Grapple.
- Built-in flow restrictors allow the operator to precisely control the speed in which the Multi-Purpose Grapple opens and closes.
- Attach the Multi-Purpose Grapple to an existing pallet fork frame.



MOUNTS

The Multi-Purpose Grapple is an accessory for the following Danuser Pallet Forks.
(See p. 7 for fitting details on other brands.)

Skid-Steer Quick Attach Mounts



Walk-Thru
Brick Guard
PN: 12030



Full Brick Guard
PN: 12017

Front-End Loader Quick Attach Mounts



Euro/Global
Loader
PN: 12035



John Deere
200/300/400/500
Series Loaders
PN: 12033



John Deere
600/700
Series Loaders
PN: 12034

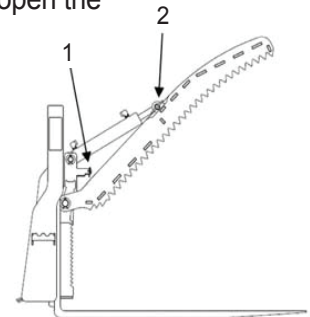
OPERATING INSTRUCTIONS

Please refer to the Operator's Manual for complete operating and safety information.

To operate the Multi-Purpose Grapple, cycle the hydraulics one direction to open the jaws and the other to close the jaws.

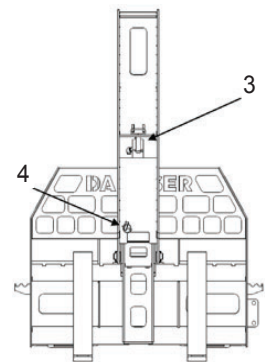
To pin up the Multi-Purpose Grapple in an upright position

1. Remove the klik pin stored in the locking tab (1), and remove the klik pin and the cylinder rod pin connected to the jaw (2).
2. Lift the grapple jaw and fold up towards the frame. Make sure all hoses are clear from pinch points.
3. Replace the klik pin in the locking tab (4).
4. Place the cylinder rod pin and klik pin in the storage location (3).



To unpin the Multi-Purpose Grapple for operation

1. Remove the klik pin and cylinder rod pin from the storage location (3), and remove the klik pin from the locking tab (4) while holding the jaw upright.
2. Carefully lower the jaw until the cylinder rod is lined up with the mounting tabs on the jaw (2). Install the cylinder rod pin with its klik pin.
3. Place the locking tab klik pin in the locking tab (1).



SHARING TIPS

As you introduce the Multi-Purpose Grapple to dealers and end-users, be sure to implement the following helpful tips:

Don't sell...Inform

- Detail how the product is unique by touching on the points in the Competitive Advantages section of this guide.
- Cover the benefits that the end-user will experience by owning this product; refer to Overview and Competitive Advantages section of this guide.
- Touch on the reputation of Danuser as an American manufacturer of quality and innovative products for over 100 years.

Offer a solution

- What's the problem? In the field or on a jobsite, the demands can be endless. While pallet forks are useful, the most valuable tools are those that serve more than one purpose. What's the solution? The Multi-Purpose Grapple increases the usefulness of a set of pallet forks by expanding their functionality and safety.

Create opportunities

- Give your customers the opportunity to try the product by performing a product demonstration.
- Encourage dealers to take advantage of special quantity-based offers.

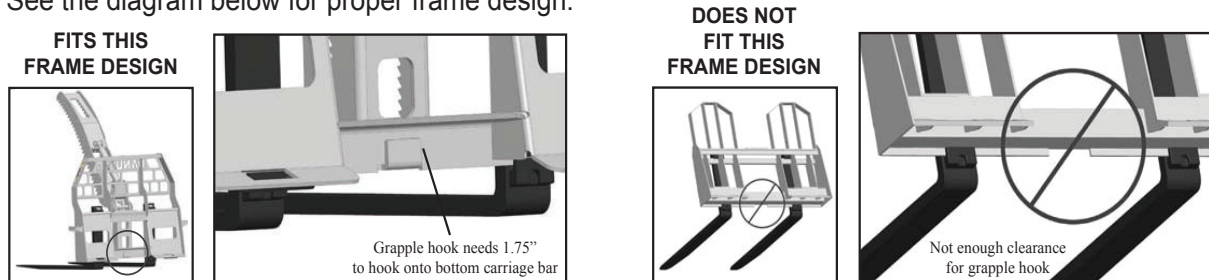


HOW TO RESPOND TO FAQs

If your customers have questions regarding the Multi-Purpose Grapple, refer to the list of frequently asked questions below.

Q: Can I attach the Multi-Purpose Grapple to any set of pallet forks?

A: The Multi-Purpose Grapple fits the following Danuser Pallet Fork Frames (PNs: 12030, 12017, 12035, 12033, and 12034). The Multi-Purpose Grapple may also be mounted on additional brands. See the diagram below for proper frame design.



Q: What type of maintenance is required?

A: The Multi-Purpose Grapple has no maintenance items other than making sure the hydraulic components are in good working order and all fasteners are tight.

Q: What is the warranty for the Multi-Purpose Grapple?

A: Multi-Purpose Grapple: 1 - Year Warranty and Pallet Forks: 2 - Year Warranty.

