
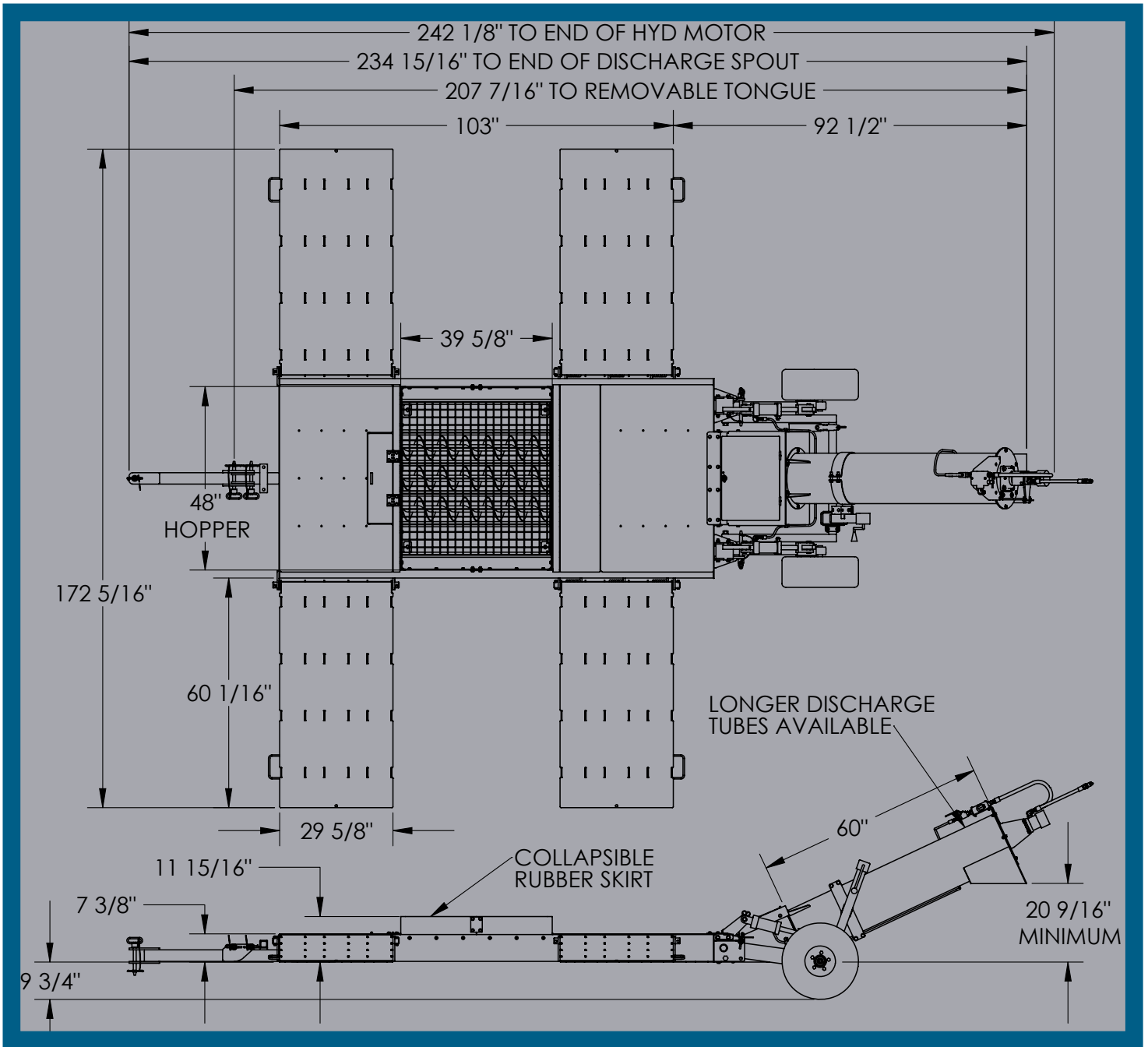


BURCHLAND **GSX** Grain Shuttle

Drive Over Truck Hoppers



Fast, Convenient, Portable Trailer Unloading




GSX Specifications

MODEL	BUSHEL PER HOUR	HP REQUIRED	HYD FLOW (GPM)	6" HORIZONTAL AUGERS	DISCHARGE AUGER	GROSS WEIGHT (LBS.)	HITCH WEIGHT (LBS)
GSX 130	Matches 13" auger	15	15 @ 1800 PSI	3	13"	2900	1060


BURCHLAND **GSX** Grain Shuttle

Standard Features

Low mounted, removable tongue. Low, 7 3/8" deck height that any truck and trailer can climb over.



The 48" hopper opening allows you to fully open the trailer door without having to move the truck.



Heavy duty, greasable, 2", cast steel flange discharge bearing.



- Tread plate ramps and platform top.
- Flexible, rubber grain splash guard.
- Transport wheels stay attached and out of the way during operation.
- Formed ridges in the hopper floor aid in grain cleanout and add strength.
- Quick to set up and transport.
- Spring loaded ramps.
- 6" horizontal augers.
- Heavy duty construction.
- Powder coat finish.
- Reliable grain auger design.



US Patent #D662,856

Easy access to the junction box to grease u-joints and bushings. U-joint zerk is in the cap and easy to grease.



Easy maintenance access to roller chain drive and bearings. Heavy duty, greasable, cast steel flange bearings.




60" ramps create a gentle slope that any truck can climb. Spring loaded ramps are easy to lift.



The GSX's extended, tread plate platform leaves room to safely step across the hopper while the truck is parked over it. This leaves extra room to turn the trap door crank and extra room for a trailer that may not be perfectly straight behind the truck. Transport wheels and optional hydraulic lift are placed low and out of the way. This feature saves time and steps every time a truck is dumped.


Options



Hydraulic lift. A jack is used on standard machines.



Fold out side chute for unloading gravity wagons.



Extended platform hopper to accommodate a tractor with dual wheels and a gravity wagon

- 10" or 13" discharge tubes.
- Hydraulic or electric drive.
- Extended discharge tubes.
- Pit models available minus ramps and transport assembly.
- Custom colors available.

Part#		
11752	GSX 130 D.O.H w/Hyd. Drive	\$18,900
13771	GSX-130 D.O.H. W/ELEC DRIVE	\$18,900
12861	OPTIONAL SIDE CHUTE (FOR SIDE CHUTE ON A GRAVITY WAGON)	\$395
12769	OPTIONAL REAR HYDRAULIC LIFT	\$1,000
13768	DEDUCTION TO REMOVE RAMP ASSEMBLY	(\$2,000)
13769	DEDUCTION TO REMOVE TRANSPORT ASSEMBLY	(\$880)
12810	ELECTRIC DRIVE KIT	\$1,300
13586	ELECTRIC DRIVE KIT	\$1,300

