

MOWERS & BRUSH CUTTERS

PREMIER
ATTACHMENTS

AMMBUSHER

M-SERIES – CLASSIC AMMBUSHER MOWERS

MODEL #	WIDTH	GPM	DESCRIPTION	MAX. CUT CAPACITY	# BLADES	BLADE THICKNESS	BLADE MATERIAL	BLADE TIP SPEED		APPROX. WEIGHT
								MIN FPM	MAX FPM	
AM601-8	60"	14-17	STANDARD BRUSH MOWER	3"	2	1/2"	5160 FORGED	1,225	14,881	1,115 LBS.
AM601-10		18-21						12,605	14,706	
AM601-12		22-28						12,838	16,340	
AM720-10	72"	15-18	STANDARD BRUSH MOWER	3"	2	1/2"	5160 FORGED	12,605	15,126	1,400 LBS.
AM720-12		19-23						13,305	16,107	
AM720-14		27-29						16,207	17,407	

M-SERIES – CLASSIC AMMBUSHER MOWERS

MODEL #	WIDTH	GPM	DESCRIPTION	MAX. CUT CAPACITY	# BLADES	BLADE THICKNESS	BLADE MATERIAL	BLADE TIP SPEED		APPROX. WEIGHT
								MIN FPM	MAX FPM	
AC720C	72"	30+	HIGH FLOW, CLOSED FRONT, HEAVY DUTY BRUSH CUTTER, CARBIDE TEETH	7"	4	3/4"	AR400	10,977	14,636	2380 LBS.
AC720CE			HIGH FLOW, OPEN FRONT, HEAVY DUTY BRUSH CUTTER, CARBIDE TEETH							2270 LBS.

MOWERS & BRUSH CUTTERS

PREMIER
ATTACHMENTS

AMMBUSHER

M-SERIES MOWERS, AM601 & AM720

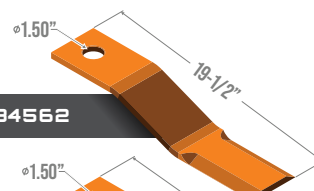
MODEL #	DESCRIPTION	APPROX. WEIGHT
84562	60" AMMBUSHER BLADE, 19-1/2" (COMES WITH BLADE NUT)	10 LBS.
84957	72" AMMBUSHER BLADE, 24-1/2" (COMES WITH BLADE NUT)	13 LBS.
84365	BLADE BOLTS	1.5 LBS.
84363	BLADE NUT	.5 LBS.
84322	E-20 SHOCK COUPLER	4 LBS.
84379	1/2" ROLL PIN	.125 LBS.

C-SERIES BRUSH CUTTERS, AC720C


MODEL #	DESCRIPTION	APPROX. WEIGHT
87540	AC720 BLADE (COMES WITH BLADE NUT)	19 LBS.
87534	AC720 BLADE PUCK	1.5 LBS.
87542	AC720 CARBIDE TEETH	.25 LBS.
40069	CARBIDE TOOTH NUT	.8 OZ.

D-SERIES BRUSH CUTTERS, DL66 & DL72


MODEL #	DESCRIPTION	APPROX. WEIGHT
85225	DL66 BLADE (COMES WITH NUT)	7 LBS.
85528	DL72 BLADE (COMES WITH NUT)	10 LBS.
84365	BLADE BOLTS	1.5 LBS.
84363	BLADE NUT	.5 LBS.




84562



84957



87540



85225



85528

For over 25 years, Ammbusher has built safe and reliable Mowers and Brush Cutters. Designed to fit all brands of skid steer loaders. Premier Attachments offers 2 Mowers and 4 Brush Cutters. Every unit is tested, balanced and operated before leaving the factory to ensure it's ready for work.

MOWER FEATURES

- Bi-Directional Cutting
- Available in 60" and 72" cutting widths
- Cuts vegetation up to 4" diameter
- Rubberized drive coupler helps protect motor and gearbox from impact
- Heavy-duty round stump jumper with dual free-swinging blades
- Built-in pressure relief valve for fast blade rotation shut down
- Front chain curtain prevents unsafe discharge
- Non-skid step areas for entrance/exit to the loader
- Safety shield covers rotating parts

BRUSH CUTTER FEATURES

- Ability to cut vegetation up to 7" diameter
- 4 blade, heavy-duty blade cutter
- Optional carbide stump grinding teeth
- Heavy-duty push-bar designed to push brush and trees down
- Replaceable wear shoes
- Spindle interrupters prevent wire, twine, and vegetation from wrapping driveshaft
- Built-in pressure relief valve to protect the hydraulic motor
- Front chain curtain to help prevent unsafe discharge



MOWERS & BRUSH CUTTERS

Prices Effective as of 2-23

AMMBUSHER MOWERS & BRUSH CUTTERS

CLASSIC AMMBUSHER BRUSH MOWER (M-SERIES)

*Comes Complete with 5/8" Hose Kit and 1/2" Flat Faced Couplers

Model/Item #	Description	Approx Weight	Suggested List Price (US \$)
AM601-8	Ambusher 60" Standard Brush Mower, 14-17 gpm	1115 lbs	\$8,575.00
AM601-10	Ambusher 60" Standard Brush Mower, 18-21 gpm	1115 lbs	\$8,575.00
AM601-12	Ambusher 60" Standard Brush Mower, 22-28 gpm	1115 lbs	\$8,575.00
AM720-10	Ambusher 60" Standard Brush Mower, 15-18 gpm	1400 lbs	\$9,729.00
AM720-12	Ambusher 60" Standard Brush Mower, 19-23 gpm	1400 lbs	\$9,729.00
AM720-14	Ambusher 60" Standard Brush Mower, 27-29 gpm	1400 lbs	\$9,729.00
84627	Wheel Kit, Bolt-on, for AM601 and AM720	105 lbs	\$823.00

HEAVY-DUTY BRUSH CUTTERS (AG720, AP720, AG840, & AP840 SERIES)

Model/Item #	Description	Approx Weight	Suggested List Price (US \$)
GEAR	AG720-3-30 Open Front, Heavy Duty Brush Cutter, Standard Blade Carrier, Gear Motor	1645 lbs	\$12,999.00
	AG720-3-40 Open Front, Heavy Duty Brush Cutter, Standard Blade Carrier, Gear Motor	1645 lbs	\$12,999.00
	AG720-3-45 Open Front, Heavy Duty Brush Cutter, Standard Blade Carrier, Gear Motor	1645 lbs	\$12,999.00
	AG720-4-30 Open Front, Heavy Duty Brush Cutter W/Carbide Blade Carrier, Gear Motor	2105 lbs	\$14,599.00
	AG720-4-40 Open Front, Heavy Duty Brush Cutter W/Carbide Blade Carrier, Gear Motor	2105 lbs	\$14,599.00
	AG720-4-45 Open Front, Heavy Duty Brush Cutter W/Carbide Blade Carrier, Gear Motor	2105 lbs	\$14,599.00
PISTON	AP720-3-30 Open Front, Heavy Duty Brush Cutter, Standard Blade Carrier, Piston Motor	1685 lbs	\$13,999.00
	AP720-3-40 Open Front, Heavy Duty Brush Cutter, Standard Blade Carrier, Piston Motor	1685 lbs	\$13,999.00
	AP720-3-45 Open Front, Heavy Duty Brush Cutter, Standard Blade Carrier, Piston Motor	1685 lbs	\$13,999.00
	AP720-4-30 Open Front, Heavy Duty Brush Cutter W/Carbide Blade Carrier, Piston Motor	2005 lbs	\$15,599.00
	AP720-4-40 Open Front, Heavy Duty Brush Cutter W/Carbide Blade Carrier, Piston Motor	2005 lbs	\$15,599.00
	AP720-4-45 Open Front, Heavy Duty Brush Cutter W/Carbide Blade Carrier, Piston Motor	2005 lbs	\$15,599.00
GEAR	AG840-3-35 Open Front, Heavy Duty Brush Cutter, Standard Blade Carrier, Gear Motor	2037 lbs	\$14,249.00
	AG840-3-45 Open Front, Heavy Duty Brush Cutter, Standard Blade Carrier, Gear Motor	2037 lbs	\$14,249.00
	AG840-3-35 Open Front, Heavy Duty Brush Cutter W/Carbide Blade Carrier, Gear Motor	2233 lbs	\$16,049.00
	AG840-3-45 Open Front, Heavy Duty Brush Cutter W/Carbide Blade Carrier, Gear Motor	2233 lbs	\$16,049.00
PISTON	AP840-3-35 Open Front, Heavy Duty Brush Cutter, Standard Blade Carrier, Piston Motor	2077 lbs	\$15,249.00
	AP840-3-45 Open Front, Heavy Duty Brush Cutter, Standard Blade Carrier, Piston Motor	2077 lbs	\$15,249.00
	AP840-3-55 Open Front, Heavy Duty Brush Cutter, Standard Blade Carrier, Piston Motor	2077 lbs	\$15,249.00
	AP840-4-35 Open Front, Heavy Duty Brush Cutter W/Carbide Blade Carrier, Piston Motor	2275 lbs	\$17,049.00
	AP840-4-45 Open Front, Heavy Duty Brush Cutter W/Carbide Blade Carrier, Piston Motor	2275 lbs	\$17,049.00
	AP840-4-55 Open Front, Heavy Duty Brush Cutter W/Carbide Blade Carrier, Piston Motor	2275 lbs	\$17,049.00

HEAVY DUTY INDUSTRIAL GRADE BRUSH CUTTER (AC-SERIES)

*Comes Complete with 1" Hose Kit and Choice of 1/2", 5/8", 3/4" Flat Faced Couplers High Flow Only - Carbide Teeth Included

Model/Item #	Description	Approx Weight	Suggested List Price (US \$)
AC720C	High Flow, Closed Front, C-Series Heavy Duty Brush Cutter, Carbide Teeth, 30+ gpm	2250 lbs	\$16,599.00
AC840CE	High Flow, Open Front, C-Series Heavy Duty Brush Cutter, Carbide Teeth, 30+ gpm	2270 lbs	\$17,999.00

Prices and Specifications may be subject to change without notice. Prices do not include shipping or setup.

MOWERS & BRUSH CUTTERS

Prices Effective as of 2-23

CLOSED FRONT CONVERSION KIT (FOR ALL MODELS)

Model/Item #	Description	Approx Weight	Suggested List Price (US \$)
CFK-72	72" Closed Front Conversion Kit	125 lbs	\$1,250.00
CFK-84	84" Closed Front Conversion Kit	145 lbs	\$1,500.00

COMMON WEAR PARTS FOR AMMBUSHER

M-SERIES MOWERS, AM601 & AM720

Model/Item #	Description	Approx Weight	Suggested List Price (US \$)
84562	60" Ammbusher Blade, 19-1/2" (comes with Blade Nut)	10 lbs	\$73.00
84957	72" Ammbusher Blade, 24-1/2" (comes with Blade Nut)	13 lbs	\$79.00
84365	Blade Bolts	1.5 lbs	\$29.00
84363	Blade Nut	0.5 lbs	\$15.00
84322	E-20 Shock Coupler	4 lbs	\$319.00
84379	1/2" Roll Pin	0.125 lbs	\$7.00

D-SERIES BRUSH CUTTER, AD720

Model/Item #	Description	Approx Weight	Suggested List Price (US \$)
Varies	Call Factory for DL66 and DL72 Blades & Parts	NA	NA
85225	AD720 Blade (Comes with Blade Nut)	7 lbs	\$59.00
84365	Blade Bolts	1.5 lbs	\$29.00
84363	Blade Nut	0.5 lbs	\$15.00

C-SERIES BRUSH CUTTER, AC720C

Model/Item #	Description	Approx Weight	Suggested List Price (US \$)
87540	AC720 Blade (Comes with Blade Nut)	19 lbs	\$190.00
87534	AC720 Blade Puck	1.5 lbs	\$77.00
87542	AC720 Carbide Teeth	0.25 lbs	\$24.00
40069	Carbide Tooth Nut	0.75 lbs	\$2.00

DL66 & DL72 (OLDER MODELS)

Model/Item #	Description	Approx Weight	Suggested List Price (US \$)
85225	DL66 Blade (Comes with Nut)	7 lbs	\$59.00
85528	DL72 Blade (Comes with Nut)	10 lbs	\$65.00
84365	Blade Bolt	1.5 lbs	\$29.00
84363	Blade Nut	0.5 lbs	\$15.00



Prices and Specifications may be subject to change without notice. Prices do not include shipping or setup.