

# HINIKER 5600 SERIES WINDROW SHREDDER PARTS BOOK

FOR SERIES 5600, 5610, 5620, AND 5630  
MODEL YEAR 1994 -

SECTION 1	MODEL 5600
SECTION 2	MODEL 5610
SECTION 3	MODEL 5620/5620H
SECTION 4	MODEL 5630/5630H

# PARTS

It is the policy of Hiniker Company to constantly improve its products whenever it is practical to do so.

Hiniker Company must therefore reserve the right to redesign or change its equipment or component parts thereof without incurring the obligation to install or furnish such changes on the equipment previously delivered.

## INSTRUCTIONS FOR ORDERING PARTS

1. The reference numbers (Ref. No.) in the illustrations correspond to the same reference numbers (Ref. No.) in the description list. An assembly having a part number can be ordered. All other parts must be ordered individually. The quantity in the (Qty.) column is the number of parts used in this area of the machine. The term "A/R" for number required indicates "as required" where the quantity may vary. Order all parts by their part number and description. Do not use the reference number (Ref. No.).
2. All references to left and right, front and rear apply to the machine as viewed from the rear of the machine, facing forward in the direction of travel.
3. Always mention the identification number of the model and serial numbers found on the name plate of the unit on which the part is to be used. Much delay and confusion can be avoided when correct numbers are specified on parts order and correspondence.

**HINIKER COMPANY**  
**58766 240th St.**  
**P.O. BOX 3407**  
**MANKATO, MN 56002-3407 USA**  
**Phone: (800) 433-5620**  
**Fax: (800) 637-3991**  
**e-mail: [hiniker@hiniker.com](mailto:hiniker@hiniker.com)**

# SECTION 1

## MODEL 5600

### PTO COMPONENTS

PAGE 2	1 3/8-21 1000 RPM CV PTO (YELLOW SHIELDS)
PAGE 3	1 3/4-20 1000 RPM CV PTO (YELLOW SHIELDS)
PAGE 4	1 3/8-21 1000 RPM CV PTO (BLACK SHIELDS)
PAGE 5	1 3/4-20 1000 RPM CV PTO (BLACK SHIELDS)
PAGE 6	OVERRUNNING CLUTCH, 1000 RPM

### GEARBOX

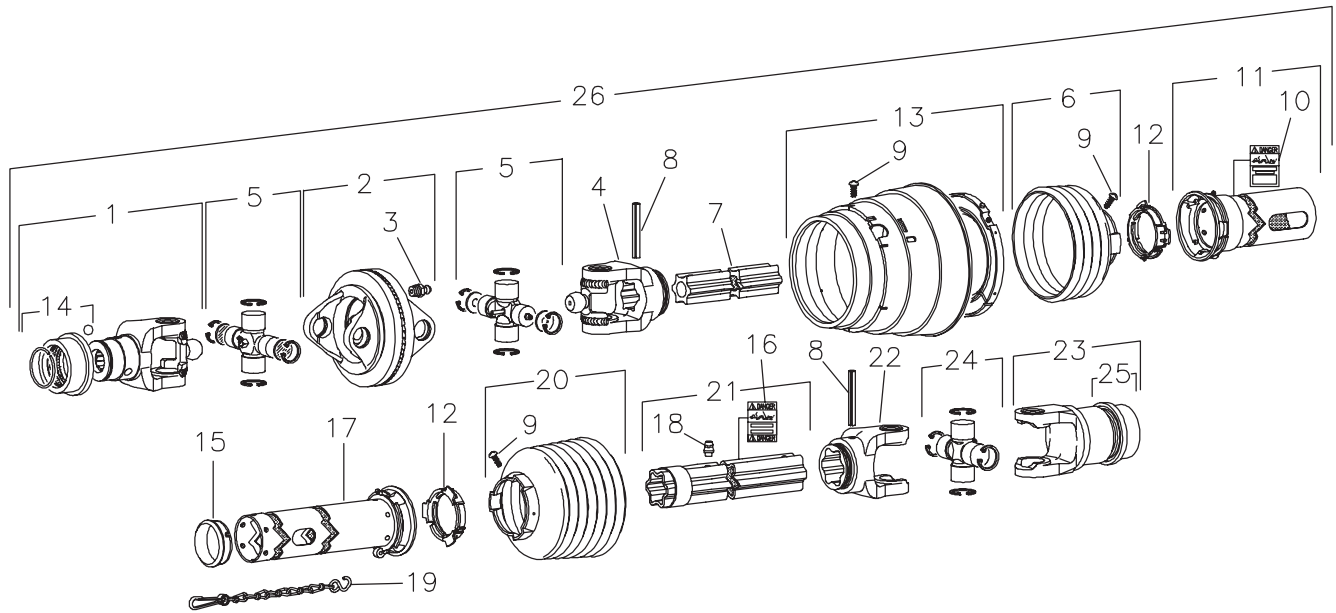
PAGE 7	GEARBOX ASSEMBLY, 1000 RPM
--------	----------------------------

### WINDROW SHREDDER COMPONENTS

PAGE 8	TRAIL HITCH ASSEMBLY WITH STAND
PAGE 9	FRONT DRIVE LINE ASSEMBLY (5600-0001-100 TO 5600-0076-101)
PAGE 10-11	FRONT DRIVE LINE ASSEMBLY (5600-0077-102 TO 5600-0218-104)
PAGE 12-13	ROTOR AND DRIVE ASSEMBLY (5600-0001-100 TO 5600-0076-101)
PAGE 14-15	ROTOR AND DRIVE ASSEMBLY (5600-0077-102 TO 5600-0218-104)
PAGE 16-17	AUGER AND DRIVE ASSEMBLY (5600-0001-100 TO 5600-0076-101)
PAGE 18-19	AUGER AND DRIVE ASSEMBLY (5600-0077-102 TO 5600-0218-104)
PAGE 20	CHUTE ASSEMBLY (5600-0001-100 TO 5600-0076-101)
PAGE 21	CHUTE ASSEMBLY (5600-0077-102 TO 5600-0218-104)
PAGE 22	CUP KNIFE ASSEMBLY (5600-0001-100 TO 5600-0076-101)
PAGE 23	CUP KNIFE ASSEMBLY (5600-0077-102 TO 5600-0218-104)
PAGE 24	IDLER ASSEMBLY
PAGE 24	SMV SIGN ASSEMBLY
PAGE 25	TIRE, RIM, AND WHEEL LEG ASSEMBLY (5600-0001-100 TO 5600-0076-101)
PAGE 26	WHEEL AND LEG ASSEMBLY (5600-0077-102 TO 5600-0218-104)
PAGE 27	RATCHET JACK ASSEMBLY
PAGE 27	SAFETY CHAIN
PAGE 27	OPERATOR MANUAL

HINIKER 5600 SERIES WINDROW SHREDDER

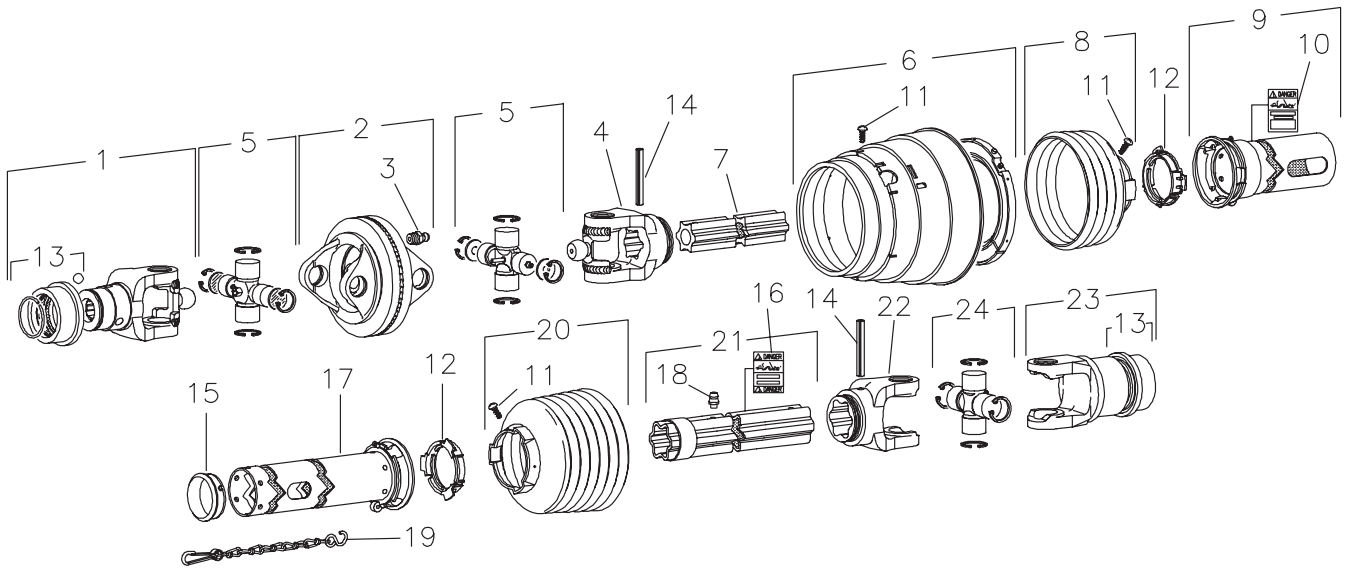
1 3/8-21 1000 RPM CV PTO (YELLOW SHIELDS)



DWG. NO. 2518

REF. NO.	PART NUMBER	DESCRIPTION	QTY.	REF. NO.	PART NUMBER	DESCRIPTION	QTY.
1	520-03119	Yoke 1 3/8-21 Spline	1	14	520-03141	Collar Kit	1
2	520-03120	Double Yoke	1	15	520-03136	Support Bearing	1
3	520-03121	Grease Zerk	1	16	520-03139	Inner Decal	1
4	520-03122	Inboard Yoke	1	17	520-03131	Inner Shield	1
5	520-03123	Cross & Bearing Kit	2	18	520-03140	Grease Zerk	1
6	520-03133	Shield Cone 3 Rib	1	19	520-03137	Safety Chain	1
7	520-03125	Inner Profile	1	20	520-03134	Shield Cone 7 Rib	1
8	520-03124	Spring Pin	2	21	520-03126	Profile & Sleeve Weldment	1
9	520-03135	Screw	8	22	520-03127	Inboard Yoke	1
10	520-03138	Outer Decal	1	23	520-03118	Overrunning Clutch	1
11	520-03130	Outer Shield	1	24	520-03128	Cross & Bearing Kit	1
12	520-03129	Bearing Ring	2	25	520-03142	Collar Kit	1
13	520-03132	CV Cone & Bearing Assembly	1	26	520-03115	Complete Front Half, 1 3/8-21 CV Assembly	1

1 3/4-20 1000 RPM CV PTO (YELLOW SHIELDS)

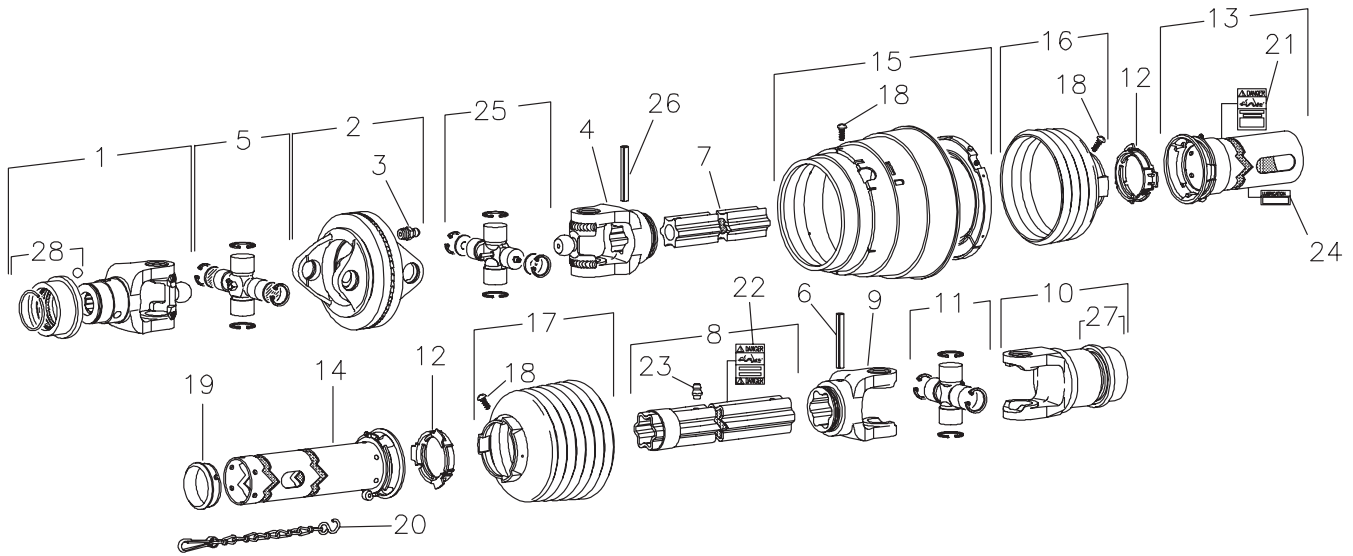


DWG. NO. 2671

REF. NO.	PART NUMBER	DESCRIPTION	QTY.	REF. NO.	PART NUMBER	DESCRIPTION	QTY.
1	520-03143	Yoke 1 3/4-20 Spline	1	13	520-03142	Collar Kit	2
2	520-03120	Double Yoke	1	14	520-03124	Spring Pin	2
3	520-03121	Grease Zerk	1	15	520-03136	Support Bearing	1
4	520-03122	Inboard Yoke	1	16	520-03139	Inner Decal	1
5	520-03123	Cross & Bearing Kit	2	17	520-03177	Inner Shield	1
6	520-03132	Cv Cone & Bearing Kit	1	18	520-03140	Grease Zerk	1
7	520-03144	Inner Profile	1	19	520-03137	Safety Chain	1
8	520-03133	Shield Cone, 3 Rib	1	20	520-03134	Shield Cone 7 Rib	1
9	520-03145	Outer Shield	1	21	520-03176	Profile & Sleeve Weldment	1
10	520-03138	Outer Decal	1	22	520-03127	Inboard Yoke	1
11	520-03125	Screw	8	23	520-03118	Overrunning Clutch	1
12	520-03129	Bearing Ring	2	24	520-03128	Cross & Bearing Kit	1

HINIKER 5600 SERIES WINDROW SHREDDER

1 3/8-21 1000 RPM CV PTO (BLACK SHIELDS)

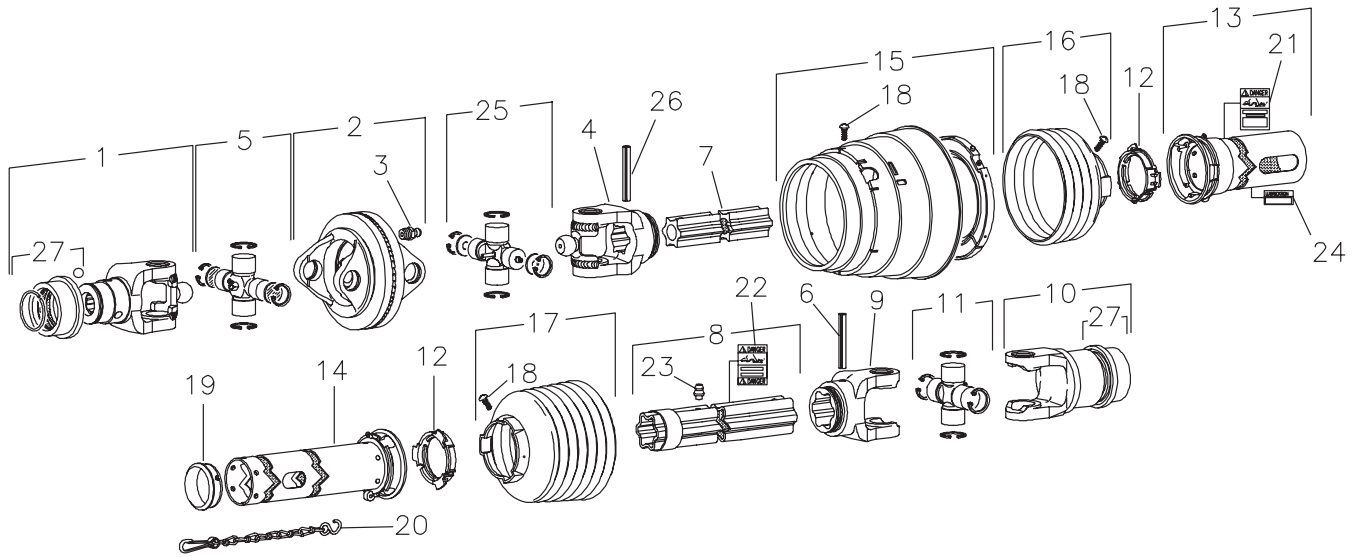


79202278 PTO 1 3/8-21 GKN 395564

DWG. NO. 5936

REF. NO.	PART NUMBER	DESCRIPTION	QTY.	REF. NO.	PART NUMBER	DESCRIPTION	QTY.
1	520-03119	Yoke, 1 3/8-21 Spline	1	15	52003233	CV Cone & Bearing Assembly	1
2	520-03120	Double Yoke	1	16	52003234	Shield Cone 4 Rib	1
3	520-03121	Grease Zerk	1	17	52003235	Shield Cone 7 Rib	1
4	52003230	Inboard Yoke S4	1	18	520-03135	Screw	8
5	520-03123	Cross & Bearing Kit	1	19	520-03136	Support Bearing	1
6	520-03124	Spring Pin 10 x 90	1	20	520-03137	Safety Chain	1
7	520-03144	Inner Profile	1	21	520-03138	Outer Decal	1
8	520-03176	Profile & Sleeve Weldment	1	22	520-03139	Inner Decal	1
9	520-03127	Inboard Yoke S5	1	23	520-03140	Grease Zerk	1
10	520-03118	Overrunning Clutch	1	24	52003236	Lubrication Decal	1
11	520-03128	Cross & Bearing Kit	1	25	52003237	Cross & Bearing Kit	1
12	520-03129	Bearing Ring	2	26	52003242	Spring Pin 10 x 75	1
13	52003231	Out Shield Tube OVL	1	27	520-03142	Collar Kit (In Item 10)	1
14	52003232	In Shield Tube Round	1	28	520-03141	Collar Kit (In Item 1)	1

1 3/4-20 1000 RPM CV PTO (BLACK SHIELDS)

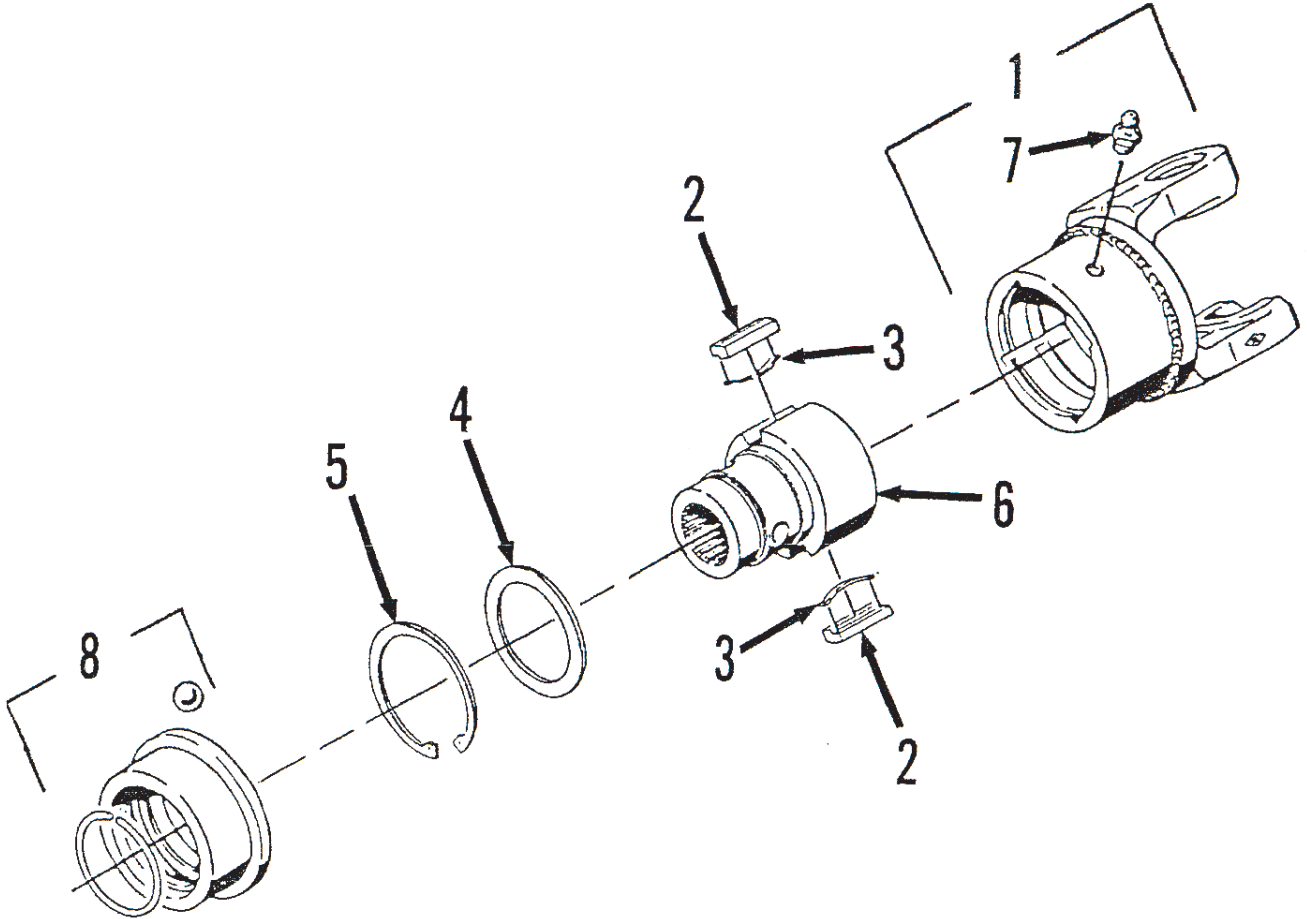


79202277 PTO 1 3/4-20 GKN 396073

DWG. NO. 5937

REF. NO.	PART NUMBER	DESCRIPTION	QTY.	REF. NO.	PART NUMBER	DESCRIPTION	QTY.
1	520-03143	Yoke, 1 3/4-20 Spline	1	15	52003233	CV Cone & Bearing Assembly	1
2	520-03120	Double Yoke	1	16	52003234	Shield Cone 4 Rib	1
3	520-03121	Grease Zerk	1	17	52003235	Shield Cone 7 Rib	1
4	52003230	Inboard Yoke S4	1	18	520-03135	Screw	8
5	520-03123	Cross & Bearing Kit	1	19	520-03136	Support Bearing	1
6	520-03124	Spring Pin 10 x 90	1	20	520-03137	Safety Chain	1
7	520-03144	Inner Profile	1	21	520-03138	Outer Decal	1
8	520-03176	Profile & Sleeve Weldment	1	22	520-03139	Inner Decal	1
9	520-03127	Inboard Yoke S5	1	23	520-03140	Grease Zerk	1
10	520-03118	Overrunning Clutch	1	24	52003236	Lubrication Decal	1
11	520-03128	Cross & Bearing Kit	1	25	52003237	Cross & Bearing Kit	1
12	520-03129	Bearing Ring	2	26	52003242	Spring Pin 10 x 75	1
13	52003231	Out Shield Tube OVL	1	27	520-03142	Collar Kit	2
14	52003232	Inn Shield Tube Round	1				

OVERRUNNING CLUTCH 1000 RPM



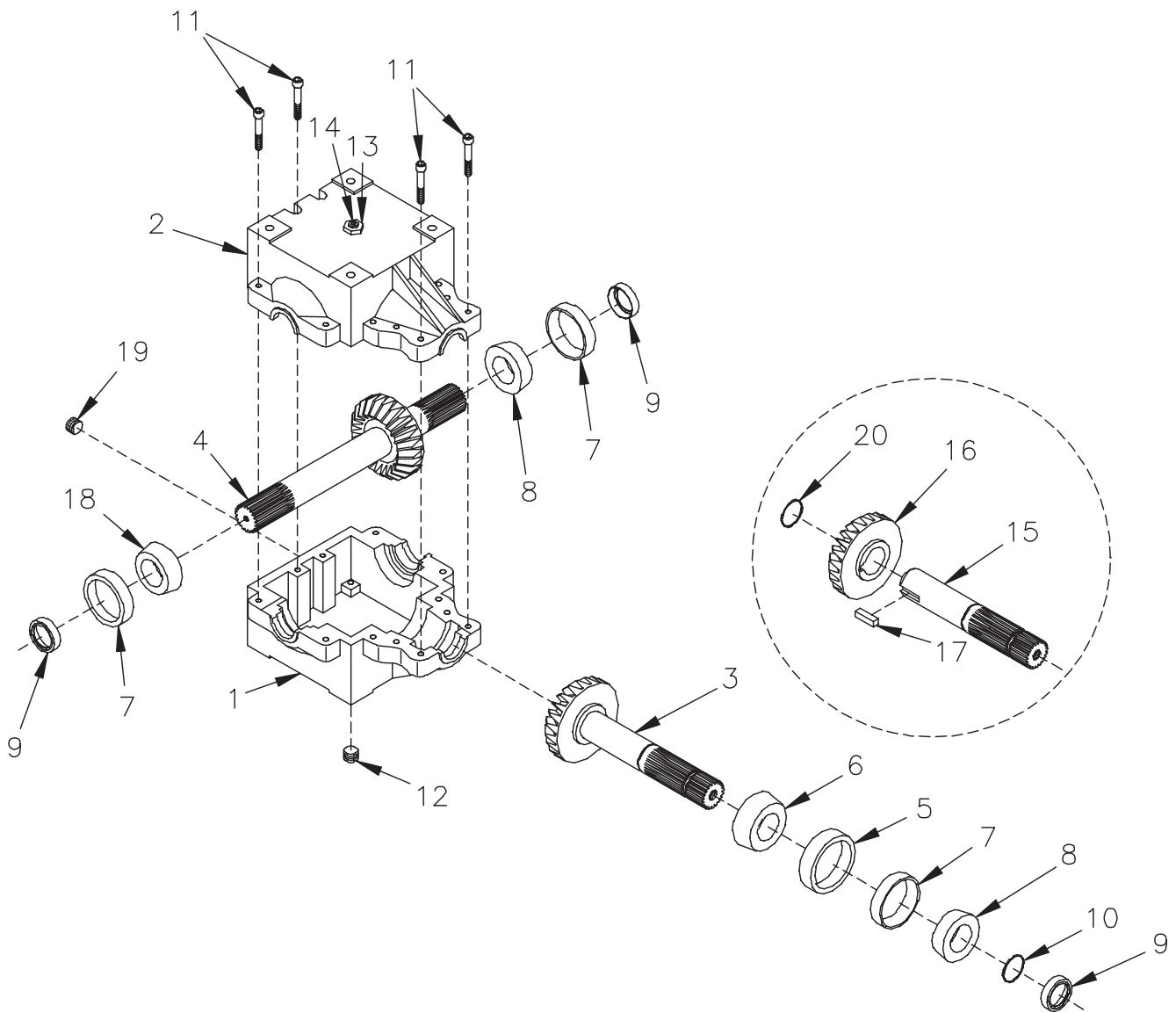
520-03118 Overrunning Clutch

DWG. NO. 2512

REF. NO.	PART NUMBER	DESCRIPTION	QTY.	REF. NO.	PART NUMBER	DESCRIPTION	QTY.
1	520-03146	Clutch Housing	1	5	520-03150	Retaining Ring	1
2	520-03147	Key	2	6	520-03151	Hub, 1 3/4 - 20 Spline	1
3	520-03148	Leaf Spring	2	7	520-03121	Grease Zerk	1
4	520-03149	Supporting Ring	2	8	520-03142	Collar Kit	1



GEARBOX ASSEMBLY, 1000 RPM



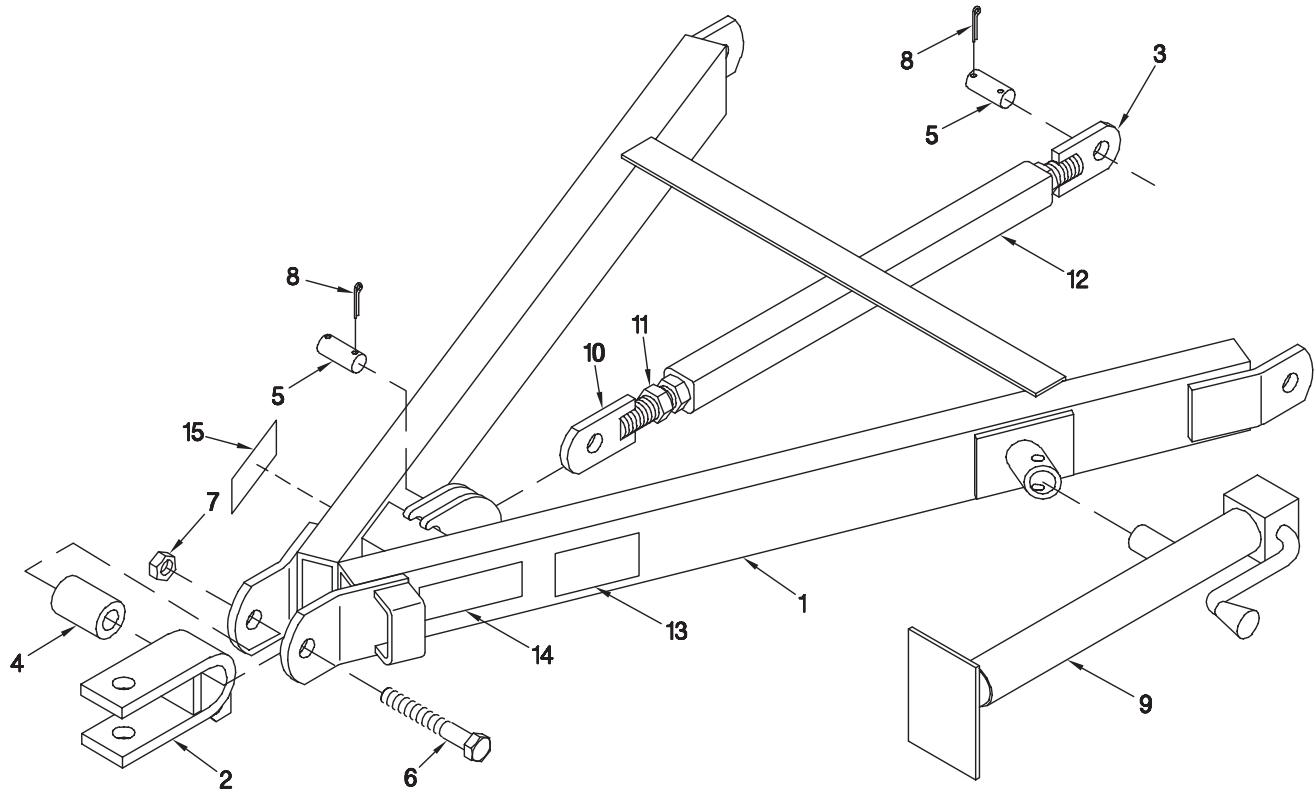
51700216 1000 RPM Gearbox Assembly

DWG. NO. 2505C

REF. NO.	PART NUMBER	DESCRIPTION	QTY.	REF. NO.	PART NUMBER	DESCRIPTION	QTY.
1	400-17205	Casting (Tapped Holes)	1	11	950-011-032	Bolt 3/8-16 x 2 1/4	12
2	400-17206	Casting (Thru Holes)	1	12	203-51156	Plug, 1/2 NPT Hex Socket Head	1
3	50106488	Pinion Shaft/Gear (Replaces 15, 16, 17, 20) S/N-103	1	13	203-51074	Bushing, 1/2 NPT - 1/8 NPT	1
4	50106489	Cross Shaft/Gear	1	14	203-50308	Pressure Relief	1
5	601-05002	Bearing Cup (Large) #3720	1	15	501-06483	Pinion Shaft	1
6	601-02075	Bearing Cone (Large) #3782	1	16	517-11099	Gear 1:1 Ratio	1
7	601-05001	Bearing Cup (Small) #25520	3	17	702-53219	3/8 Square x 1.45 Long Keys	1
8	601-03003	Bearing Cone (Small) #25581	2	18	601-02001	Bearing Cone 625580	1
9	650-06056	Seal (1 3/4 Shaft)	3	19	79201412	Plain Plug 1/4 NPT	1
10	702-05093	Retaining Ring (1 3/4 Shaft)	1	20	702-05093	Retaining Ring (1 3/4 Shaft)	1

HINIKER 5600 SERIES WINDROW SHREDDER

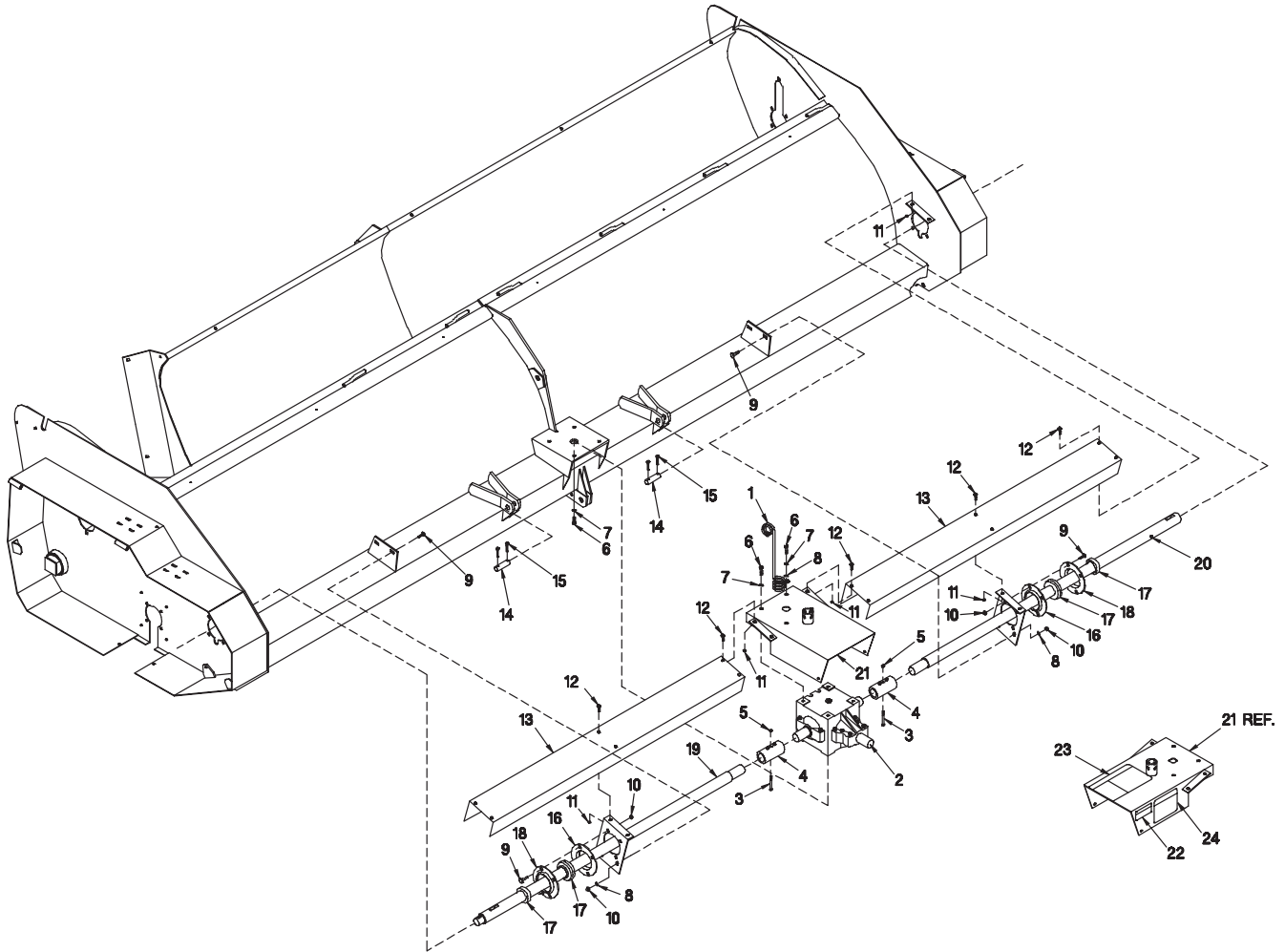
TRAIL HITCH ASSEMBLY W/STAND  
MODEL 5600



DWG. NO. 2957

REF. NO.	PART NUMBER	DESCRIPTION	QTY.	REF. NO.	PART NUMBER	DESCRIPTION	QTY.
1	79200996	Trail Hitch Assembly	1	9	400-34074	Tubular Mount Jack	1
2	79200945	Clevis Weldment	1	10	79201098	RH Turnbuckle Rod Weldment	1
3	79201097	LH Turnbuckle Rod Weldment	1	11	951-001-022	Hex Nut 1 1/4-7	1
4	79200942	Hitch Spacer	1	12	79200869	Turnbuckle Weldment	1
5	79200993	Hitch Pin	2		79200872	Turnbuckle Ass'y (Includes Items 3, 10, 11, & 12)	1
6	950-001-215	Hex Head Cap Screw 1-8 x 5 1/2 Gr. 8	1	13	85501787	Caution Decal	1
7	034-05175	Lock Nut Stover 1-8	1	14	850-001-305	Reflective Strip - Red	1
8	035-42065	Cotter Pin 1/4 x 1 3/4	4	15	850-001-285	Reflective Strip - Yellow	1

FRONT DRIVE LINE ASSEMBLY  
5600-0001-100 THRU 5600-0076-101

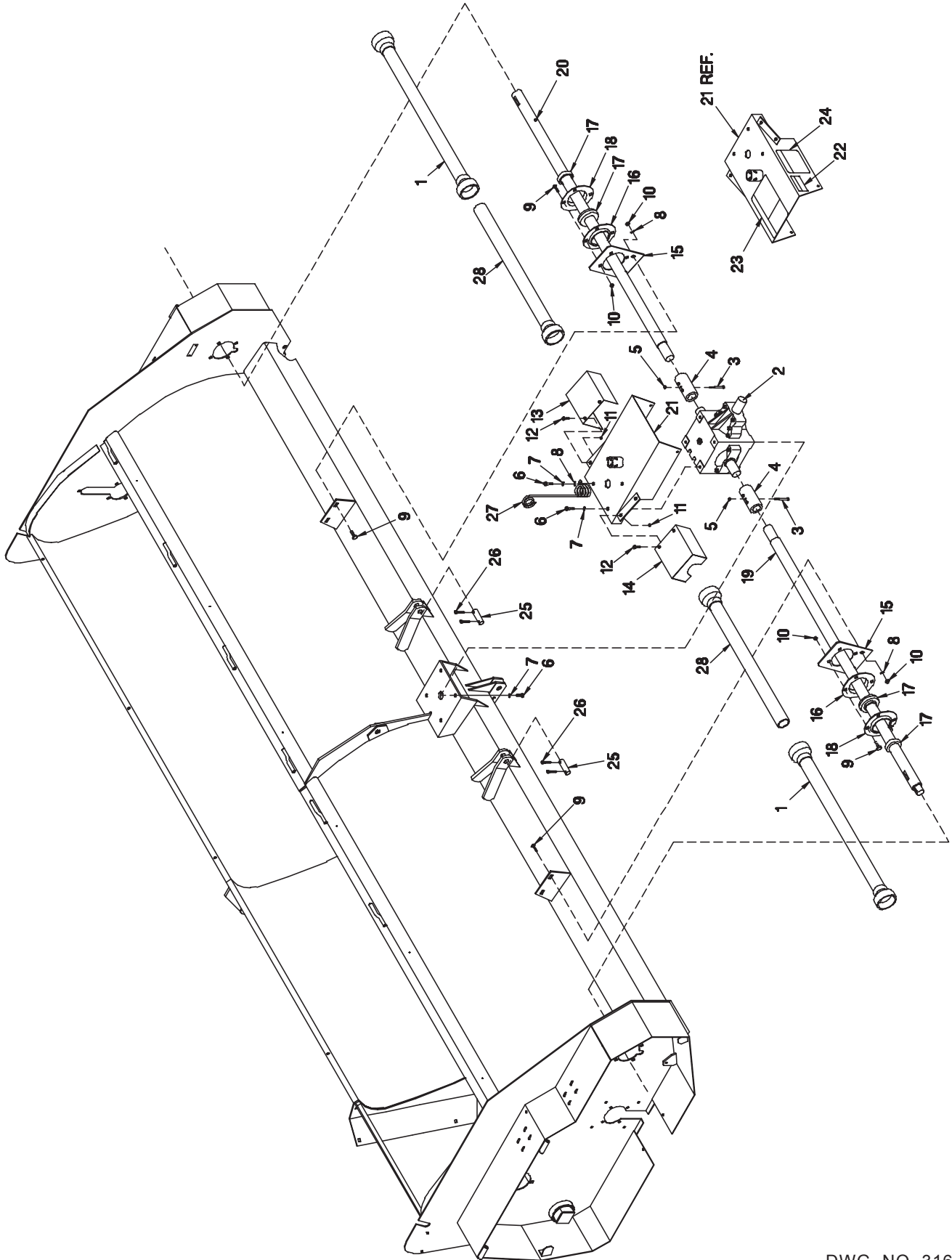


DWG. NO. 2989

REF. NO.	PART NUMBER	DESCRIPTION	QTY.	REF. NO.	PART NUMBER	DESCRIPTION	QTY.
1	000-69096	Hose Carrier	1	13	79200987	Line Shield 15'	2
2	51700216	1000 RPM Gearbox Assembly	1	14	79200967	Lower Hitch Pin	2
3	031-06113	Hex Head Cap Screw 3/8-16 x 3 Gr. 5	2	15	953-001-010	Cotter Pin 1/4 x 1 1/2	4
4	79200836	Splined Coupler W/Fitting	2	16	60400524	Relube Flange W/O Fitting	2
5	034-05168	Uni-Torque Lock Nut 3/8-16	2	17	79203217	Spherical 2" Bearing	2
6	950-001-111	Hex Head Cap Screw 1/2-13 x 1 1/4 Gr. 5	8	18	60400525	Relube Flange W/Fitting	2
7	952-001-004	Lock Washer 1/2 Inch	8	19	79201483	RH 15' Solid Line Shaft	1
8	952-003-004	Flat Washer 1/2 Inch SAE	5	20	79200911	15' Solid Line Shaft	1
9	950-003-028	Carriage Bolt 1/2-13 x 1 1/4	12	21	79201536	Shield Assembly 1000 RPM	1
10	034-05170	Uni-Torque Lock Nut 1/2-13	12	22	71504129	Caution Decal	1
11	951-005-003	Mac Lock Nut 3/8-16	12	23	71504132	Caution Decal	1
12	950-002-009	Flanged Hex Head Whiz Lock Bolt 3/8-16 x 1	12	24	71504143	Important Decal	1

HINIKER 5600 SERIES WINDROW SHREDDER

FRONT DRIVE LINE ASSEMBLY  
5600-0077-102 TO 5600-0218-104



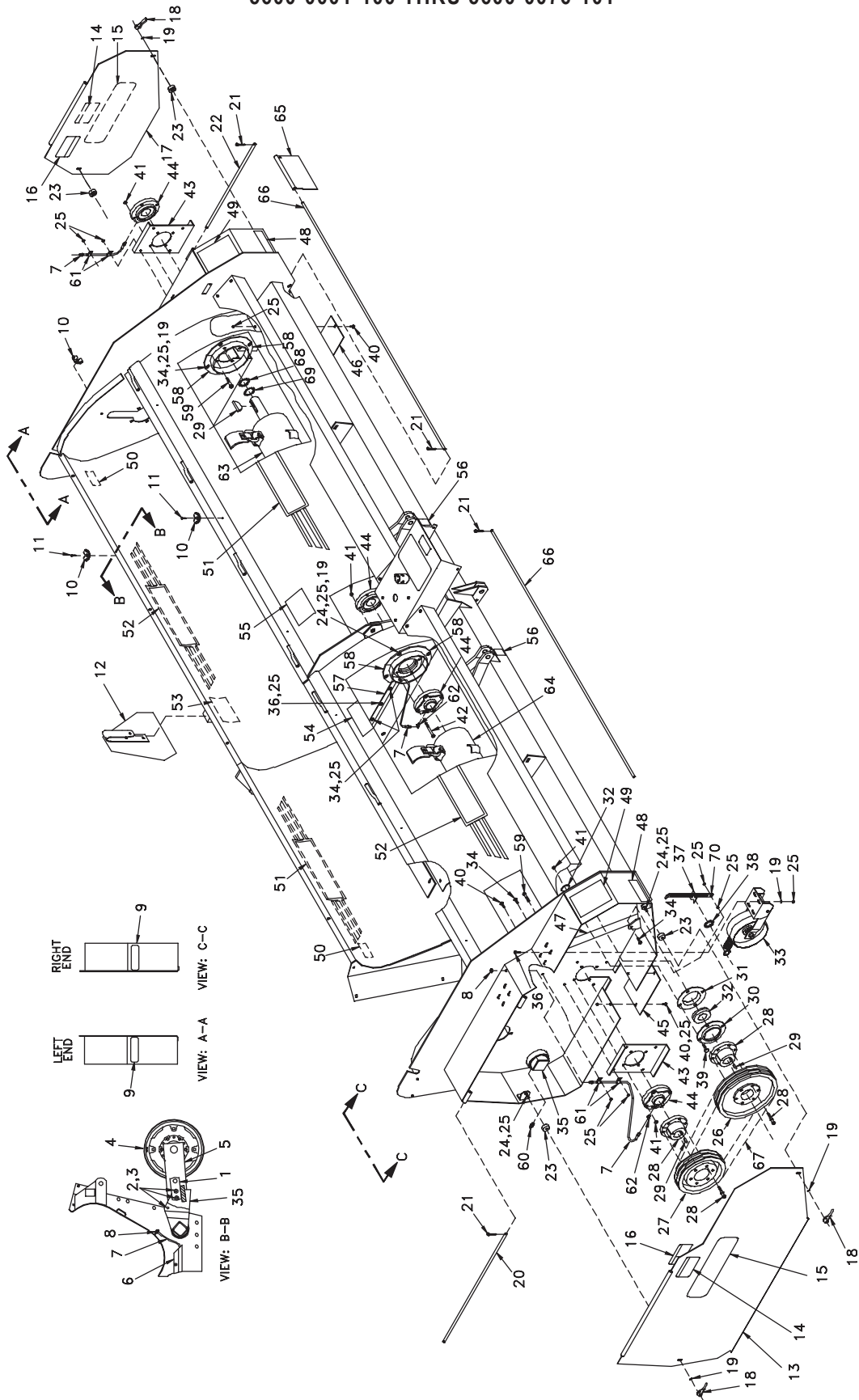
**HINIKER 5600 SERIES WINDROW SHREDDER**

**S  
E  
C  
1**

REF. NO.	PART NUMBER	DESCRIPTION	QTY.	REF. NO.	PART NUMBER	DESCRIPTION	QTY.
1	79101793	Shield Outside PVC	2	15	79201758	Bearing Support	2
2	51700216	1000 RPM Gearbox Assembly	1	16	60400524	Relube Flange W/O Fitting	2
3	031-06113	Hex Head Cap Screw 3/8-16 x 3 Gr. 5	2	17	79203223	Spherical 2" Bearing Kit	2
4	79200836	Splined Coupler W/Fitting	2	18	60400525	Relube Flange W/Fitting	2
5	034-05168	Uni-Torque Locknut 3/8-16	2	19	79201483	RH 15' Solid Line Shaft	1
6	950-001-111	Hex Head Cap Screw 1/2-13 x 1 1/4 Gr. 5	8	20	79200911	15' Solid Line Shaft	1
7	952-001-004	Lock Washer 1/2 Inch	8	21	79201536	Shield Assembly 1000 RPM	1
8	952-003-004	SAE Flat Washer 1/2 Inch	5	22	71504129	Caution Decal	1
9	950-003-028	Carriage Bolt 1/2-13 x 1 1/4	12	23	71504132	Caution Decal	1
10	034-05170	Uni-Torque Locknut 1/2-13	12	24	71504143	Important Decal	1
11	951-005-003	Mac Lock Nut 3/8-16	4	25	79200967	Lower Hitch Pin	2
12	950-002-009	Hex Head Flange Whiz Lock Bolt 3/8 -16 x 1	4	26	953-001-010	Cotter Pin 1/4 x 1 1/2	4
13	79201778	LH Line Shield	1	27	000-69096	Hose Carrier	1
14	79201779	RH Line Shield	1	28	79201794	Shield Inside PVC	2

HINIKER 5600 SERIES WINDROW SHREDDER

ROTOR & DRIVE ASSEMBLY  
5600-0001-100 THRU 5600-0076-101



DWG. NO. 2990

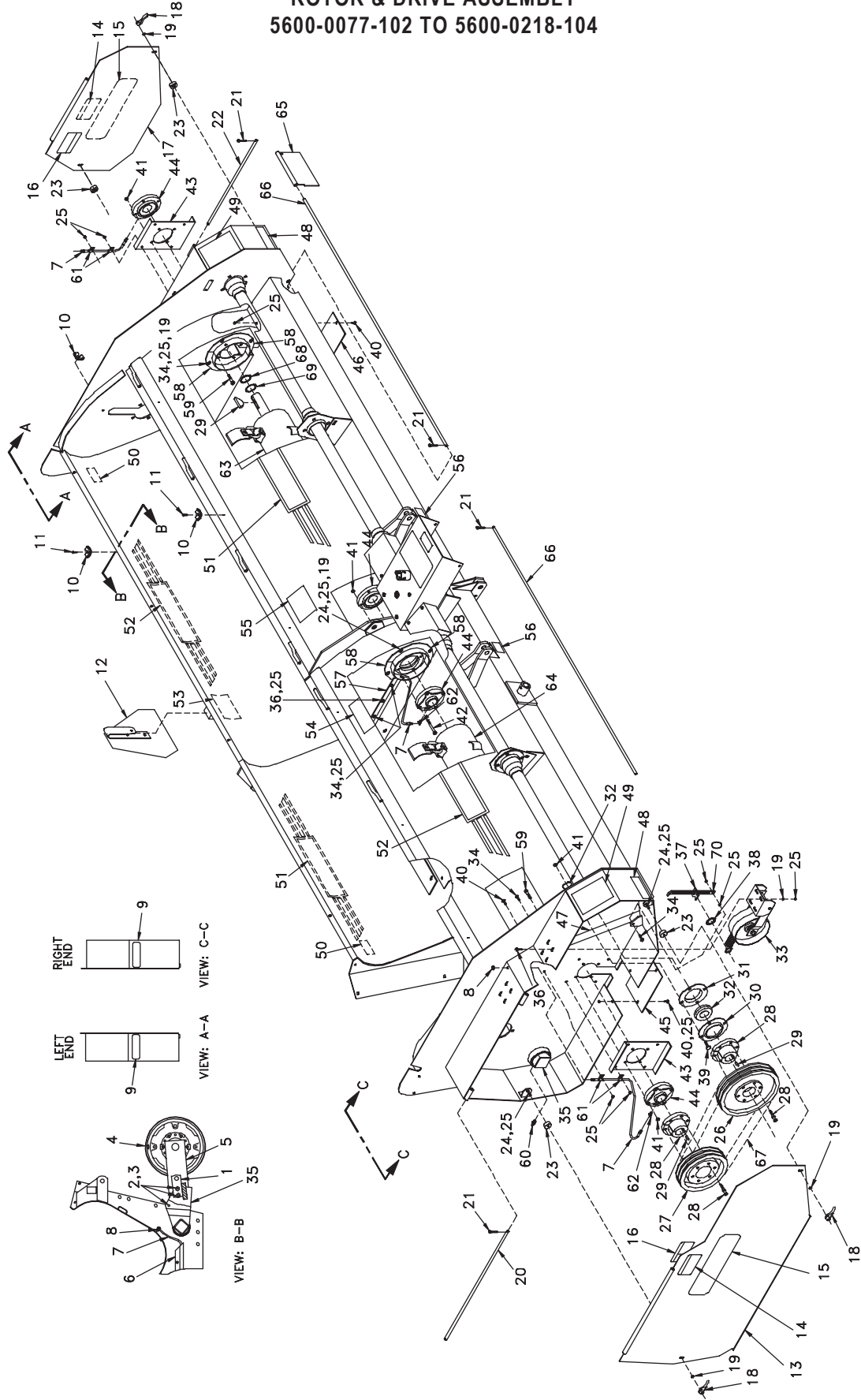
## HINIKER 5600 SERIES WINDROW SHREDDER

**SECTION 1**

REF. NO.	PART NUMBER	DESCRIPTION	QTY.	REF. NO.	PART NUMBER	DESCRIPTION	QTY.
1	79201005	Cylinder Lug	1	36	950-002-009	Hex Head Flange Whiz Lock Bolt 3/8-16 x 1	9
2	950-001-147	Hex Head Cap Screw 5/8-11 x 2 1/2 Gr. 5	3	37	000-65186	Spring Anchor	2
3	034-05172	Uni-Torque Lock Nut 5/8-11	3	38	000-20179	Machinery Bushing 1 3/8	2
4	850-001-828	5 KB x 15 RIM 6 Bolt Black	4	39	950-003-028	Carriage Bolt 1/2-13 x 1 1/4	8
5	79203216	Wheel Leg Assembly	4	40	950-003-054	Carriage Bolt 3/8-16 x 3/4	6
6	79201398	LH Hose Shield	1	41	034-05170	Uni-Torque Lock Nut 1/2-13	20
7	79202316	Grease Hose	4	42	950-001-124	Hex Head Cap Screw 1/2-13 x 4 Gr. 5	4
8	000-24063	Lock Nut	4	43	79200860	Bearing Support	2
9	715-06000	Red Reflective Strip	2	44	79203243	Flange Bearing 2"	4
10	720-03071	Hose Clamp	14	45	79201486	Bottom Cover	1
11	950-005-015	Hex Washer Head S-Tap Screw 1/4-14 x 3/4	6	46	79200923	Bottom Cover	1
12	79201550	SMV & Mount Assembly	1	47	71503213	Belt Tension Decal	2
13	79201514	RH Cover Assembly	1	48	850-001-285	Amber Reflective Tape	2
14	71504127	Warning Decal	2	49	71504130	Warning Decal	2
15	71505163	Hiniker Decal	2	50	71504136	Important Decal	2
16	71504134	Warning Decal	2	51	71505164	5600 Decal	2
17	79201531	LH Cover Assembly	1	52	71505161	Hiniker Decal	2
18	000-65223	Threaded Handle	4	53	71504144	Danger Decal	1
19	952-003-006	SAE Flat Washer 3/8 Inch	24	54	71504142	Important Decal	1
20	79201487	RH Shield Rod	1	55	71504131	Danger Decal	1
21	953-001-002	Cotter Pin 1/8 x 1	6	56	715-03174	Lift Here Decal	2
22	79200920	Shield Rod	1	57	79201397	RH Hose Shield	1
23	79201120	Shield Bumpers	4	58	79203157	Anti-Wrap Shield Weldment	8
24	950-002-010	Hex Head Flange Whiz Lock Bolt 3/8-16 x 1 1/2	8	59	950-001-112	Hex Head Cap Screw 1/2-13 x 2 Gr. 5	8
25	951-005-003	Mac Lock Nut 3/8-16	37	60	203-50003	Zerk 1/4-28 NPT Straight	3
26	515-18009	Sheave 2 Groove 13" PD	2	61	720-02399	Cable Clamp 3/8	4
27	515-18007	Sheave 2 Groove 10 1/2" PD	2	62	203-51254	45° Elbow 1/8 NPT x 1/8 NPT	4
28	400-27038	QD Hub Type SF 2" Bore	4	63	79203198	LH 15' Cylinder Assembly	1
29	035-60063	Woodruff Key 1/2 x 2 3/4	4	64	79203204	RH 15' Cylinder Assembly	1
30	60400525	Relube Flange W/Fitting	2	65	000-64011	Shield Plates	18
31	60400524	Relube Flange W/O Fitting	2	66	79200976	Flipper Shield Rod	2
32	79203223	Spherical Bearing 2" Kit	2	67	000-25012	"HC" V-Belt Set of 2	2
33	79200956	Idler Assembly	2	68	710-05332	Washer	A/R
34	950-002-014	Hex Head Flange Whiz Lock Bolt 3/8-16 x 1 1/4	12	69	710-05333	Washer	A/R
35	79201989	Rockshaft Repair Kit	1	70	79200866	Take-Up Bar	2

HINIKER 5600 SERIES WINDROW SHREDDER

ROTOR & DRIVE ASSEMBLY  
5600-0077-102 TO 5600-0218-104



DWG. NO. 3165



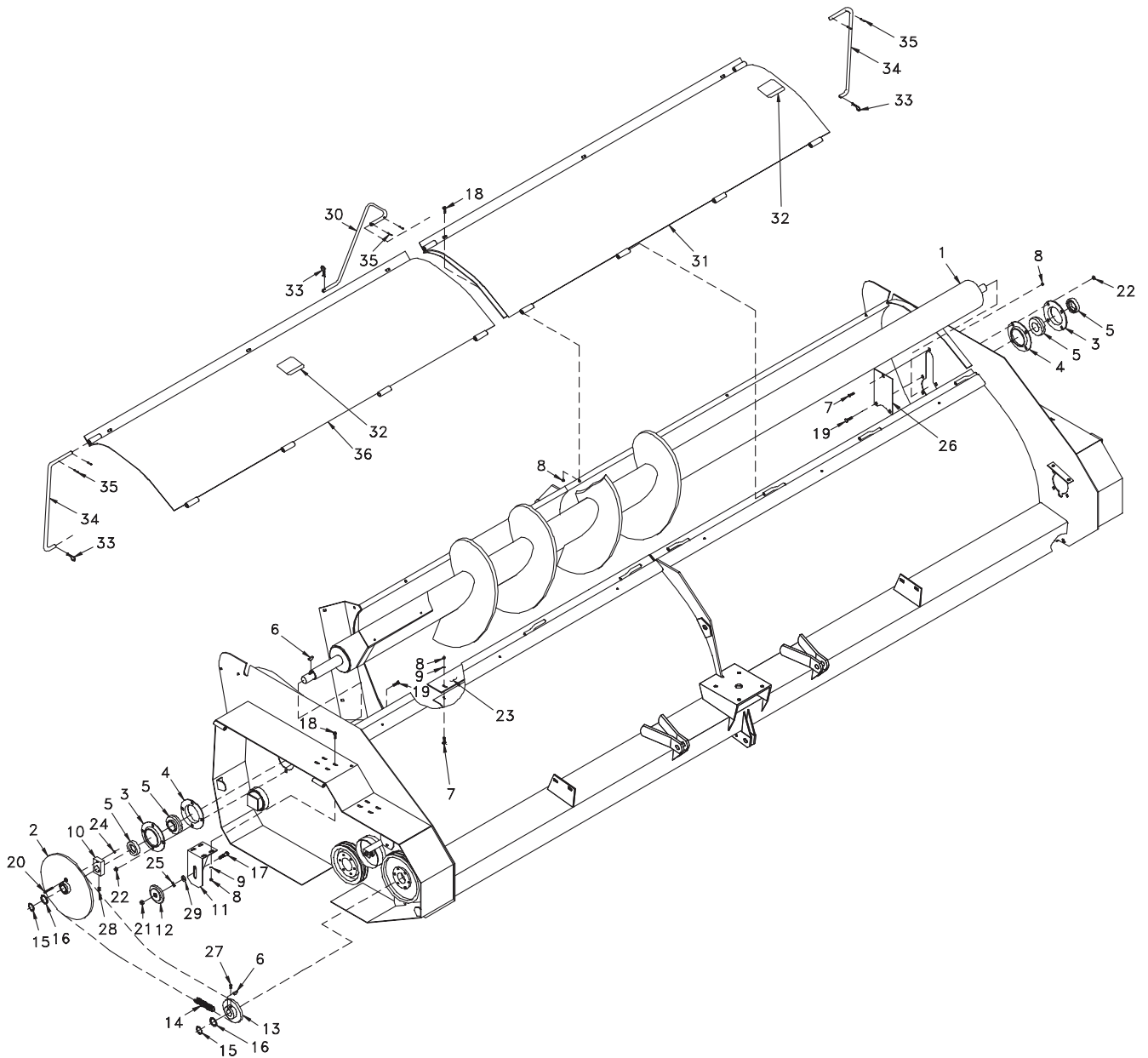
## HINIKER 5600 SERIES WINDROW SHREDDER

**SECTION 1**

REF. NO.	PART NUMBER	DESCRIPTION	QTY.	REF. NO.	PART NUMBER	DESCRIPTION	QTY.
1	79201005	Cylinder Lug	1	36	950-002-009	Hex Head Flange Whiz Lock Bolt 3/8-16 x 1	9
2	950-001-147	Hex Head Cap Screw 5/8-11 x 2 1/2 Gr. 5	3	37	000-65186	Spring Anchor	2
3	034-05172	Uni-Torque Lock Nut 5/8-11	3	38	000-20179	Machinery Bushing 1 3/8	2
4	850-001-828	5 KB x 15 RIM 6 Bolt Black	4	39	950-003-028	Carriage Bolt 1/2-13 x 1 1/4	8
5	79203216	Wheel Leg Assembly	4	40	950-003-054	Carriage Bolt 3/8-16 x 3/4	6
6	79201398	LH Hose Shield	1	41	034-05170	Uni-Torque Locknut 1/2-13	20
7	79202316	Grease Hose	4	42	950-001-124	Hex Head Cap Screw 1/2-13 x 4 Gr. 5	4
8	000-24063	Lock Nut	4	43	79200860	Bearing Support	2
9	715-06000	Red Reflective Strip	2	44	79203243	Flange Bearing 2"	4
10	720-03071	Hose Clamp	14	45	79201486	Bottom Cover	1
11	950-005-015	Hex Washer Head S-Tap Screw 1/4-14 x 3/4	6	46	79200923	Bottom Cover	1
12	79201550	SMV & Mount Assembly	1	47	71503213	Belt Tension Decal	2
13	79201514	RH Cover Assembly	1	48	850-001-285	Amber Reflective Tape	2
14	71504127	Warning Decal	2	49	71504130	Warning Decal	2
15	71505163	Hiniker Decal	2	50	71504136	Important Decal	2
16	71504134	Warning Decal	2	51	71505164	5600 Decal	2
17	79201531	LH Cover Assembly	1	52	71505161	Hiniker Decal	2
18	000-65223	Threaded Handle	4	53	71504144	Danger Decal	1
19	952-003-006	SAE Flat Washer 3/8 Inch	24	54	71504142	Important Decal	1
20	79201487	RH Shield Rod	1	55	71504131	Danger Decal	1
21	953-001-002	Cotter Pin 1/8 x 1	6	56	715-03174	Lift Here Decal	2
22	79200920	Shield Rod	1	57	79201397	RH Hose Shield	1
23	79201120	Shield Bumpers	4	58	79203157	Anti-Wrap Shield Weldment	8
24	950-002-010	Hex Head Flange Whiz Lock Bolt 3/8-16 x 1 1/2	8	59	950-001-112	Hex Head Cap Screw 1/2-13 x 2 Gr. 5	8
25	951-005-003	Mac Lock Nut 3/8-16	37	60	203-50003	Zerk 1/4-28 NPT Straight	3
26	515-18009	Sheave 2 Groove 13" PD	2	61	720-02399	Cable Clamp 3/8	4
27	515-18007	Sheave 2 Groove 10 1/2" PD	2	62	203-51254	45° Elbow 1/8 NPT x 1/8 NPT	4
28	400-27038	QD Hub Type SF 2" Bore	4	63	79203198	LH 15' Cylinder Assembly	1
29	035-60063	Woodruff Key 1/2 x 2 3/4	4	64	79203204	RH 15' Cylinder Assembly	1
30	60400525	Relube Flange W/Fitting	2	65	000-64011	Shield Plates	18
31	60400524	Relube Flange W/O Fitting	2	66	79200976	Flipper Shield Rod	2
32	79203223	Spherical Bearing 2" Kit	2	67	000-25012	"HC" V-Belt Set of 2	2
33	79200956	Idler Assembly	2	68	710-05332	Washer	A/R
34	950-002-014	Hex Head Flange Whiz Lock Bolt 3/8-16 x 1 1/4	12	69	710-05333	Washer	A/R
35	79201989	Rockshaft Repair Kit	1	70	79200866	Take-Up Bar	2

HINIKER 5600 SERIES WINDROW SHREDDER

AUGER & DRIVE ASSEMBLY  
5600-0001-100 THRU 5600-0076-101

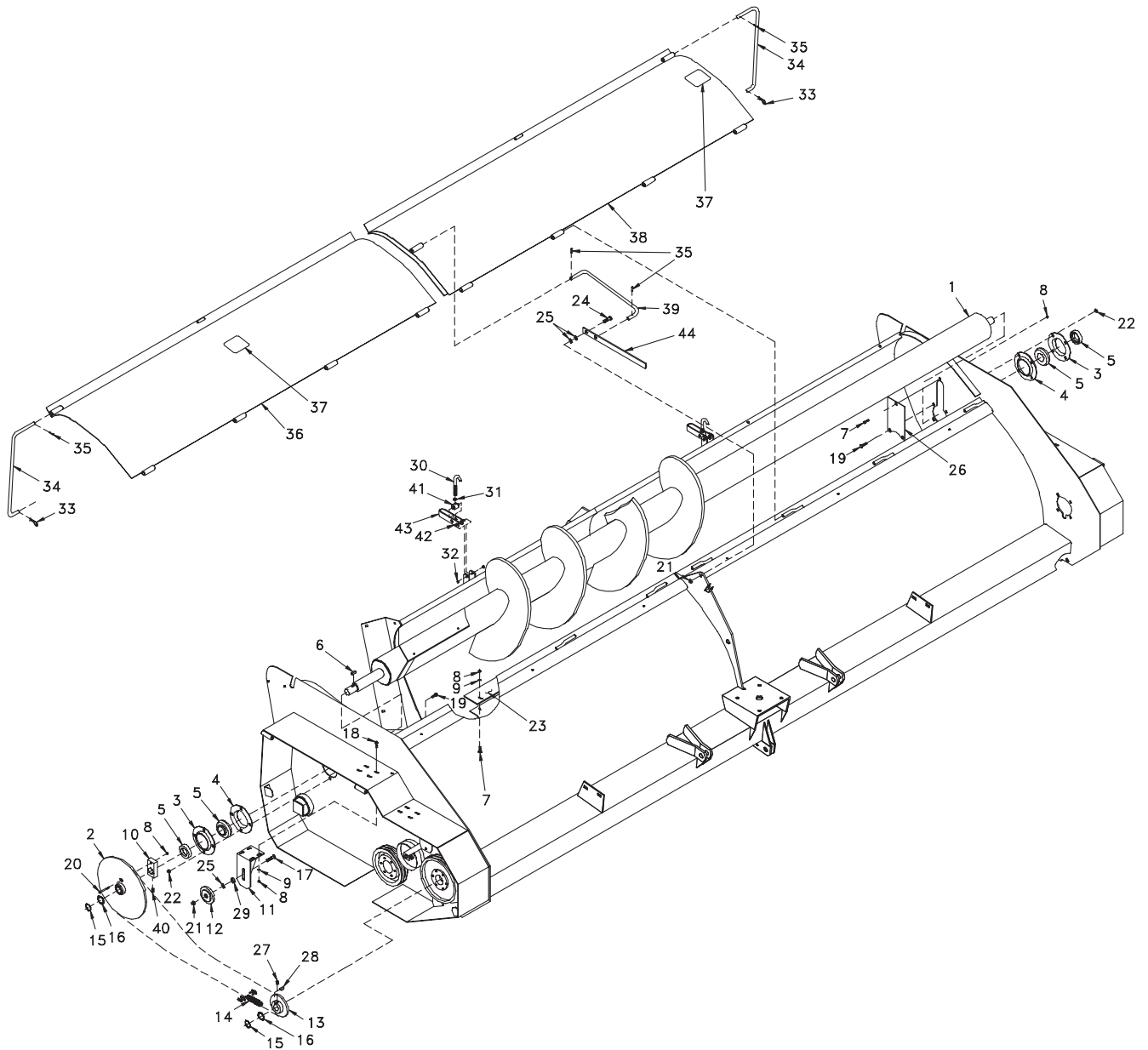


## HINIKER 5600 SERIES WINDROW SHREDDER

**SECTION 1**

REF. NO.	PART NUMBER	DESCRIPTION	QTY.	REF. NO.	PART NUMBER	DESCRIPTION	QTY.
1	79201502	Auger Weldment (18" Pitch)	1	19	950-003-028	Carriage Bolt 1/2-13 x 1 1/4	8
2	000-65579	Auger Drive Sprocket 60T	1	20	031-06059	Hex Head Cap Screw 5/16 - 18 x 2 Gr. 5	1
3	60400525	Relube Flange W/Fitting	2	21	034-05172	Uni-Torque Lock Nut 5/8-11	1
4	60400524	Relube Flange W/O Fitting	2	22	034-05170	Uni-Torque Lock Nut 1/2-13	8
5	79203217	Spherical Bearing, 2"	2	23	79201499	Stripper Bar	1
6	035-60033	Key, Woodruff 5/16 x 1 1/8	2	24	034-05167	Uni-Torque Lock Nut 5/16 -18	1
7	950-003-029	Carriage Bolt 3/8 -16 x 1 Gr. 5	8	25	952-003-003	Flat Washer 5/8 Inch SAE	1
8	951-005-003	Mac Lock Nut 3/8-16	16	26	79201544	Cover	1
9	952-003-006	Flat Washer 3/8 Inch SAE	10	27	031-21015	Set Screw 5/16-18 x 1/2	1
10	000-65578	Drive Arm	1	28	031-21030	Set Screw 3/8-16 x 3/4	1
11	79201599	Idler Bracket Weldment	1	29	952-002-008	Flat Washer 3/4 Inch	1
12	550-05000	Idler Sprocket 15T	1	30	79201496	Center Auger Cover Prop	1
13	79201637	Sprocket 60B22	1	31	79201516	LH Auger Cover Assembly	1
14	79201627	#60 Roller Chain W/Connecting Link 140 Pitches	1	32	71504127	Warning Decal	2
15	702-05031	Retaining Ring, 1 1/2	2	33	720-02303	Hair Pin Cotter	3
16	710-05321	Washer 1 1/2 Inch	2	34	79201494	RH & LH Auger Cover Prop	2
17	950-003-069	Carriage Bolt 5/8-11 x 2 Gr. 5	1	35	701-30010	Roll Pin 3/16 x 1	6
18	950-002-009	Hex Head Flanged Whiz Lock Bolt 3/8-16 x 1	10	36	79201515	RH Auger Cover Assembly	1

AUGER & DRIVE ASSEMBLY  
5600-0077-102 TO 5600-0218-104



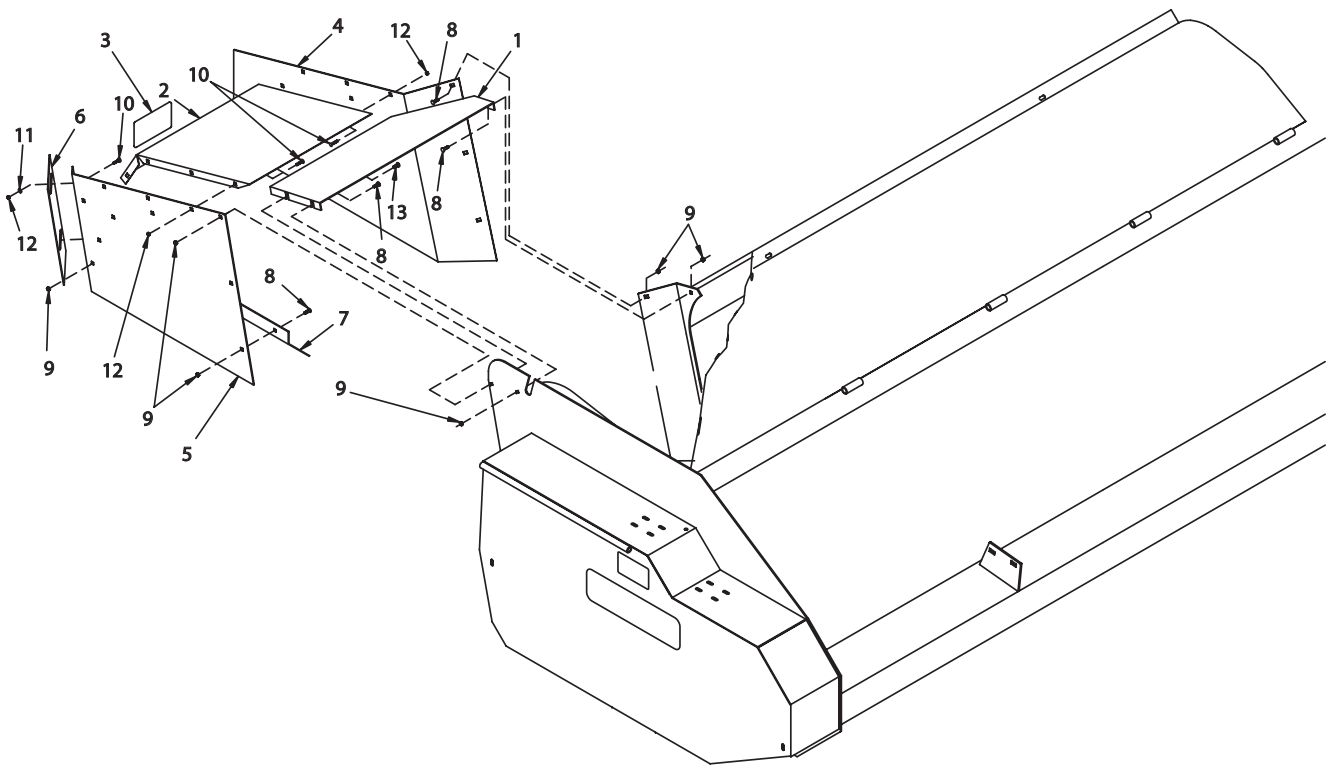
## HINIKER 5600 SERIES WINDROW SHREDDER

**SECTION 1**

REF. NO.	PART NUMBER	DESCRIPTION	QTY.	REF. NO.	PART NUMBER	DESCRIPTION	QTY.
1	79201639	Auger Weldment (18" Pitch)	1	23	79201499	Stripper Bar	1
2	79201623	Auger Drive Sprocket Press Assembly	1	24	950-001-132	Hex Head Cap Screw 5/8-11 x 1 3/4 Gr. 5	1
3	60400525	Relube Flange W/Fitting	2	25	952-004-070	Flat Washer 5/8 SAE Hardened	3
4	60400524	Relube Flange W/O Fitting	2	26	79201544	Cover	1
5	79203217	Spherical Bearing 2 Inch	2	27	031-21015	Set Screw 5/16-18 x 1/2"	1
6	805-002-380	Stop Block	1	28	035-60033	Woodruff Key	1
7	950-003-029	Carriage Bolt 3/8-16 x 1 Gr. 5	8	29	952-002-008	Flat Washer 3/4 Inch	1
8	951-005-003	Mac Lock Nut 3/8-16	13	30	79201788	Auger Door Latch	3
9	952-003-006	Flat Washer 3/8 SAE	10	31	951-001-007	Hex Nut 1/2-13	3
10	79201621	Shear Flange	1	32	951-005-051	Lock Nut 3/8-16, 2-Way	6
11	79201599	Idler Bracket Weldment	1	33	720-02303	Hair Pin Cotter	2
12	550-05000	Idler Sprocket 15T	1	34	79201835	RH & LH Auger Cover Prop	2
13	79201637	Sprocket, 60B22	1	35	701-30010	Roll Pin 3/16 x 1	4
14	79201627	#60 Roller Chain W/Connecting Link	1	36	79201801	RH Auger Cover Assembly	2
15	702-05031	Retaining Ring, 1 1/2	2	37	71504127	Warning Decal	2
16	710-05321	Washer 1 1/2 Inch	2	38	79201802	LH Auger Cover Assembly	1
17	950-003-069	Carriage Bolt 5/8-11 x 2 Gr. 2	1	39	79201789	Center Support Rod	1
18	950-002-009	Hex Head Flanged Whiz Lock Bolt 3/8-16 x 1	4	40	031-21030	Set Screw 3/8-16 x 3/4	1
19	950-003-028	Carriage Bolt 1/2-13 x 1 1/4	8	41	400-35126	Swivel Auger Door Latch	3
20	031-06110	Hex Head Cap Screw 3/8-16 x 2 1/4 Gr. 5	1	42	950-001-089	Hex Head Cap Screw 3/8-16 x 3/4 Gr. 5	6
21	034-05172	Lock Nut 5/8-11 Uni-Torque	2	43	79201864	Handle Auger Door Latch	3
22	034-05170	Lock Nut 1/2-13 Uni-Torque	8	44	79201795	Lever	1

HINIKER 5600 SERIES WINDROW SHREDDER

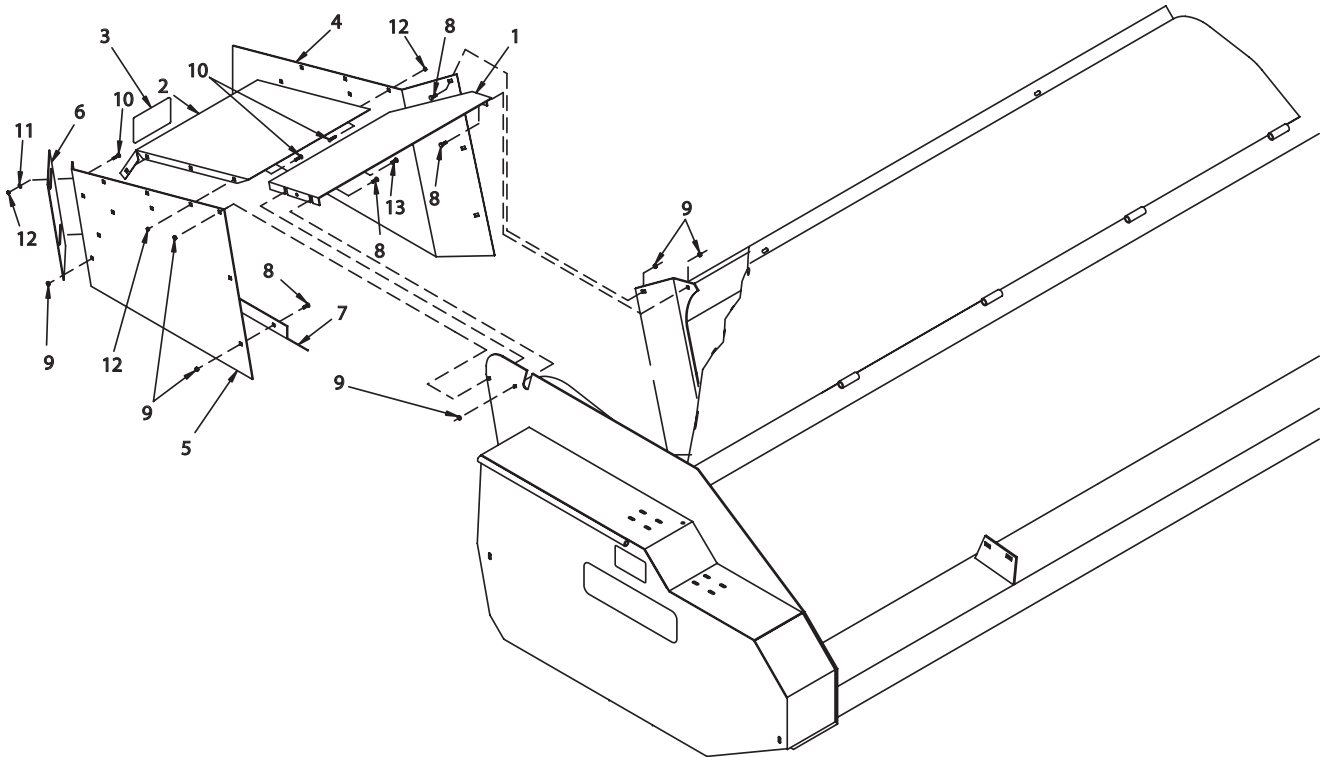
CHUTE ASSEMBLY  
5600-0001-100 THRU 5600-0076-101



DWG. NO. 2992

REF. NO.	PART NUMBER	DESCRIPTION	QTY.	REF. NO.	PART NUMBER	DESCRIPTION	QTY.
1	79201489	Top Front Shroud	1	8	950-003-054	Carriage Bolt 3/8-16 x 3/4 Gr. 5	8
2	79201537	Top Shroud Assembly	1	9	951-005-003	Mac Lock Nut 3/8-16	9
3	71504144	Danger Decal	1	10	030-16041	Carriage Bolt 5/16-18 x 3/4 Gr. 5	10
4	79201492	LH Deflector Extension	1	11	952-002-002	Flat Washer 5/16 Inch	2
5	79201488	RH Deflector Extension	1	12	951-005-036	Mac Lock Nut 5/16-18	10
6	79201491	RH Rear Deflector Adjustment	1	13	950-003-029	Carriage Bolt 3/8-16 x 1 Gr. 5	1
7	79201490	RH Lower Deflector	1				

CHUTE ASSEMBLY  
5600-0077-102 THRU 5600-0218-104

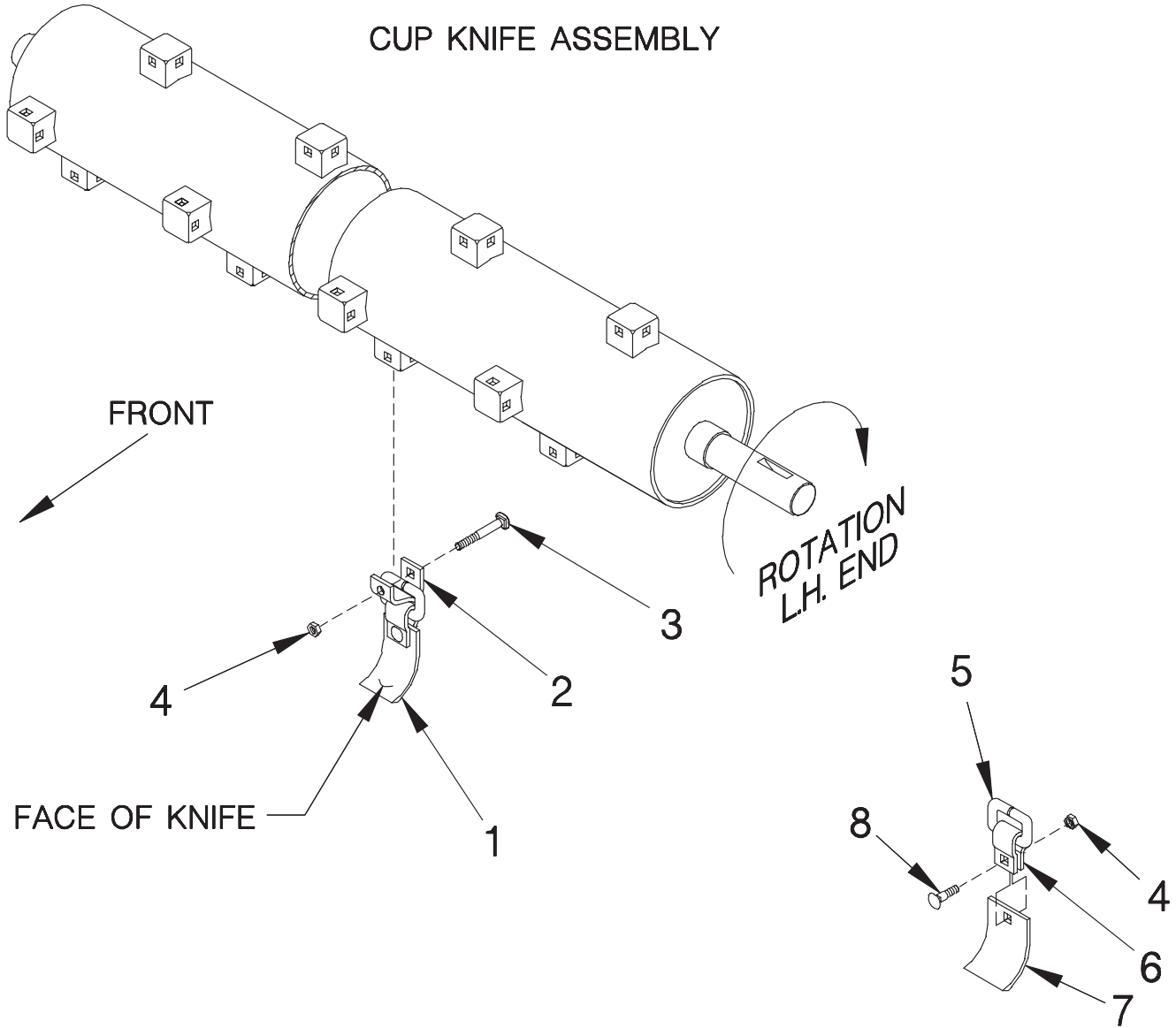


DWG. NO. 3168

REF. NO.	PART NUMBER	DESCRIPTION	QTY.	REF. NO.	PART NUMBER	DESCRIPTION	QTY.
1	79201832	Top Front Shroud	1	8	950-003-054	Carriage Bolt 3/8-16 x 3/4 Gr. 5	8
2	79201537	Top Shroud Assembly	1	9	951-005-003	Mac Lock Nut 3/8-16	9
3	71504144	Danger Decal	1	10	030-16041	Carriage Bolt 5/16 -18 x 3/4 Gr. 5	10
4	79201492	LH Deflector Extention	1	11	952-002-002	Flat Washer 5/16 Inch	2
5	79201488	RH Deflector Extention	1	12	951-005-036	Mac Lock Nut 5/16-18	10
6	79201491	RH Rear Adjustable Deflector	1	13	950-003-029	Carriage Bolt 3/8-16 x 1" Gr. 5	1
7	79201490	RH Lower Deflector	1				

HINIKER 5600 SERIES WINDROW SHREDDER

CUP KNIFE ASSEMBLY  
5600-0001-100 THRU 5600-0076-101

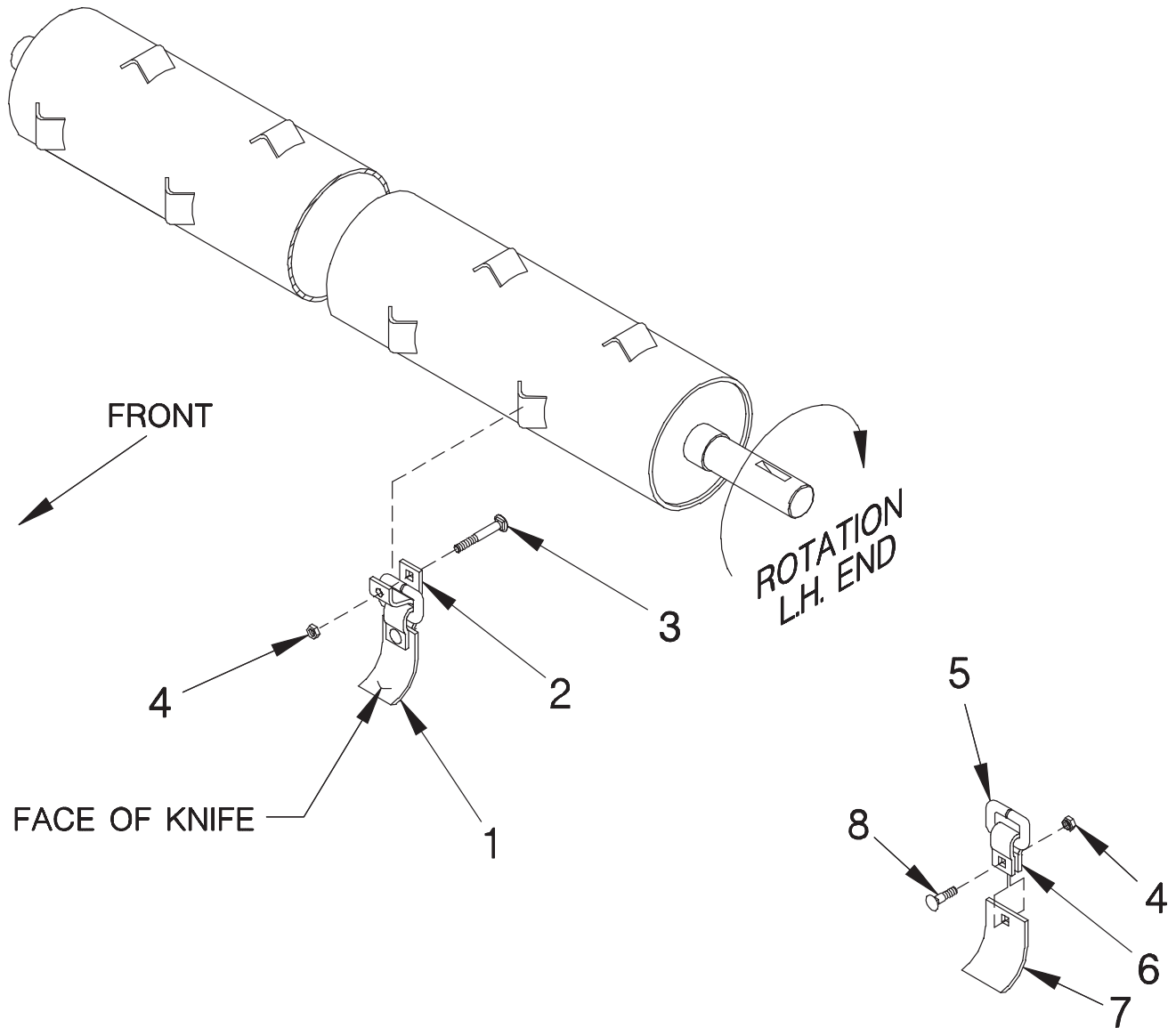


DWG. NO. 2986

REF. NO.	PART NUMBER	DESCRIPTION	QTY.	REF. NO.	PART NUMBER	DESCRIPTION	QTY.
1	79201437	3" Cup Knife Assembly (Includes Items 4-8)	72	5	000-65144	Square Ring	72
	79203350	3" Cup Assembly Hard Surface (Includes Items 4-8)	72	6	000-65227	Knife Hanger	72
2	000-65141	Knife Pivot	72	7	79201431	3" Cup Knife	72
3	030-16139	Carriage Bolt 1/2-13 x 3 1/4	72		79203349	3" Cup Knife Hard Surface	72
4	034-05170	Lock Nut Stover 1/2-13	144	8	030-16132	Carriage Bolt 1/2-13 x 1 1/2 Gr. 5	72



CUP KNIFE ASSEMBLY  
5600-0077-102 THRU 5600-0218-104

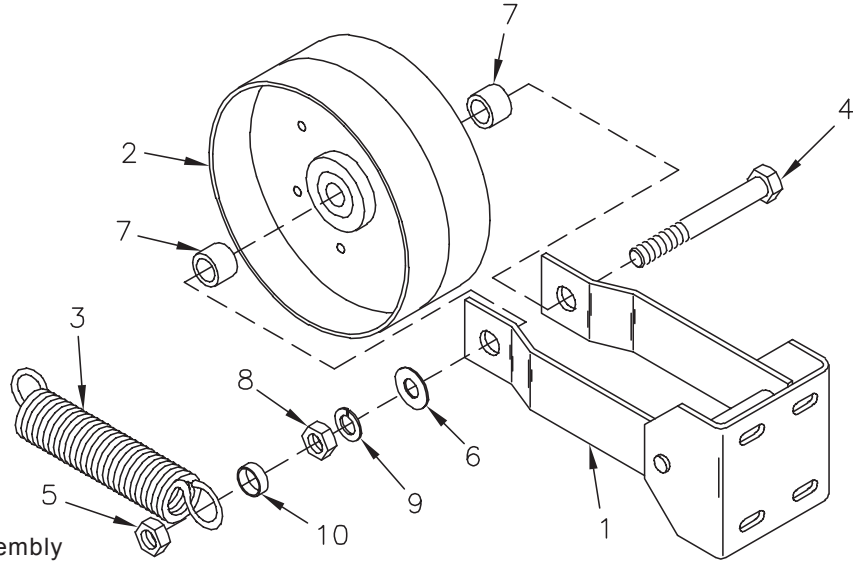


DWG. NO. 3167

REF. NO.	PART NUMBER	DESCRIPTION	QTY.	REF. NO.	PART NUMBER	DESCRIPTION	QTY.
1	79201437	3" Cup Knife Assembly (Includes Items 4-8)	72	5	000-65144	Square Ring	72
	79203350	3" Cup Assembly Hard Surface (Includes Items 4-8)	72	6	000-65227	Knife Hanger	72
2	000-65141	Knife Pivot	72	7	79201431	3" Cup Knife	72
3	030-16139	Carriage Bolt 1/2-13 x 3 1/4	72		79203349	3" Cup Knife Hard Surface	72
4	034-05170	Lock Nut Stover 1/2-13	144	8	030-16132	Carriage Bolt 1/2 -13 x 1 1/2 Gr. 5	72

HINIKER 5600 SERIES WINDROW SHREDDER

IDLER ASSEMBLY

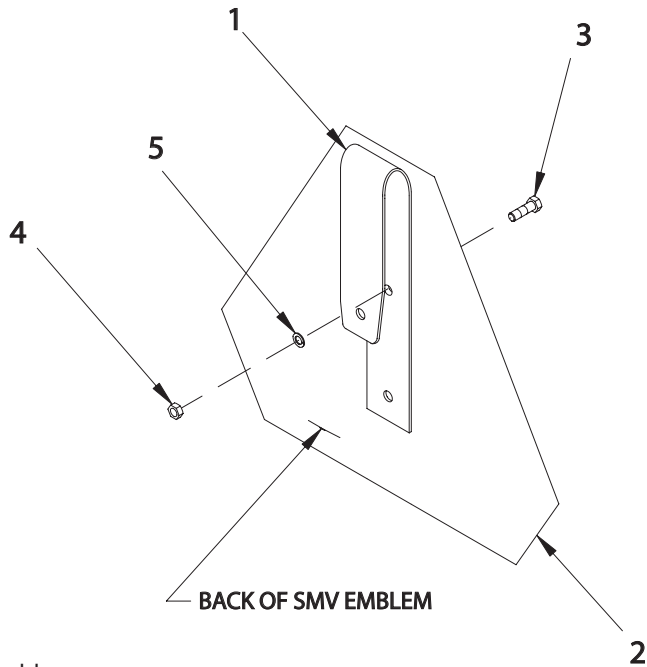


79200956 Idler Assembly

DWG. NO. 2514

REF. NO.	PART NUMBER	DESCRIPTION	QTY.	REF. NO.	PART NUMBER	DESCRIPTION	QTY.
1	79200955	Idler Weldment	1	7	400-10466	Spacer	2
2	51599031	8" Idler Pulley	1	8	951-001-009	Hex Nut 3/4-10	1
3	725-03047	Extension Spring	1	9	952-001-006	Lock Washer 3/4 Inch	1
4	031-06365	Hex Head Cap Screw 3/4 -10 x 5 Gr. 5	1	10	79202310	Spacer 5/16 x 3/4 Conduit	1
5	951-005-037	Lock Nut 3/4-10 2-Way	1		79200956	Complete Idler Assembly	
6	033-12013	Flat Washer 3/4 Inch	1				

SMV SIGN ASSEMBLY



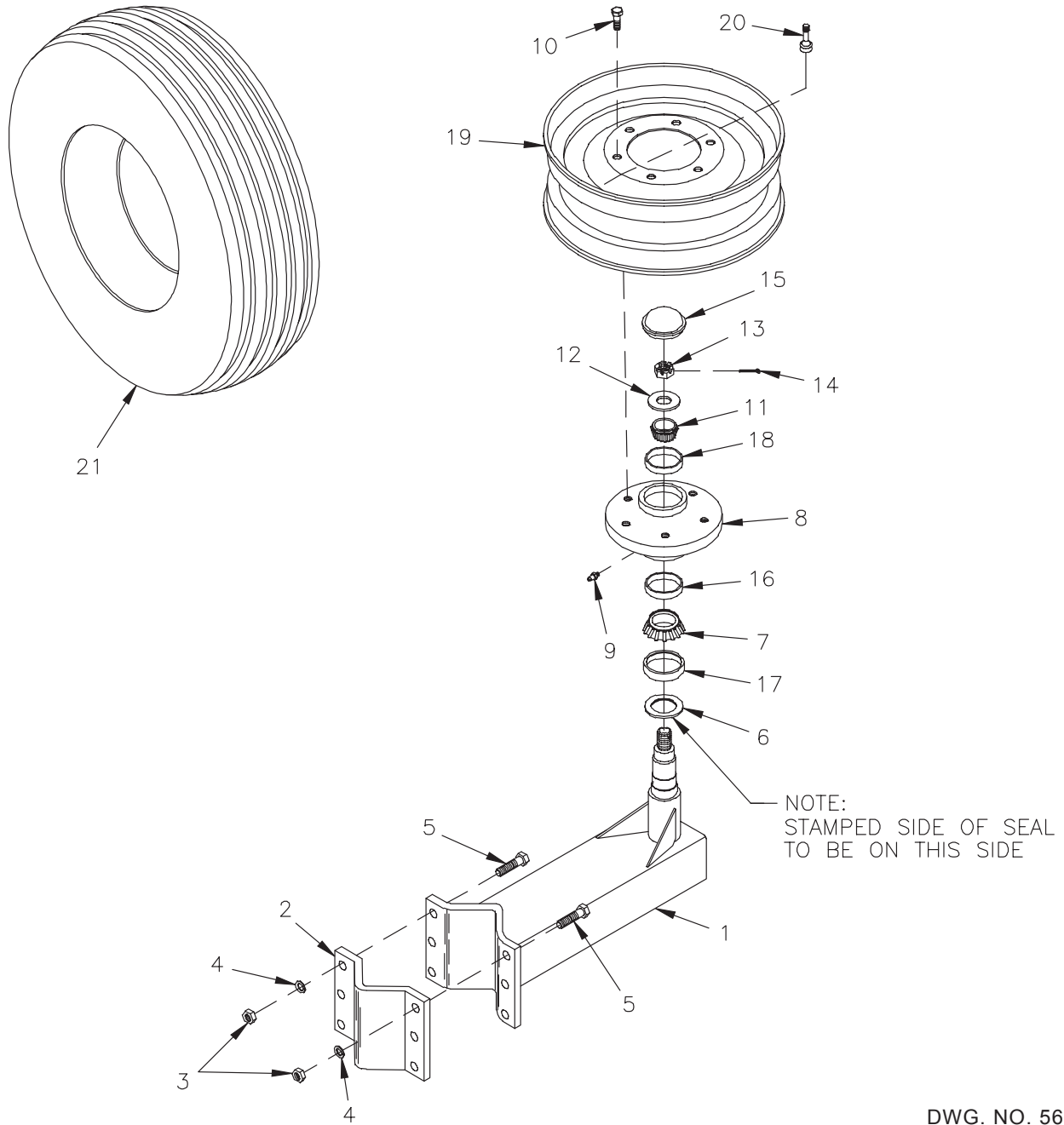
BACK OF SMV EMBLEM

79201550 SMV Mount Assembly

DWG. NO. 2988

REF. NO.	PART NUMBER	DESCRIPTION	QTY.	REF. NO.	PART NUMBER	DESCRIPTION	QTY.
1	79201549	Mount	1	4	951-001-002	Hex Nut #10 - 24	2
2	850-001-354	SMV Emblem	1	5	033-22007	Lock Washer #10	2
3	031-10599	Machine Screw #10-24 x 1/2 Slotted Round Head	2		79201550	Complete SMV Sign Assembly	

TIRE, RIM, AND WHEEL LEG ASSEMBLY  
5600-0001-100 THRU 5600-0076-101



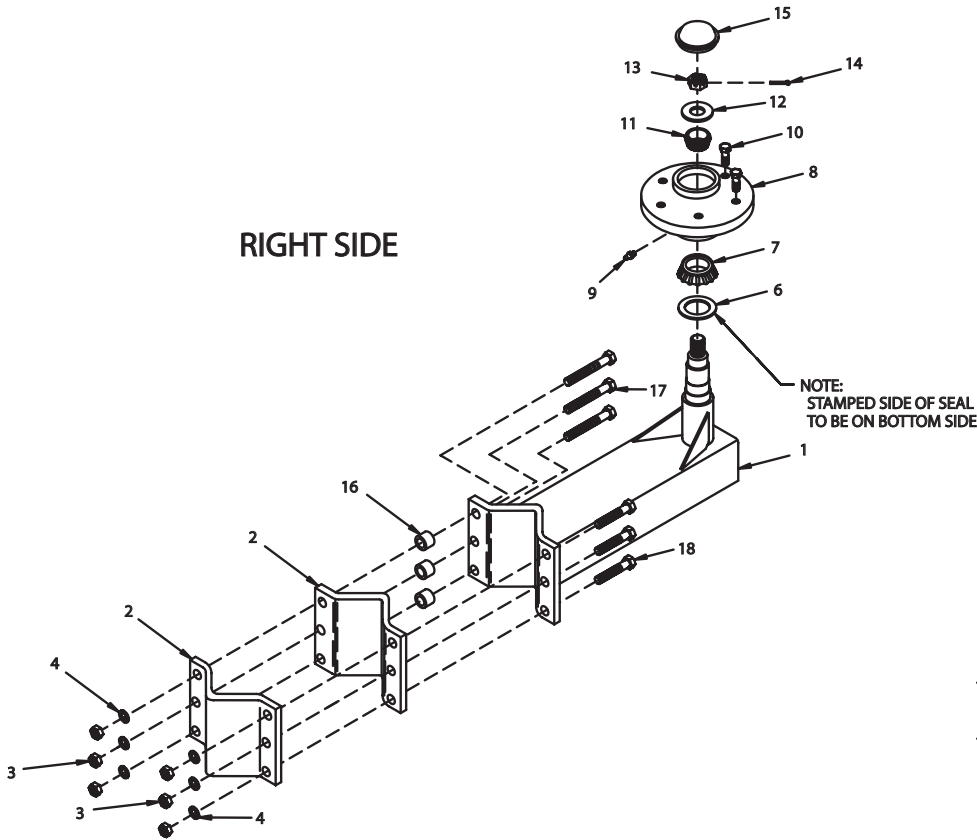
DWG. NO. 5607

REF. NO.	PART NUMBER	DESCRIPTION	QTY.	REF. NO.	PART NUMBER	DESCRIPTION	QTY.
1	79203210	Wheel Leg Weldment	1	13	951-005-002	Slotted Nut 7/8-14	1
2	79200827	Clamp Plate	1	14	953-001-017	Square Cut Cotter Pin 5/32 x 1 1/2	1
3	951-001-008	Hex Nut 5/8-11	6	15	850-001-155	Dust Cap	1
4	952-001-005	Lock Washer 5/8 Inch	6	16	850-001-159	Rear Cup JL 69310	1
5	950-001-023	Hex Head Cap Screw 5/8-11 x 2 Gr. 5	6	17	850-001-555	Wear Sleeve	1
6	850-001-164	Triple Lip Seal	1	18	850-001-158	Front Cup LM 67010	1
7	850-001-154	Hub W/wear Sleeve (Includes 16, 17, 18)	1	19	850-001-828	5" x 15 Rim - 6 Bolt Black (Not Part Of Assy)	1
8	850-003-053	Hub W/wear Sleeve (Includes 16, 17, 18)	1		850-001-093	8" x 15 Rim 6-Bolt (Not Part Of Assembly)	1
9	955-001-001	Zerk 1/8-27 NPT Straight	1	20	850-001-396	Tire Valve (Not Part Of Assembly)	1
10	950-011-006	Wheel Bolt 1/2-20 x 1	6	21	805-001-154	7.6 x 15 Tire	1
11	850-001-153	Cone LM67048	1		850-002-669	9.5L x 15 Tire 8 Ply	1
12	802-000-007	Flat Washer 7/8 Inch	1		79203216	Wheel Leg Assembly (Includes Items 1-18)	1

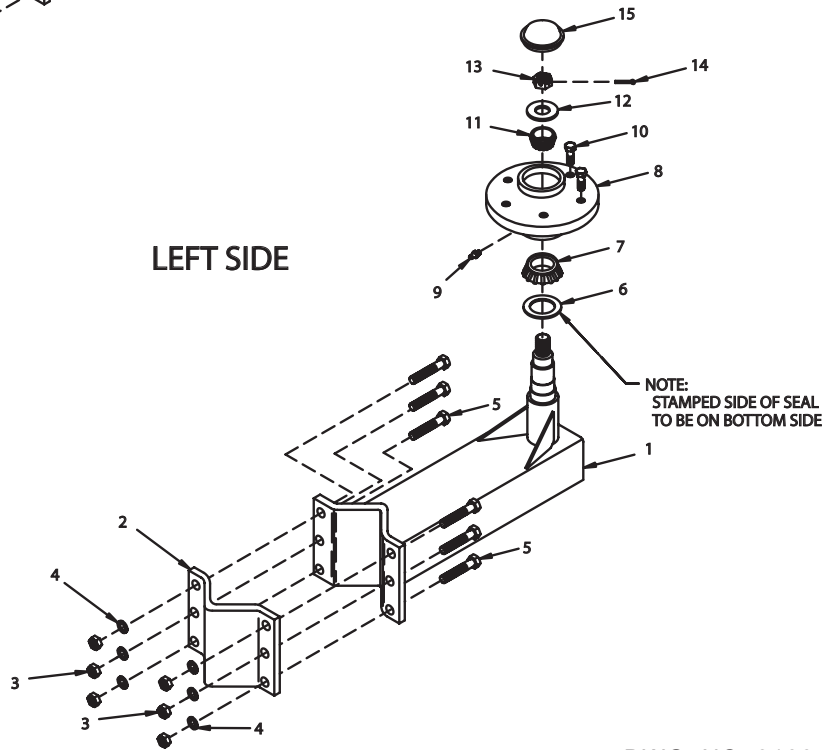
HINIKER 5600 SERIES WINDROW SHREDDER

WHEEL & LEG ASSEMBLY  
5600-0077-102 THRU 5600-0218-104

RIGHT SIDE



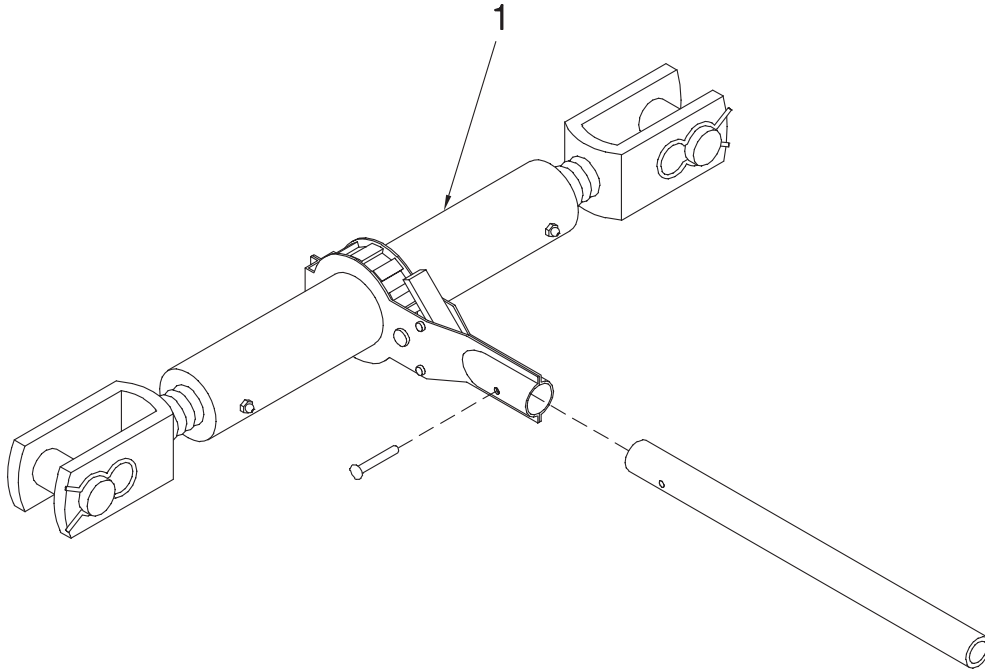
LEFT SIDE



DWG. NO. 3166

REF. NO.	PART NUMBER	DESCRIPTION	QTY.	REF. NO.	PART NUMBER	DESCRIPTION	QTY.
1	79203210	Wheel Leg Weldment	1	10	950-011-006	Wheel Bolt 1/2-20 x 1	6
2	79200827	Clamp Plate	2	11	850-001-153	Cone LM 67048	1
3	951-001-008	Hex Nut 5/8 -11	6	12	802-000-007	Flat Washer 7/8 Inch	1
4	952-001-005	Lock Washer 5/8 Inch	6	13	951-005-002	Slotted Nut 7/8-14	1
5	950-001-023	Hex Head Cap Screw 5/8-11 x 2 Gr. 5 (Left Side)	6	14	953-001-017	Square Cut Cotter Pin 5/32 x 1 1/2	1
6	850-001-164	Triple Lip Seal	1	15	850-001-155	Dust Cap	1
7	850-001-154	Cone JL 69349	1	16	810-001-526	Collar	3
8	850-003-053	Hub W/Wear Sleeve	1	17	950-001-191	Hex Head Cap Screw 5/8-11 x 3 3/4 Gr.5 (Right Side Only)	3
9	955-001-001	Zerk 1/8-27 NPT Straight	1	18	950-001-147	Hex Head Cap Screw 5/8-11 x 2 1/2 Gr.5 (Right Side Only)	3

RACHET JACK ASSEMBLY

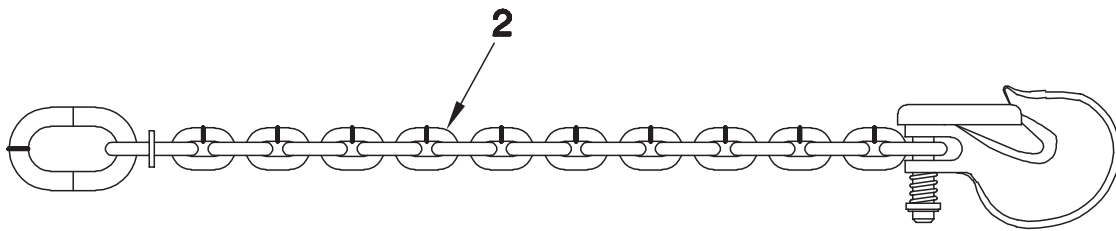
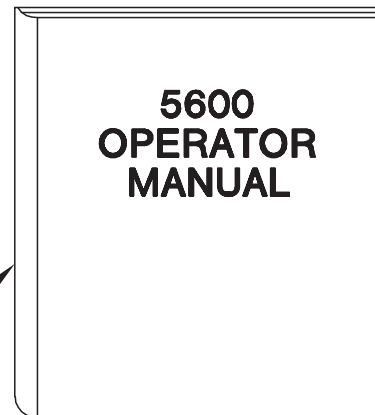


000-04067 Ratchet Jack Assembly

DWG. NO. 2502

REF. NO.	PART NUMBER	DESCRIPTION	QTY.	REF. NO.	PART NUMBER	DESCRIPTION	QTY.
1	000-04067	Complete Ratchet Jack Assembly	1				

OPERATOR MANUAL AND ACCESSORIES



DWG. NO. 2520

REF. NO.	PART NUMBER	DESCRIPTION	QTY.	REF. NO.	PART NUMBER	DESCRIPTION	QTY.
1	79201528	5600/5610 Operator Manual	1	2	85501539	Safety Chain 10,000 Lbs.	1



# SECTION 2

## MODEL 5610

### PTO COMPONENTS

- PAGE 2 1 3/8-21 1000 RPM CV PTO (BLACK SHIELDS)
- PAGE 3 1 3/4-20 1000 RPM CV PTO (BLACK SHIELDS)
- PAGE 4 OVERRUNNING CLUTCH, 1000 RPM

### GEARBOX

- PAGE 5 GEARBOX ASSEMBLY, 1000 RPM

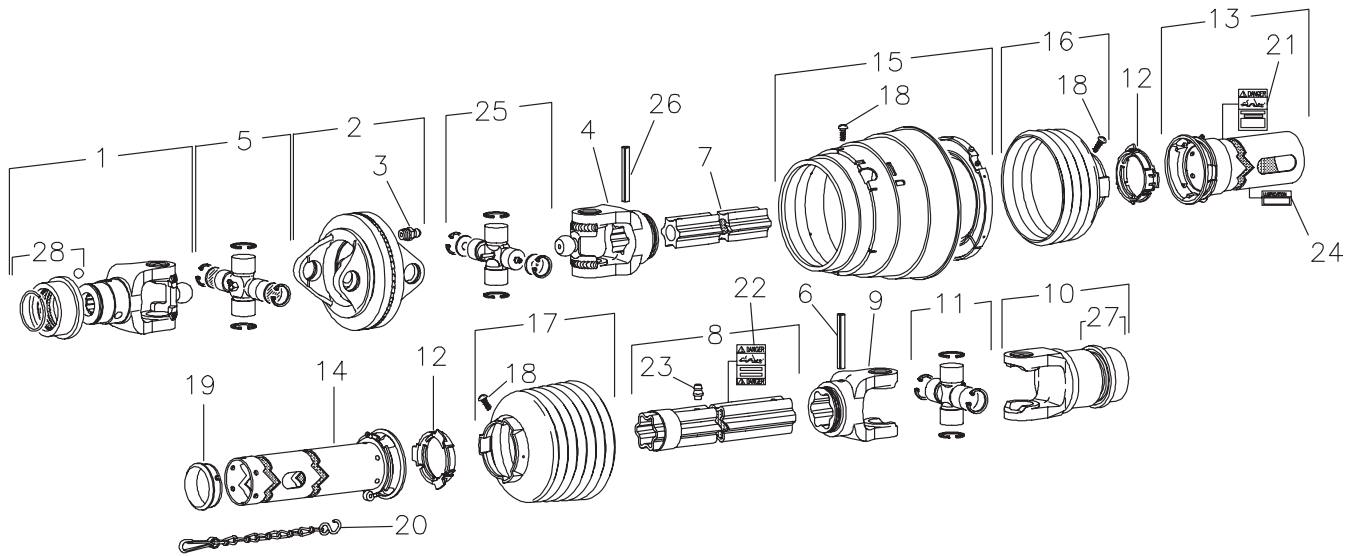
### WINDROW SHREDDER COMPONENTS

- PAGE 6 TRAIL HITCH ASSEMBLY (5610-0001-100 TO 5610-0309-101)
- PAGE 7 TRAIL HITCH ASSEMBLY (5610-0310-101 AND LATER)
- PAGE 8-9 FRONT DRIVE LINE ASSEMBLY
- PAGE 10-11 ROTOR AND DRIVE ASSEMBLY
- PAGE 12-13 AUGER AND DRIVE ASSEMBLY
- PAGE 14 CHUTE ASSEMBLY
- PAGE 15 CUP KNIFE ASSEMBLY
- PAGE 16 IDLER ASSEMBLY
- PAGE 16 SMV SIGN ASSEMBLY
- PAGE 17 TIRE, RIM, AND WHEEL LEG ASSEMBLY
- PAGE 18 HYDRAULIC LIFT KIT
- PAGE 18 3 X 8 HYDRAULIC CYLINDER
- PAGE 19 WINDROW SHREDDER LIGHT PACKAGE
- PAGE 20 RATCHET JACK ASSEMBLY
- PAGE 20 SAFETY CHAIN
- PAGE 20 OPERATOR MANUAL

# HINIKER 5600 SERIES WINDROW SHREDDER

## 1 3/8-21 1000 RPM CV PTO (BLACK SHIELDS)

SEC  
2



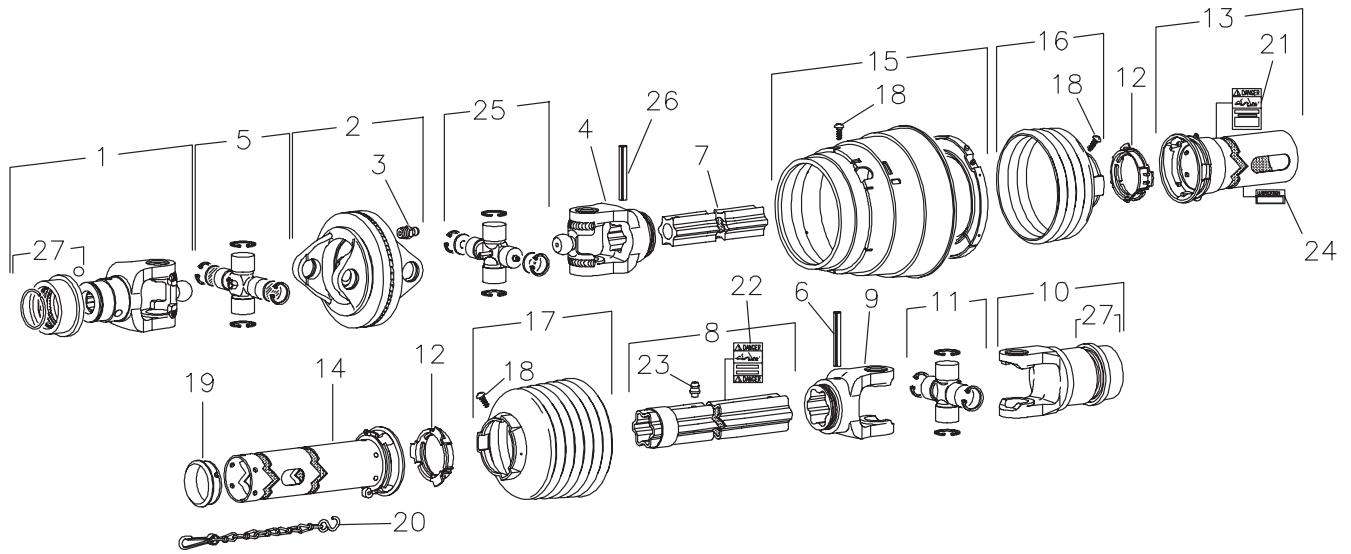
79202278 PTO 1 3/8-21 GKN 395564

DWG. NO. 5936

REF. NO.	PART NUMBER	DESCRIPTION	QTY.	REF. NO.	PART NUMBER	DESCRIPTION	QTY.
1	520-03119	Yoke, 1 3/8-21 Spline	1	15	52003233	CV Cone & Bearing Assembly	1
2	520-03120	Double Yoke	1	16	52003234	Shield Cone 4 Rib	1
3	520-03121	Grease Zerk	1	17	52003235	Shield Cone 7 Rib	1
4	52003230	Inboard Yoke S4	1	18	520-03135	Screw	8
5	520-03123	Cross & Bearing Kit	1	19	520-03136	Support Bearing	1
6	520-03124	Spring Pin 10 x 90	1	20	520-03137	Safety Chain	1
7	520-03144	Inner Profile	1	21	520-03138	Outer Decal	1
8	520-03176	Profile & Sleeve Weldment	1	22	520-03139	Inner Decal	1
9	520-03127	Inboard Yoke S5	1	23	520-03140	Grease Zerk	1
10	520-03118	Overrunning Clutch	1	24	52003236	Lubrication Decal	1
11	520-03128	Cross & Bearing Kit	1	25	52003237	Cross & Bearing Kit	1
12	520-03129	Bearing Ring	2	26	52003242	Spring Pin 10 x 75	1
13	52003231	Out Shield Tube OVL	1	27	520-03142	Collar Kit (In Item 10)	1
14	52003232	In Shield Tube Round	1	28	520-03141	Collar Kit (In Item 1)	1



1 3/4-20 1000 RPM CV PTO (BLACK SHIELDS)



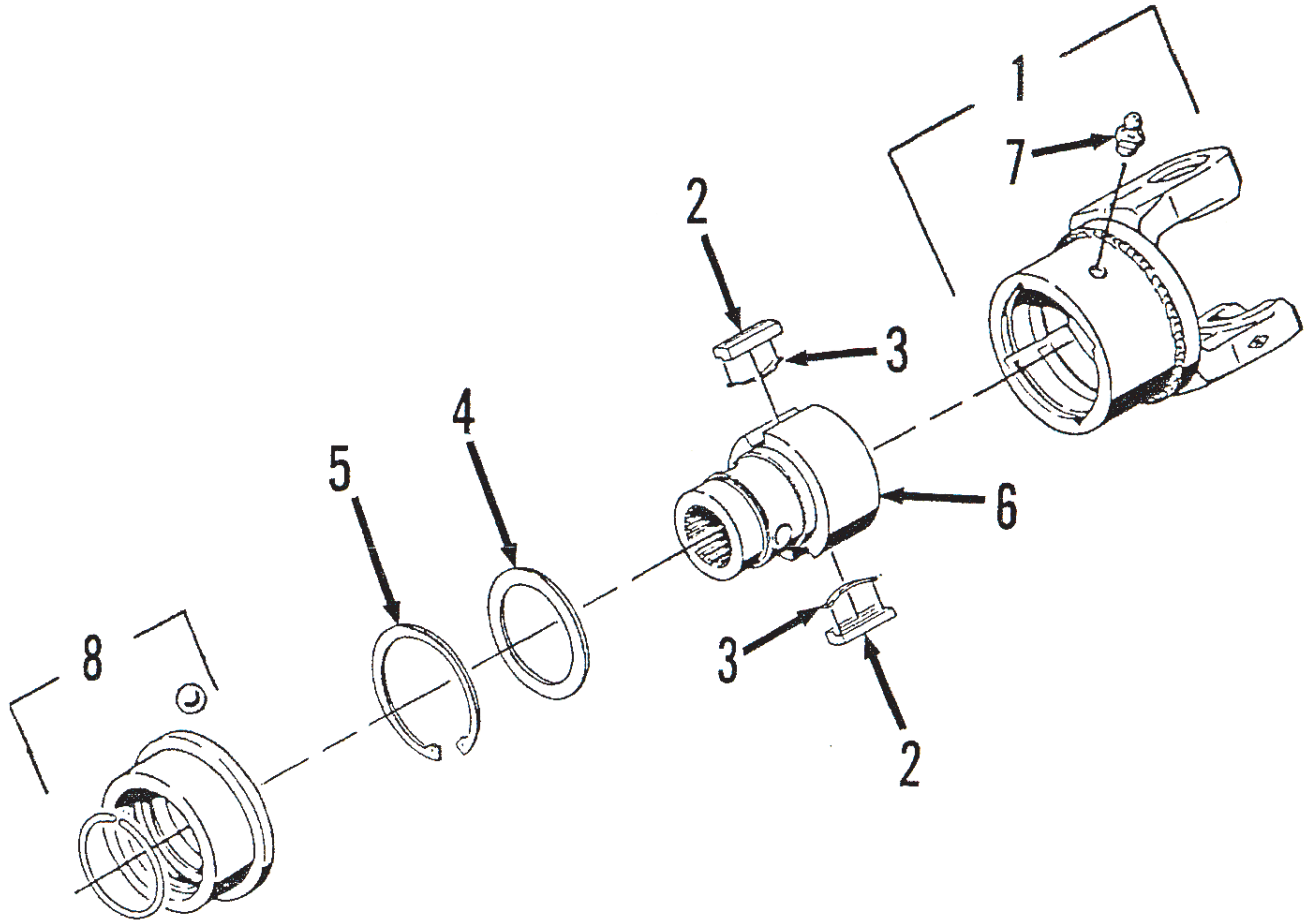
79202277 PTO 1 3/4-20 GKN 396073

DWG. NO. 5937

REF. NO.	PART NUMBER	DESCRIPTION	QTY.	REF. NO.	PART NUMBER	DESCRIPTION	QTY.
1	520-03143	Yoke, 1 3/4-20 Spline	1	15	52003233	CV Cone & Bearing Assembly	1
2	520-03120	Double Yoke	1	16	52003234	Shield Cone 4 Rib	1
3	520-03121	Grease Zerk	1	17	52003235	Shield Cone 7 Rib	1
4	52003230	Inboard Yoke S4	1	18	520-03135	Screw	8
5	520-03123	Cross & Bearing Kit	1	19	520-03136	Support Bearing	1
6	520-03124	Spring Pin 10 x 90	1	20	520-03137	Safety Chain	1
7	520-03144	Inner Profile	1	21	520-03138	Outer Decal	1
8	520-03176	Profile & Sleeve Weldment	1	22	520-03139	Inner Decal	1
9	520-03127	Inboard Yoke S5	1	23	520-03140	Grease Zerk	1
10	520-03118	Overrunning Clutch	1	24	52003236	Lubrication Decal	1
11	520-03128	Cross & Bearing Kit	1	25	52003237	Cross & Bearing Kit	1
12	520-03129	Bearing Ring	2	26	52003242	Spring Pin 10 x 75	1
13	52003231	Out Shield Tube OVL	1	27	520-03142	Collar Kit	2
14	52003232	Inn Shield Tube Round	1				

OVERRUNNING CLUTCH 1000 RPM

SEC  
2

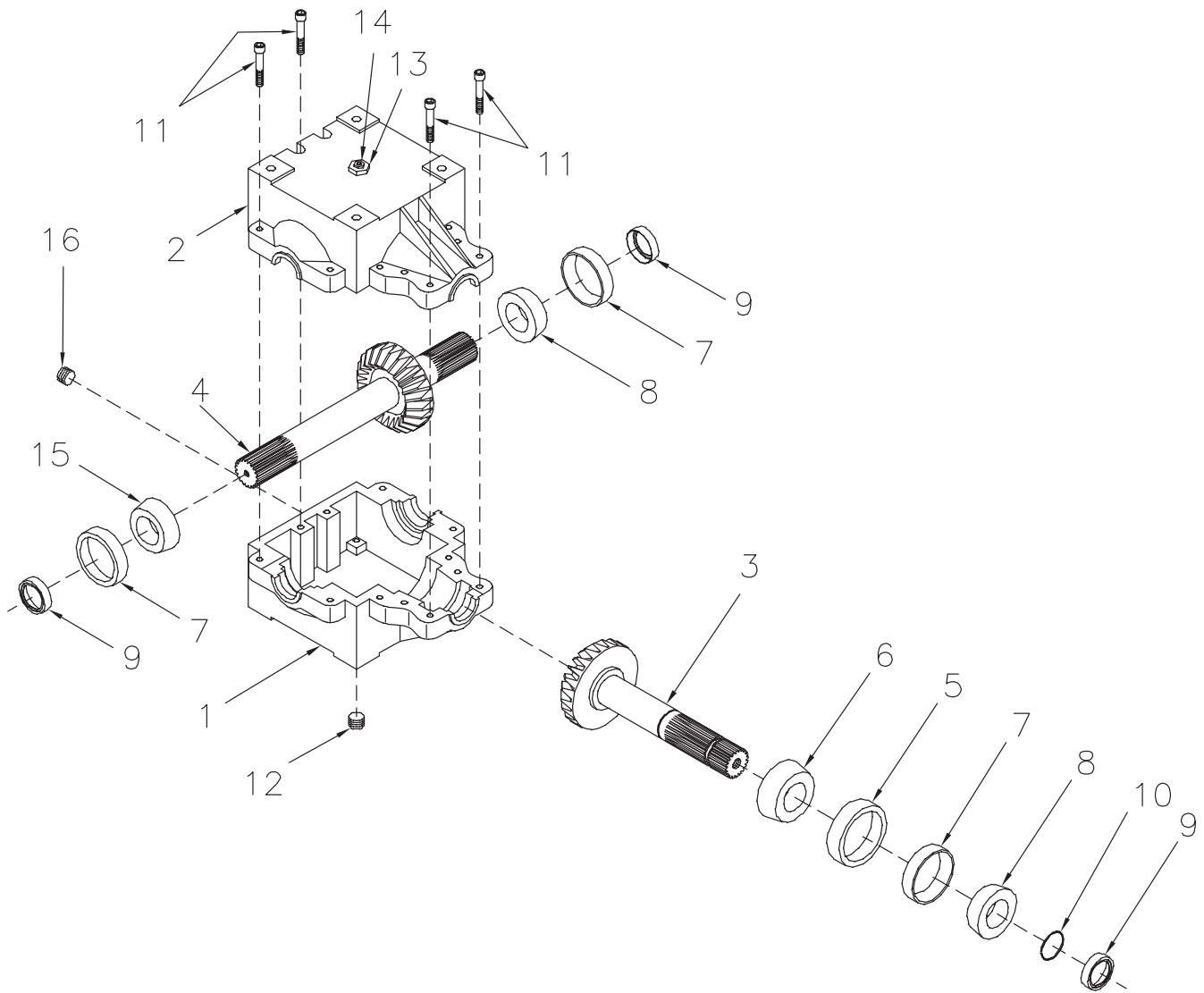


520-03118 Overrunning Clutch

DWG. NO. 2512

REF. NO.	PART NUMBER	DESCRIPTION	QTY.	REF. NO.	PART NUMBER	DESCRIPTION	QTY.
1	520-03146	Clutch Housing	1	5	520-03150	Retaining Ring	1
2	520-03147	Key	2	6	520-03151	Hub, 1 3/4 - 20 Spline	1
3	520-03148	Leaf Spring	2	7	520-03121	Grease Zerk	1
4	520-03149	Supporting Ring	2	8	520-03142	Collar Kit	1

GEARBOX ASSEMBLY, 1000 RPM



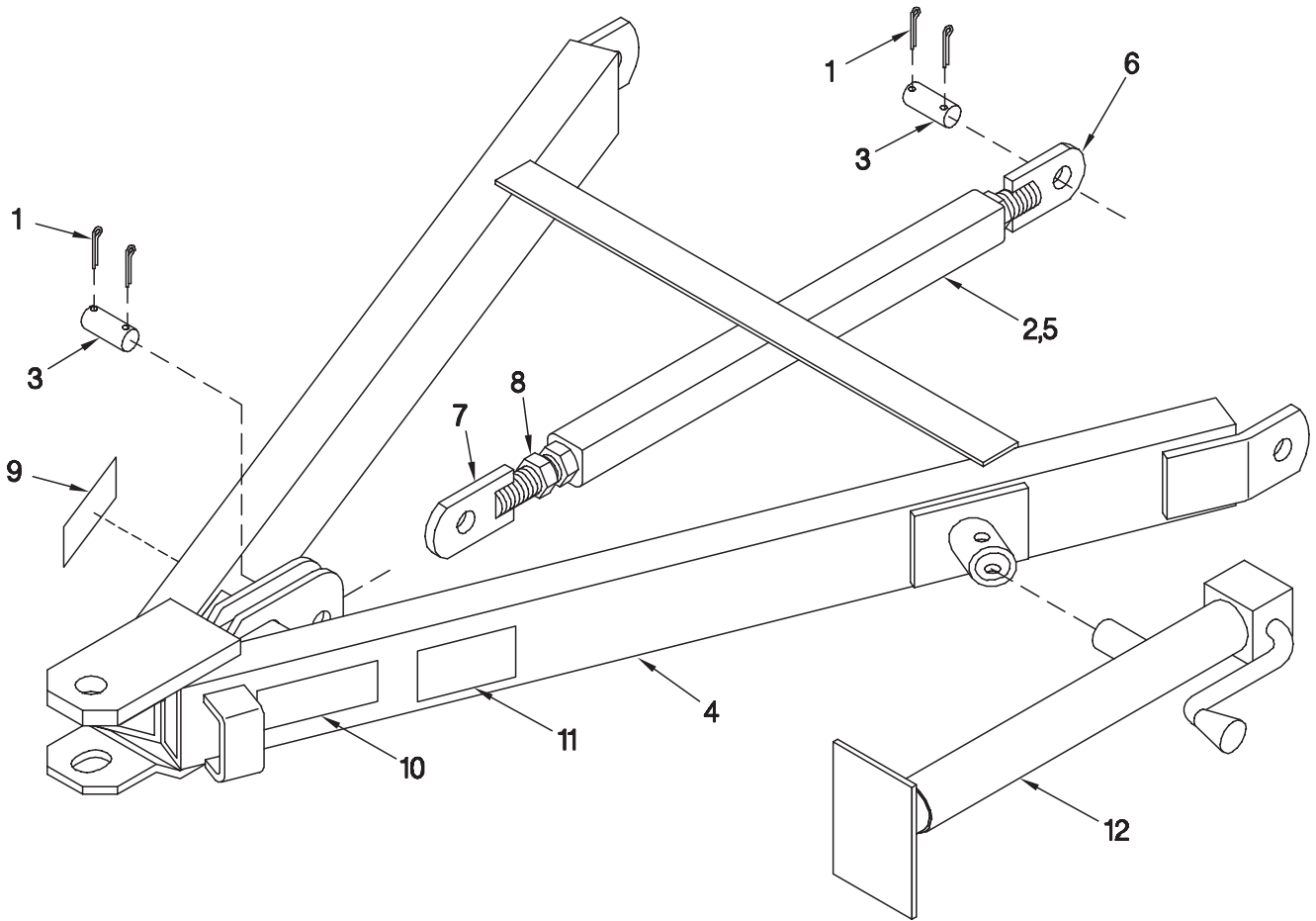
51700216 1000 RPM Gear Box Assembly

DWG. NO. 5938

REF. NO.	PART NUMBER	DESCRIPTION	QTY.	REF. NO.	PART NUMBER	DESCRIPTION	QTY.
1	400-17205	Casting (Tapped Holes)	1	10	702-05093	Retaining Ring (1 3/4 Shaft)	1
2	400-17206	Casting (Thru Holes)	1	11	950-011-032	Socket Head Cap Screw 3/8-16 x 2 1/4	12
3	50106488	Pinion Shaft/Gear	1	12	203-51156	Plug, 1/2 NPT Socket Head Hex	1
4	50106489	Cross Shaft/Gear	1	13	203-51074	Bushing, 1/2 NPT - 1/8 NPT	1
5	601-05002	Bearing Cup (Large) #3720	1	14	203-50308	Pressure Relief	1
6	601-02075	Bearing Cone (Large) #3782	1	15	601-02001	Cone Timken #25580	1
7	601-05001	Bearing Cup (Small) #25520	3	16	79201412	Plug 1/4 NPT	1
8	601-03003	Bearing Cone (Small) #25581	2		51700216	Gearbox Assembly	
9	650-06056	Seal (1 3/4 Shaft)	3				

TRAIL HITCH ASSEMBLY W/JACK  
 MODEL 5610 (S/N 5610-0001-100 TO 5610-0309-101)

SEC  
 2

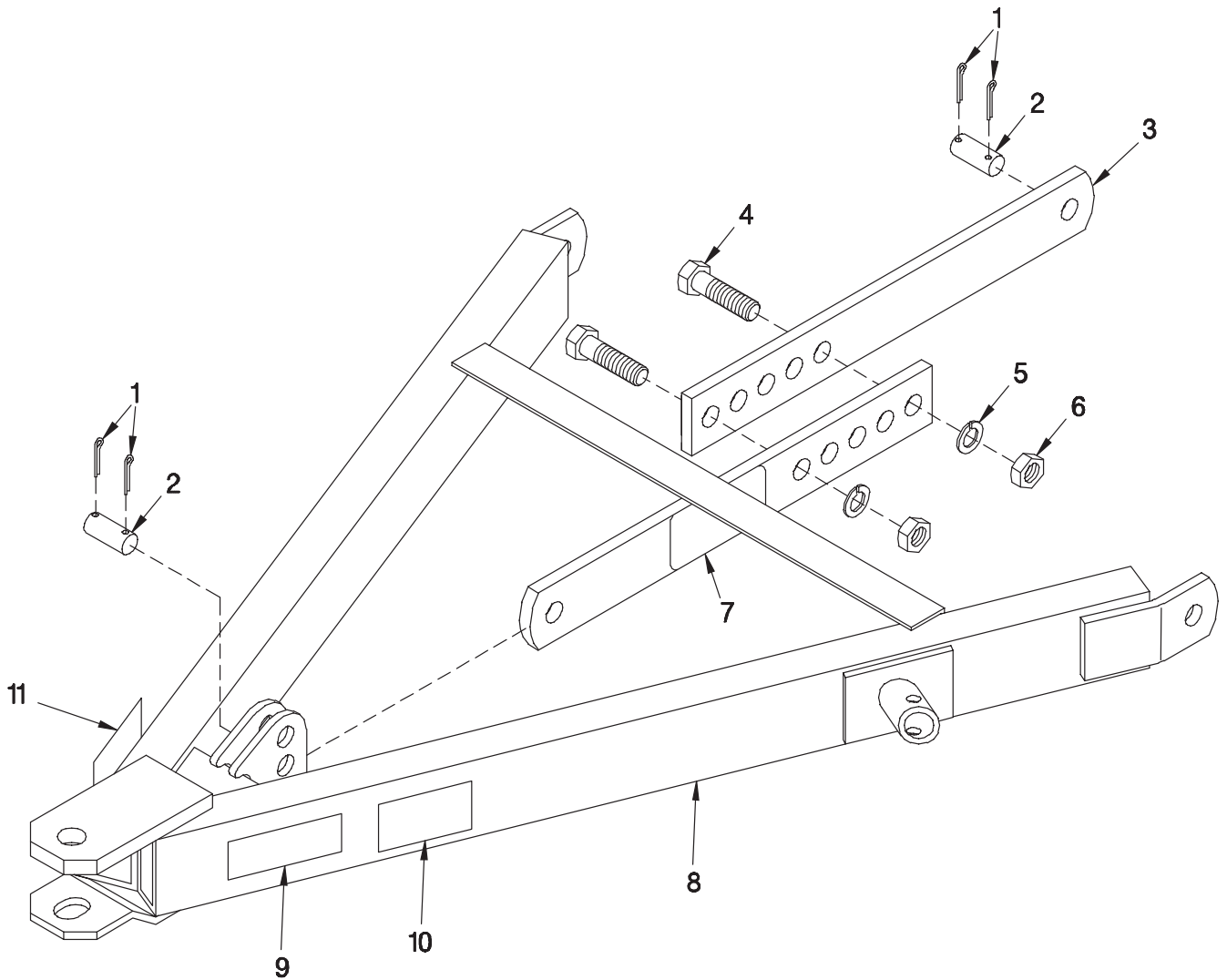


79202247 Trail Hitch Assembly

DWG. NO. 5606

REF. NO.	PART NUMBER	DESCRIPTION	QTY.	REF. NO.	PART NUMBER	DESCRIPTION	QTY.
1	035-42065	Cotter Pin 1/4 x 1 3/4	4	7	79201098	RH Turnbuckle Rod Weldment	1
2	79200872	Turnbuckle Assembly (Includes Items 5-8)	1	8	951-001-022	Hex Nut 1 1/4-7	1
3	79200993	Hitch Pin	2	9	850-001-305	Tape-Red Reflector	1
4	79202246	Trail Hitch Assembly (Includes Items 9-11)	1	10	850-001-285	Tape-Yellow Reflector	1
5	79200869	Turnbuckle Weldment	1	11	85501787	Caution Decal	1
6	79201097	LH Turnbuckle Rod Weldment	1	12	400-34074	Tubular Mount Jack	1

TRAIL HITCH ASSEMBLY  
MODEL 5610 (S/N 5610-0310-101 AND LATER)



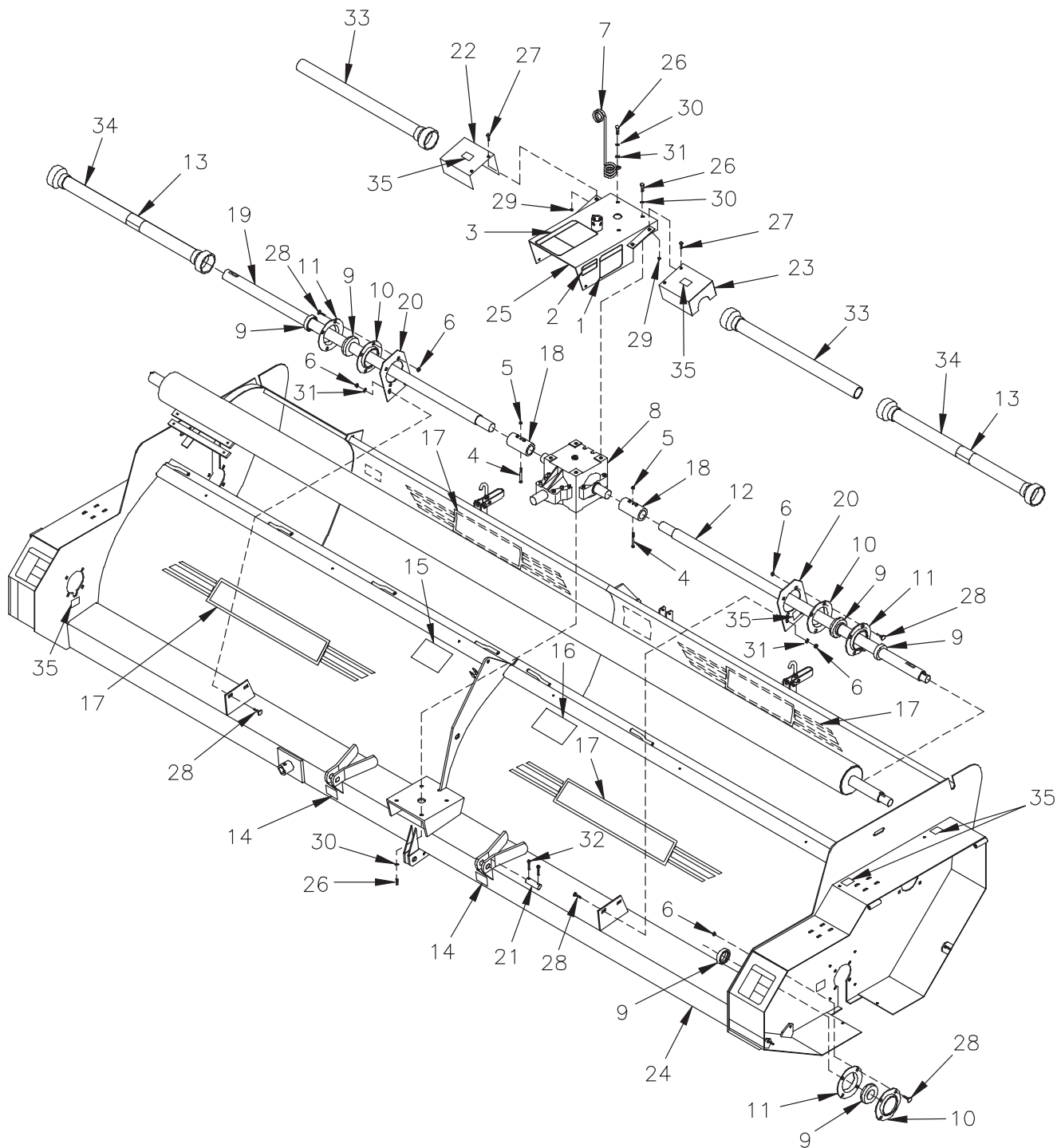
79201775 Trail Hitch Assembly

DWG. NO. 3174

REF. NO.	PART NUMBER	DESCRIPTION	QTY.	REF. NO.	PART NUMBER	DESCRIPTION	QTY.
1	035-42065	Cotter Pin 1/4 x 1 3/4	4	7	71505172	Decal, "Warning"	1
2	79200993	Hitch Pin	2	8	79201776	Hitch Assembly	1
3	79201772	Bar Level	2	9	850-001-285	Tape Yellow Reflector	1
4	031-06459	Hex Head Cap Screw 1-8 x 3 Gr. 5	2	10	85501787	Decal, "Caution"	1
5	952-001-009	Lock Washer 1 Inch	2	11	850-001-305	Tape Red Reflector	1
6	951-001-011	Hex Nut 1-8	2				

FRONT DRIVE LINE ASSEMBLY  
5610-0001-100 & LATER

SEC  
2



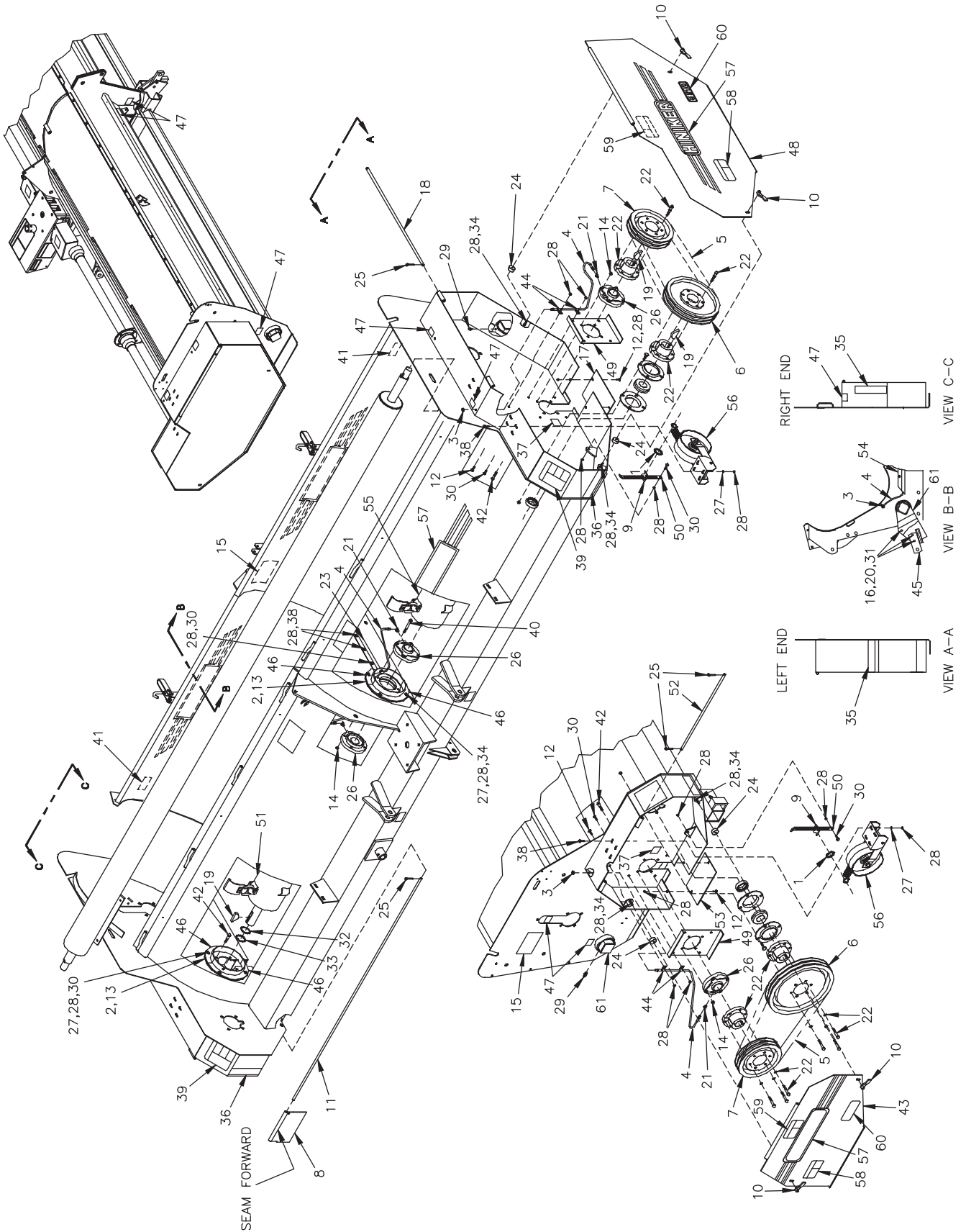
## HINIKER 5600 SERIES WINDROW SHREDDER

REF. NO.	PART NUMBER	DESCRIPTION	QTY.	REF. NO.	PART NUMBER	DESCRIPTION	QTY.
1	71504143	Important Decal	1	19	79200911	Solid Line Shaft, 15'	1
2	71504129	Caution Decal	1	20	79201758	Bearing Support	2
3	71504132	Caution Decal	1	21	79200967	Lower Hitch Pin	2
4	031-06113	Hex Head Cap Screw 3/8-16 x 3 Gr. 5	2	22	79201779	RH Line Shield Weldment	1
5	034-05168	Uni-Torque Lock Nut 3/8-16	2	23	79201778	LH Line Shield Weldment	1
6	034-05170	Uni-Torque Lock Nut 1/2-13	20	24	79202257	15' Body Weldment	1
7	000-69096	Hose Carrier	1	25	79201536	Shield Assembly 1000 RPM	1
8	51700216	1000 RPM Gearbox Assembly	1	26	950-001-111	Hex Head Cap Screw 1/2-13 x 1 1/4 Gr. 5	8
9	79203223	Spherical Bearing 2" Kit	4	27	950-002-009	Hex Head Flange Whiz Lock Bolt 3/8-16 x 1	4
10	60400524	Relube Flange W/O Fitting	4	28	950-003-028	Carriage Bolt 1/2-13 x 1 1/4	20
11	60400525	Relube Flange W/Fitting	4	29	951-005-003	Mac Lock Nut, 3/8-16	4
12	79202243	LH 15' Solid Line Shaft	1	30	952-001-004	Lock Washer 1/2 Inch	8
13	520-03138	Outer Decal	2	31	952-004-067	Flat Washer 1/2 Inch	5
14	715-03174	Lift Here Decal	2	32	953-001-010	Square Cut Cotter Pin 1/4 x 1 1/2	4
15	71504142	Important Decal	1	33	79201794	Shield Inside PVC	2
16	71504131	Danger Decal	1	34	79201793	Outer Shield Assembly 15 Ft. W/Decal	2
17	71505168	"Hiniker" Decal	4	35	79203259	Grease Decal	A/R
18	79200836	Splined Coupler W/Fitting	2				

**2** SCS

ROTOR & DRIVE ASSEMBLY  
5610-0001-100 & LATER

2  
S  
C  
S



DWG. NO. 5615



**HINIKER 5600 SERIES WINDROW SHREDDER**

REF. NO.	PART NUMBER	DESCRIPTION	QTY.	REF. NO.	PART NUMBER	DESCRIPTION	QTY.
1	000-20179	Machinery Bushing 1 3/8	2	34	950-002-010	Hex Head Flanged Whiz Lock Bolt 3/8-16 x 1 1/2	8
2	79202088	Shield Spacer 1/16"	8	35	850-001-305	Tape-Red Reflector	2
3	000-24063	Lock Nut	4	36	850-001-285	Tape-Yellow Reflector	2
4	79202316	Grease Hose 27 1/2"	4	37	71503213	Belt Tension Decal	2
5	000-25012	"HC" V-Belt Set Of 2	2		79203023	Decal Spring Instructions	2
6	515-18009	Sheave, 2 Groove, 13" Dia.	2	38	950-002-009	Hex Head Flanged Whiz Lock Bolt 3/8-16 x 1	10
7	515-18007	Sheave, 2 Groove, 10 1/2" Dia.	2	39	71505171	Warning Decal	2
8	000-64011	Shield Plate	18	40	950-001-301	Hex Head Cap Screw 1/2-13 x 4 1/4 Gr. 5	4
9	000-65186	Spring Anchor	2	41	71504136	Important Decal	2
10	000-65223	Threaded Handle	4	42	950-001-112	Hex Head Cap Screw 1/2-13 x 2 Gr. 5	8
11	79200976	Flipper Shield Rod	2	43	79202260	RH Cover Assembly	1
12	950-003-054	Carriage Bolt 3/8-16 x 3/4 SS Gr. 5	6	44	720-02399	Cable Clamp 3/8	4
13	79202087	Shield Spacer 1/8"	8	45	79201005	Cylinder Lug	1
14	034-05170	Uni-Torque Lock Nut 1/2-13	12	46	79203157	Anti-Wrap Shield Weldment	8
15	71504144	Danger Decal	2	47	79203259	Grease Decal	A/R
16	952-003-003	Flat Washer 5/8 SAE	6	48	79202259	LH Cover Assembly (Rockshaft Inside Cover)	1
17	79201486	Bottom Cover	1		79202659	LH Cover Assembly (Exposed Rockshaft)	1
18	79201487	Shield Rod	1	49	79200860	Bearing Support	2
19	035-60063	Woodruff Key 1/2 x 2 3/4	4	50	79200866	Take-Up Bar	2
20	034-05172	Lock Nut 5/8 Stover Gr. B	3	51	79203204	RH 15' Cylinder Assembly	1
21	203-51254	45° Elbow 1/8 NPT x 1/8 NPT	4		79203376	RH 15' Cylinder Assembly Hard Surfaced	1
	203-51251	45° Elbow 1/4-28 x 1/8 NPT		52	79200920	Shield Rod	1
22	400-27038	QD Hub, Type "SF" 2" Bore	4	53	79200923	Bottom Cover(7" Wide RH Drive Shield)	1
23	79201398	LH Hose Shield	1		79203377	Bottom Cover(8" Wide RH Drive Shield)	1
24	79201120	Shield Bumper	4	54	79201397	RH Hose Shield	1
25	953-001-002	Cotter Pin, 1/8 x 1" Square Cut	6	55	79203198	LH 15' Cylinder Assembly	1
26		Flange Bearing, 2" Shaft (See Section 4 Page 35)	4		79203375	LH 15' Cylinder Assembly Hard Surfaced	1
27	952-003-006	Flat Washer 3/8 SAE	20	56	79200956	Idler Assembly	2
28	951-005-003	Mac Lock Nut 3/8-16	38	57	71505168	Decal, "Hiniker"	4
29	203-50003	Zerk 1/4-28 NPT Straight	3	58	71505169	Decal, Warning	2
30	950-002-014	Hex Head Flanged Whiz Lock Bolt 3/8-16 x 1 1/4	12	59	71505170	Decal, Warning	2
31	950-001-147	Hex Head Cap Screw 5/8-11 x 2 1/2 Gr. 5	3	60	71505175	Decal, 5610	2
32	710-05333	Washer	A/R	61	79201989	Rockshaft Repair Kit	0
33	710-05332	Washer	A/R				

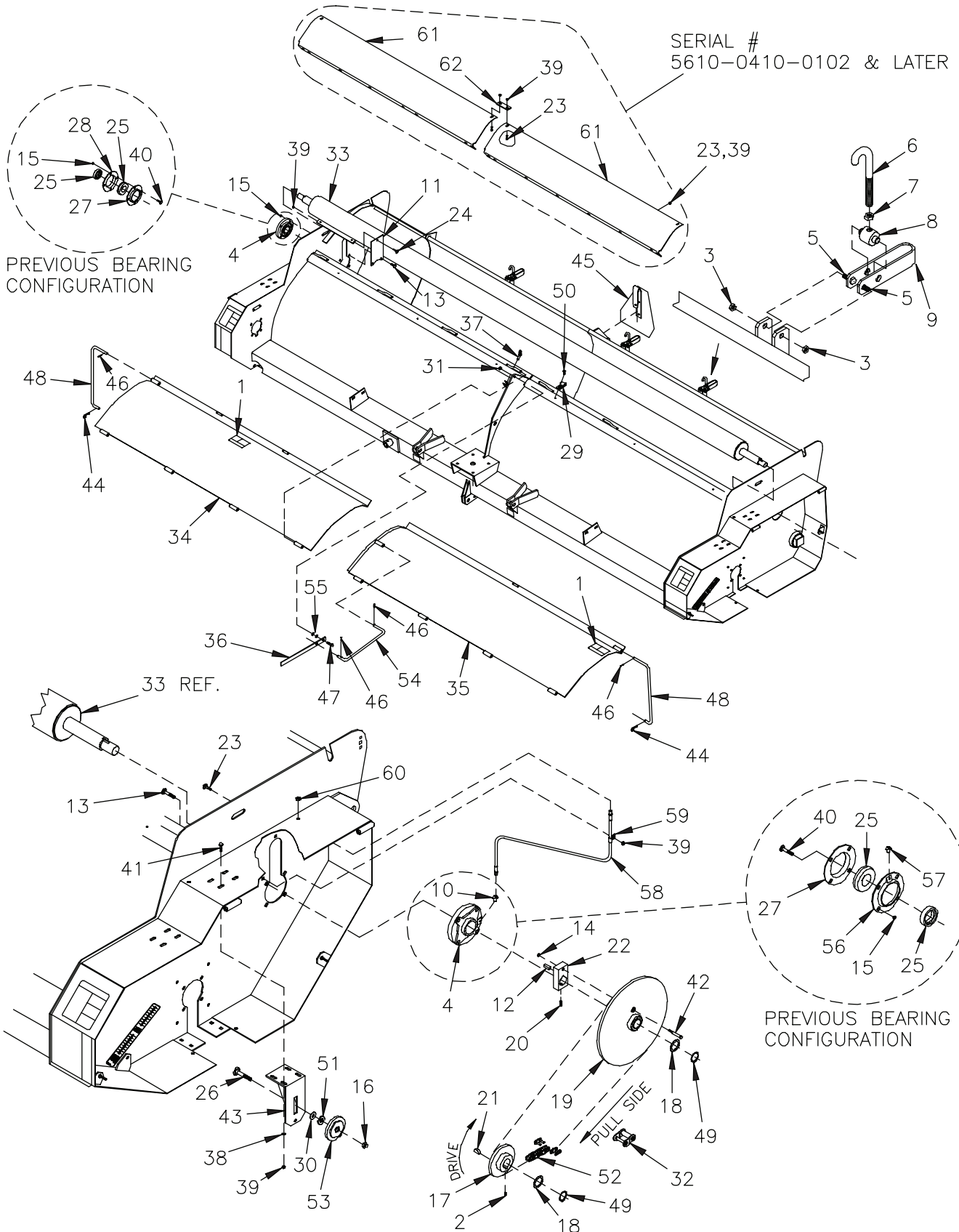
**SECTION 2**

# HINIKER 5600 SERIES WINDROW SHREDDER

## AUGER & DRIVE ASSEMBLY 5610-0001-100 & LATER

SERIAL #  
5610-0410-0102 & LATER

SEC  
2



DWG. NO. 5609A

## HINIKER 5600 SERIES WINDROW SHREDDER

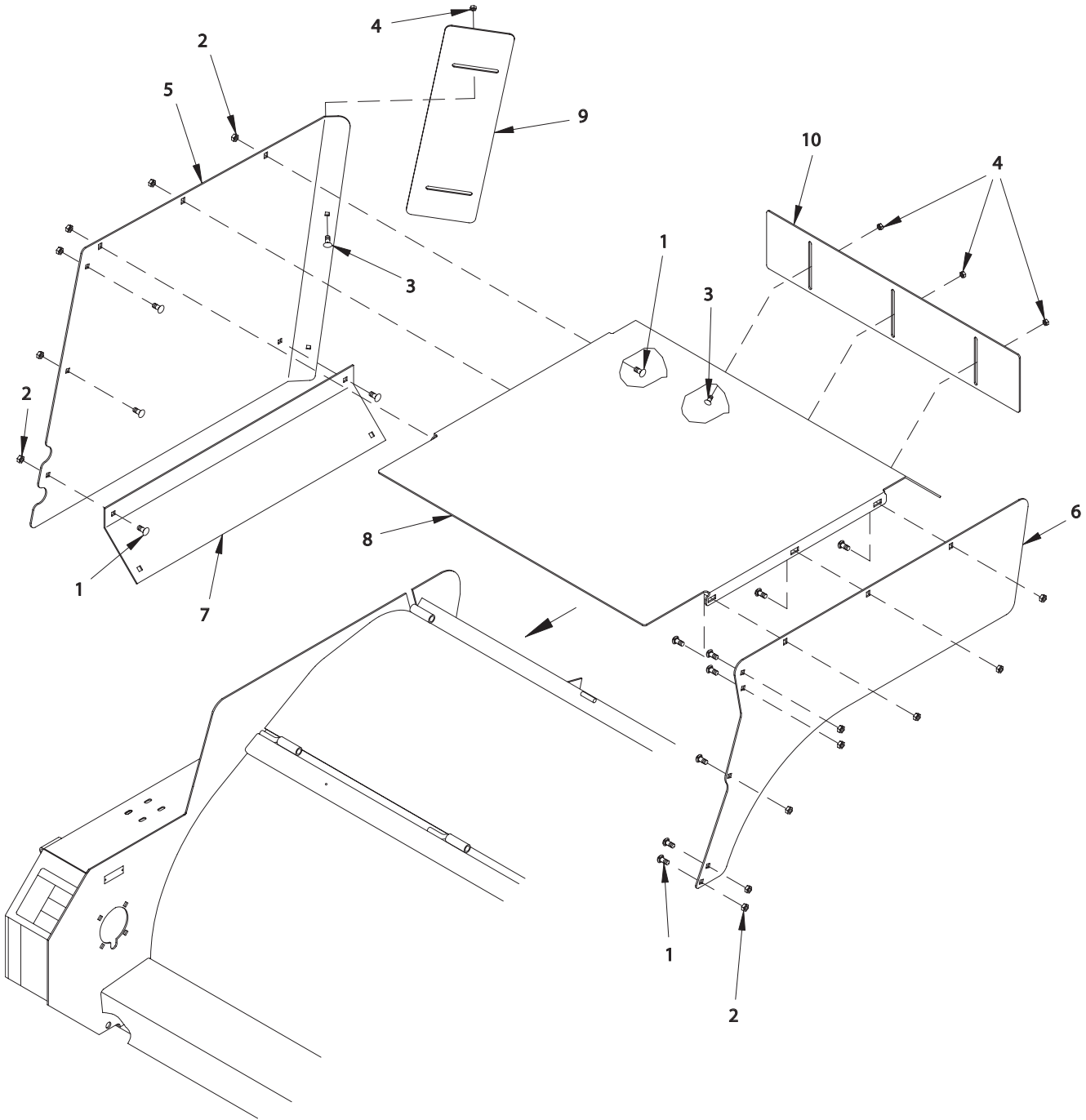
REF. NO.	PART NUMBER	DESCRIPTION	QTY.	REF. NO.	PART NUMBER	DESCRIPTION	QTY.
1	71504127	Warning Decal	2	32	504-05003	#60 Offset Link	A/R
2	950-008-018	Square Head Set Screw 3/8-16 x 3/4	1	33	79202244	Auger Weldment (18" Pitch)	1
3	951-005-051	Lock Nut 3/8-16, 2-Way	6	34	79201801	RH Auger Cover Assembly	1
4		Flange Bearing 2" Shaft (See Section 4 Page 35)	2	35	79201802	LH Auger Cover Assembly	1
5	950-001-089	Hex Head Cap Screw 3/8-16 x 3/4 Gr. 5	6	36	79201795	Lever	1
6	79201788	Auger Door Latch	3	37	703-00209	Lynch Pin	1
7	951-001-007	Hex Nut 1/2-13	3	38	952-003-006	Flat Washer 3/8 Inch SAE	4
8	400-35126	Swivel Auger Door Latch	3	39	951-005-003	Mac Lock Nut 3/8-16	A/R
9	79201864	Handle Auger Door Latch	3	40	950-003-028	Carriage Bolt 1/2-13 x 1 1/4	8
10	203-51254	45° Elbow 1/8 NPT x 1/8 NPT	1	41	950-002-009	Hex Head Flanged Whiz Lock Bolt 3/8-16 x 1	4
11	79201544	Cover	2	42	031-06110	Hex Head Cap Screw 3/8-16 x 2 1/4 Gr. 5	1
12	805-002-380	Stop Block	1	43	79202241	Bracket Weldment	1
13	950-001-112	Hex Head Cap Screw 1/2-13 x 2 Gr. 5	8	44	720-02303	Hair Pin Cotter	2
14	034-05168	Lock Nut 3/8-16 Uni-Torque	1	45	79201550	SMV And Mount Assembly	1
15	034-05170	Lock Nut 1/2-13 Uni-Torque	8	46	701-30010	Roll Pin 3/16 x 1	4
16	034-05172	Lock Nut 5/8-11 Uni-Torque	1	47	950-001-132	Hex Head Cap Screw 5/8-11 x 1 3/4 Gr. 5	1
17	79202625	Sprocket 60B28	1	48	79201835	RH And LH Auger Cover Prop	2
18	710-05321	Washer	2	49	702-05031	Retaining Ring 1 1/2	2
19	79201623	Auger Drive Sprocket	1	50	950-005-043	Hex Washer Head Self Tapping Screw 1/4 x 3/4	6
20	031-21030	Set Screw 3/8-16 x 3/4	1	51	952-004-070	Hardened Flat Washer 5/8 Inch	1
21	035-60039	Woodruff Key 3/8 x 1 1/4	1	52	79202258	#60 Roller Chain 152 Pitches	1
22	79201621	Shear Flange	1	53	79202766	Idler Sprocket Assembly #60 15T	1
23	950-003-054	Carriage Bolt 3/8-16 x 3/4 Gr. 5 SHS	A/R	54	79201789	Center Support Rod	1
24	950-003-029	Carriage Bolt 3/8-16 x 1	2	55	952-003-003	SAE Washer 5/8 Inch	2
25	79203223	Spherical Bearing 2" Kit	2	56	79202735	Relube Flange Tapped 1/4-28	1
26	030-12166	Carriage Bolt 5/8-11 x 2 1/4 Gr. 5	1	57	203-51251	Elbow 45° 1/4-28 x 1/8 NPT	1
27	60400524	Relube Flange W/O Fitting	2	58	79202736	Grease Hose 15"	1
28	60400525	Relube Flange W/Fitting	1	59	720-02399	Clamp 3/8 Cable	1
29	720-03071	Hose Clamp	14	60	000-24063	Lock Nut	1
30	952-002-008	Flat Washer 3/4 Inch	1	61	79203341	Auger Deflector	2
31	060756	Lock Nut 5/8-11 Nylon	1	62	79203169	Support Strap	1

**SECTION 2**

# HINIKER 5600 SERIES WINDROW SHREDDER

## CHUTE ASSEMBLY 5610-0001-100 & LATER

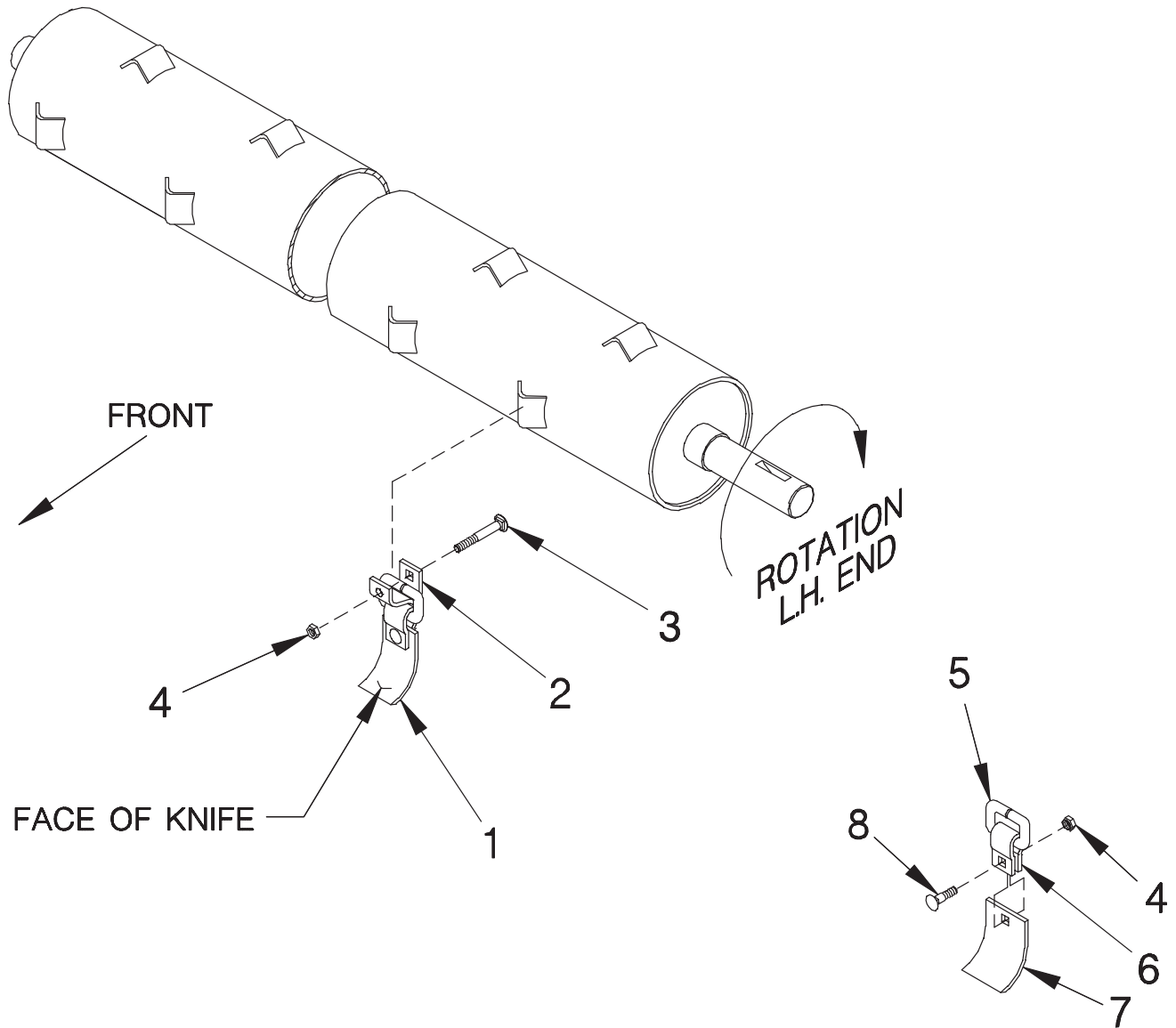
SEC 2



DWG. NO. 5760

REF. NO.	PART NUMBER	DESCRIPTION	QTY.	REF. NO.	PART NUMBER	DESCRIPTION	QTY.
1	950-003-054	Carriage Bolt 3/8-16 x 3/4 Gr. 5	15	6	79202268	LH Deflector	1
2	951-005-003	Mac Lock Nut 3/8-16	15	7	79201490	RH Lower Deflector	1
3	030-16041	Carriage Bolt 5/16-18 X 3/4 Gr. 5	5	8	79202269	Top Cover	1
4	951-005-036	Mac Lock Nut 5/16-18	5	9	79202270	RH Rear Adjustable Deflector	1
5	79202267	RH Deflector	1	10	79202271	Top Adjustable Deflector	1

CUP KNIFE ASSEMBLY  
5610-0001-100 & LATER



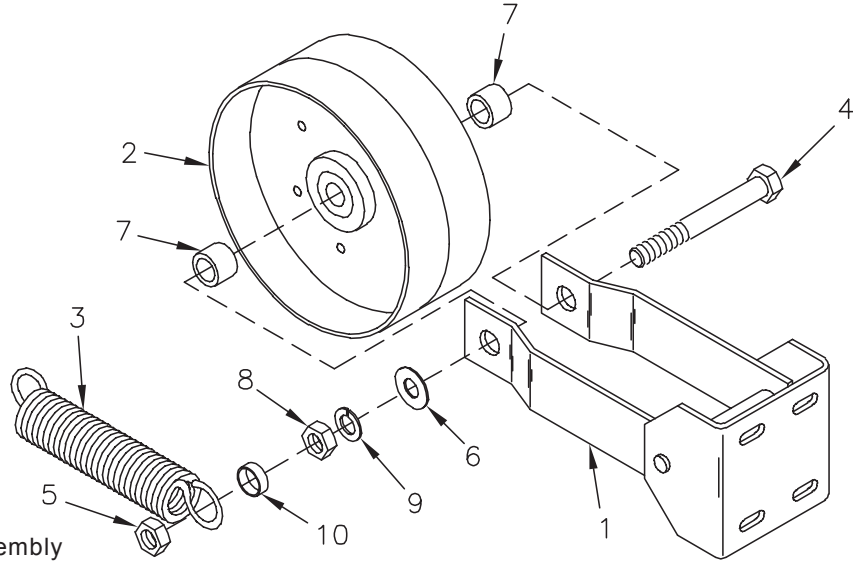
DWG. NO. 3167

REF. NO.	PART NUMBER	DESCRIPTION	QTY.	REF. NO.	PART NUMBER	DESCRIPTION	QTY.
1	79201437	3" Cup Knife Assembly (Includes Items 4-8)	72	5	000-65144	Square Ring	72
	79203350	3" Cup Assembly Hard Surface (Includes Items 4-8)	72	6	000-65227	Knife Hanger	72
2	000-65141	Knife Pivot	72	7	79201431	3" Cup Knife	72
3	030-16139	Carriage Bolt 1/2-13 x 3 1/4	72		79203349	3" Cup Knife Hard Surface	72
4	034-05170	Lock Nut Stover 1/2-13	144	8	030-16132	Carriage Bolt 1/2 -13 x 1 1/2 Gr. 5	72

# HINIKER 5600 SERIES WINDROW SHREDDER

**SEC 2**

## IDLER ASSEMBLY

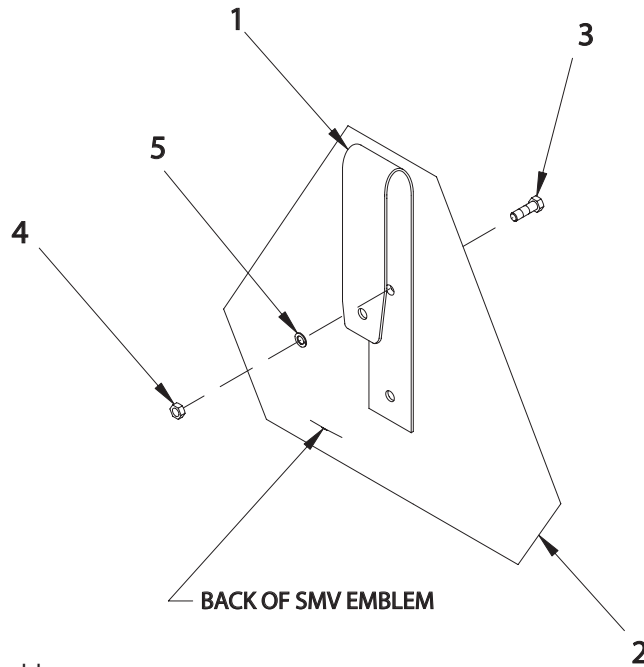


79200956 Idler Assembly

DWG. NO. 2514

REF. NO.	PART NUMBER	DESCRIPTION	QTY.	REF. NO.	PART NUMBER	DESCRIPTION	QTY.
1	79200955	Idler Weldment	1	7	400-10466	Spacer	2
2	51599031	8" Idler Pulley	1	8	951-001-009	Hex Nut 3/4-10	1
3	725-03047	Extension Spring	1	9	952-001-006	Lock Washer 3/4 Inch	1
4	031-06365	Hex Head Cap Screw 3/4 -10 x 5 Gr. 5	1	10	79202310	Spacer 5/16 x 3/4 Conduit	1
5	951-005-037	Lock Nut 3/4-10 2-Way	1		79200956	Complete Idler Assembly	
6	033-12013	Flat Washer 3/4 Inch	1				

## SMV SIGN ASSEMBLY

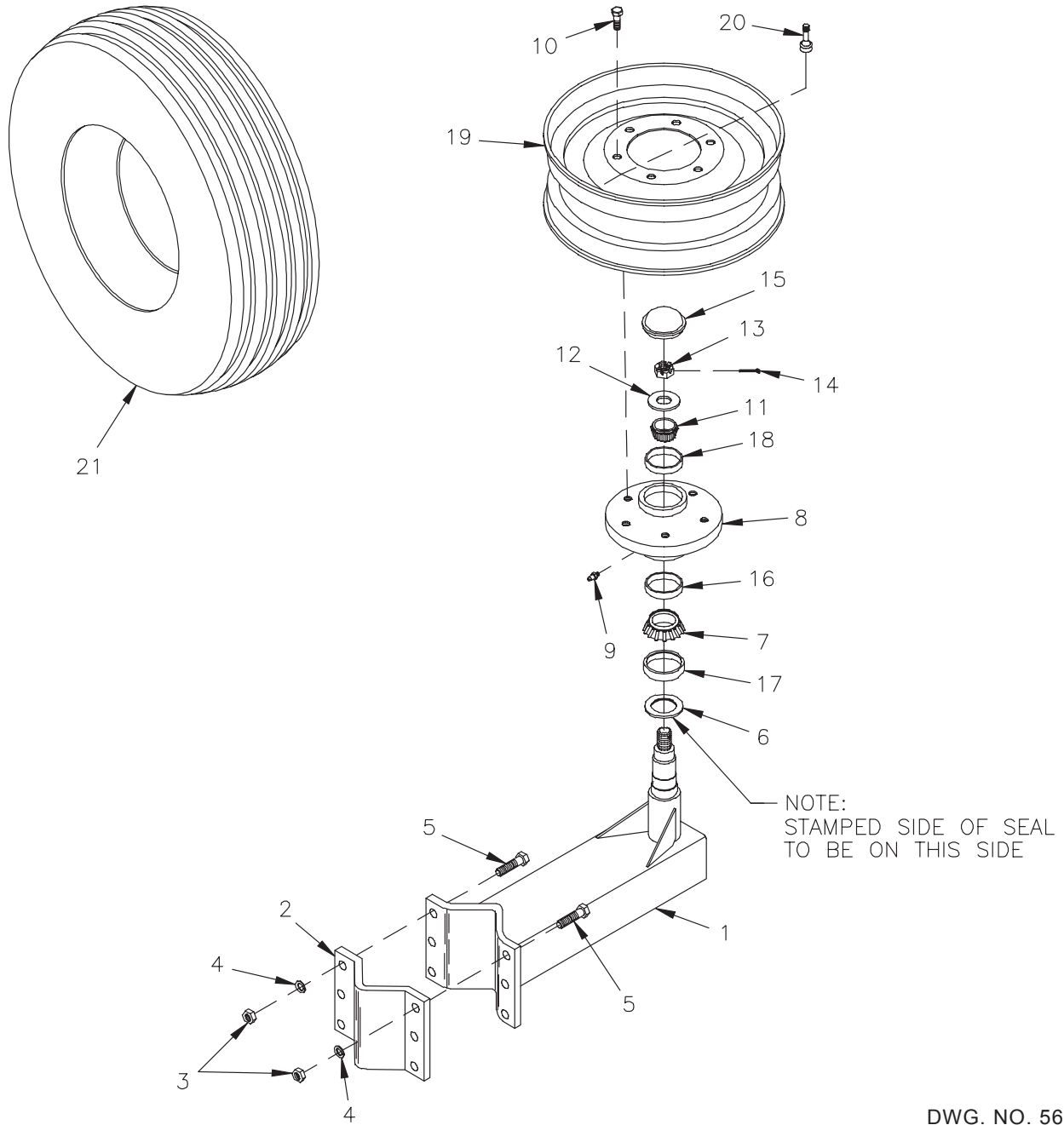


79201550 SMV Mount Assembly

DWG. NO. 2988

REF. NO.	PART NUMBER	DESCRIPTION	QTY.	REF. NO.	PART NUMBER	DESCRIPTION	QTY.
1	79201549	Mount	1	4	951-001-002	Hex Nut #10 - 24	2
2	850-001-354	SMV Emblem	1	5	033-22007	Lock Washer #10	2
3	031-10599	Machine Screw #10-24 x 1/2 Slotted Round Head	2		79201550	Complete SMV Sign Assembly	

TIRE, RIM, AND WHEEL LEG ASSEMBLY  
5610-0001-100 & LATER



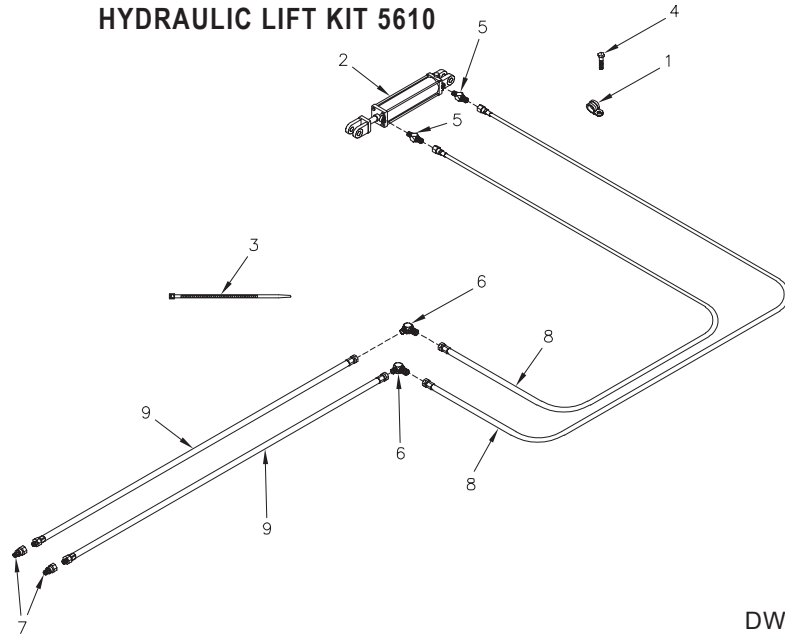
DWG. NO. 5607

REF. NO.	PART NUMBER	DESCRIPTION	QTY.	REF. NO.	PART NUMBER	DESCRIPTION	QTY.
1	79203210	Wheel Leg Weldment	1	13	951-005-002	Slotted Nut 7/8-14	1
2	79200827	Clamp Plate	1	14	953-001-017	Square Cut Cotter Pin 5/32 x 1 1/2	1
3	951-001-008	Hex Nut 5/8-11	6	15	850-001-155	Dust Cap	1
4	952-001-005	Lock Washer 5/8 Inch	6	16	850-001-159	Rear Cup JL 69310	1
5	950-001-023	Hex Head Cap Screw 5/8-11 x 2 Gr. 5	6	17	850-001-555	Wear Sleeve	1
6	850-001-164	Triple Lip Seal	1	18	850-001-158	Front Cup LM 67010	1
7	850-001-154	Cone JL69349	1	19	850-001-828	5" x 15 Rim 6-Bolt Black (Not Part Of Assy)	1
8	850-003-053	Hub W/Wear Sleeve (Includes 16,17,18)	1		850-001-093	8" x 15 Rim 6-Bolt (Not Part Of Assembly)	1
9	955-001-001	Zerk 1/8-27 NPT Straight	1	20	850-001-396	Tire Valve (Not Part Of Assembly)	1
10	950-011-006	Wheel Bolt 1/2-20 x 1	6	21	805-001-154	7.6 x 15 Tire	1
11	850-001-153	Cone LM67048	1		850-002-669	9.5L x 15 Tire 8 Ply	1
12	802-000-007	Flat Washer 7/8 Inch	1		79203216	Wheel Leg Assembly (Includes Items 1-18)	1

SECTION 2

# HINIKER 5600 SERIES WINDROW SHREDDER

## HYDRAULIC LIFT KIT 5610

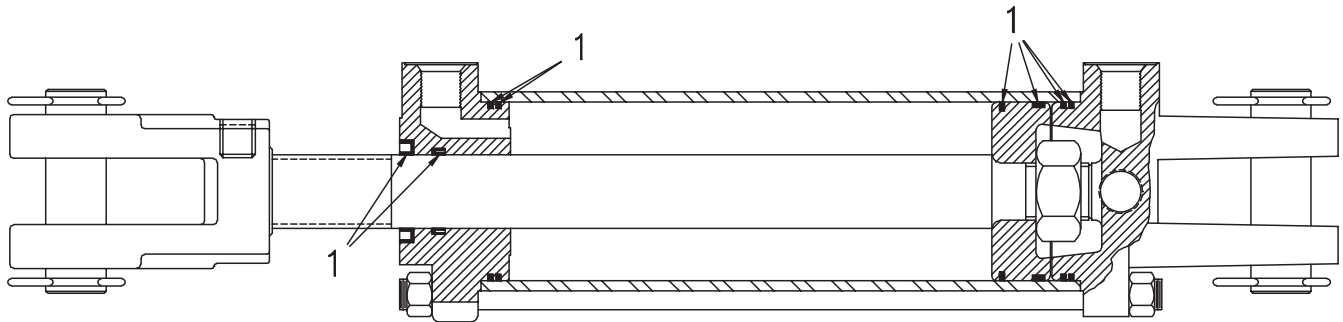


79202382 Hydraulic Lift Kit 5610

DWG. NO. 5948

REF. NO.	PART NUMBER	DESCRIPTION	QTY.	REF. NO.	PART NUMBER	DESCRIPTION	QTY.
1	79202367	Hose Clamp	20	6	956-006-002	Fitting Bulkhead 90° Elbow	2
2	79202368	Hydraulic Cylinder 3 x 8 (See Sec 2 Page 18)	1	7	956-008-036	Connector ISO Male Hydraulic 3/4 ORB	2
3	921-001-144	14" Plastic Cable Tie	8	8	957-022-015	Hose Assembly 1/4 x 266"	2
4	950-005-043	S-Tap Screw 1/4-20 x 3/4 Hex W HD	10	9	957-029-001	Hose Assembly 1/4 x 120"	2
5	956-003-001	Straight Adapter 9/16M To 3/4M .297 ID	2		79202370	Hose Kit 5610 (Includes Items 5-9)	

## 3 X 8 CYLINDER



79202368 3 x 8 Cylinder

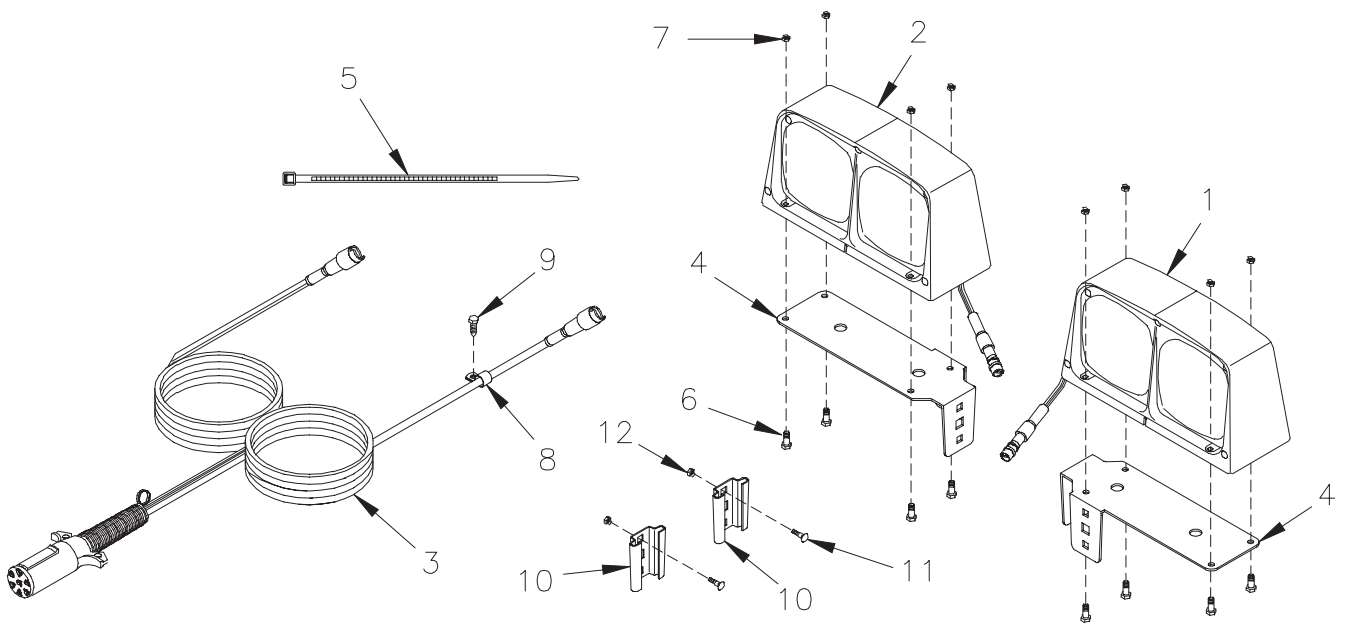
DWG. NO. 5949

REF. NO.	PART NUMBER	DESCRIPTION	QTY.	REF. NO.	PART NUMBER	DESCRIPTION	QTY.
1	79202380	Seal Kit	1		79202368	3 x 8 Cylinder Assembly	

SEC 2



SAFETY LIGHT PACKAGE



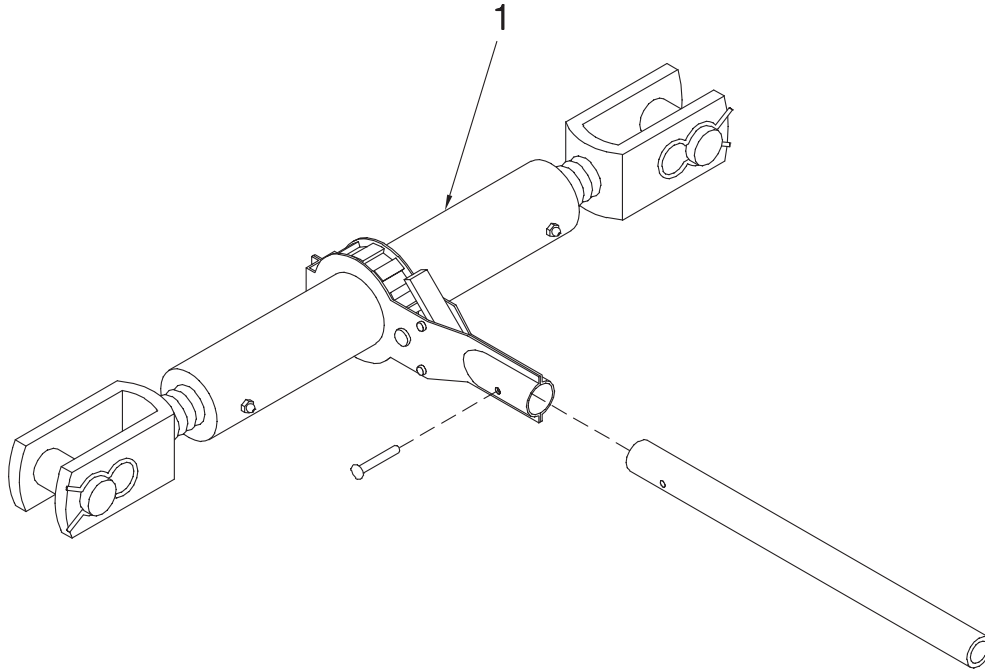
79202724 5620 Windrow Shredder Light Package

DWG. NO. 6273

REF. NO.	PART NUMBER	DESCRIPTION	QTY.	REF. NO.	PART NUMBER	DESCRIPTION	QTY.
1	36100000	Light Implement, LH Assembly	1	7	951-005-089	Lock Nut 1/4-20 Gr. A 2-Way	8
2	36100001	Light, Implement, RH Assembly	1	8	720-03071	Hose Clamp	6
3	38809033	Harness, Lighting	1	9	950-005-043	Hex Washer Head Self Tapping Screw 1/4-20 x 3/4	6
4	79202725	Light Bracket	2	10	400-11027	Bracket	2
5	367-001-014	Cable Tie, Black 8 Inch	12	11	030-16041	Carriage Bolt 5/16-18 x 3/4 Gr. 5	2
6	031-06006	Hex Head Cap Screw 1/4-20 x 1 Gr. 5	8	12	951-005-036	Mac Lock Nut 5/16-18	2

**HINIKER 5600 SERIES WINDROW SHREDDER**

**RACHET JACK ASSEMBLY**

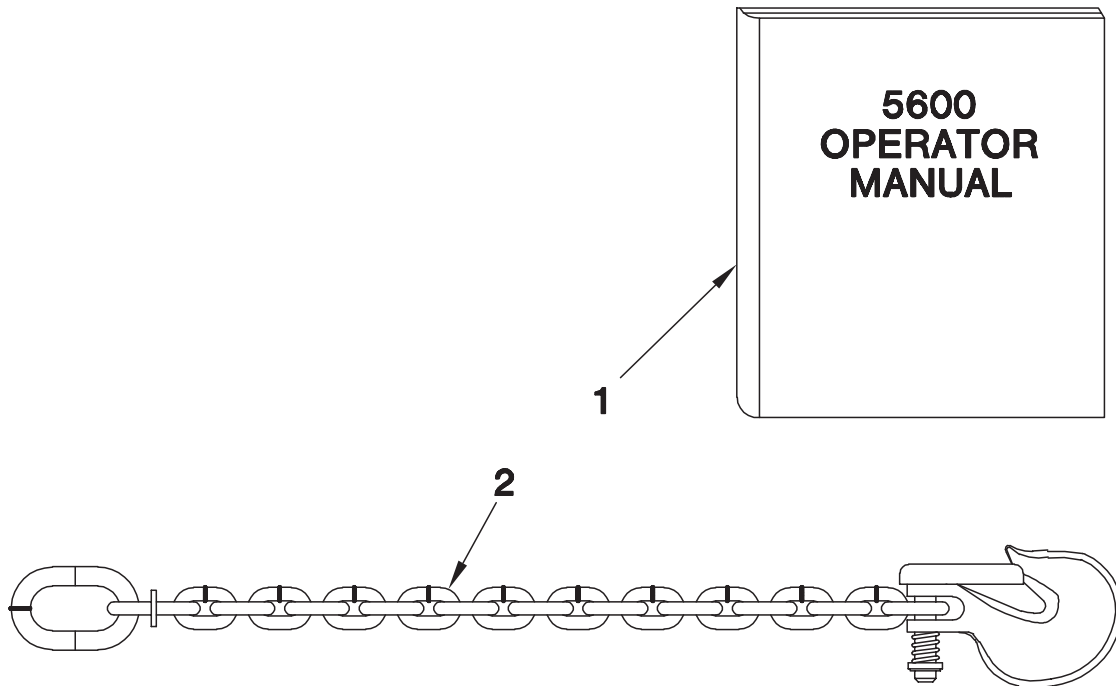


000-04067 Ratchet Jack Assembly

DWG. NO. 2502

REF. NO.	PART NUMBER	DESCRIPTION	QTY.	REF. NO.	PART NUMBER	DESCRIPTION	QTY.
1	000-04067	Complete Ratchet Jack Assembly	1				

**OPERATOR MANUAL AND ACCESSORIES**



DWG. NO. 2520

REF. NO.	PART NUMBER	DESCRIPTION	QTY.	REF. NO.	PART NUMBER	DESCRIPTION	QTY.
1	79201528	5600/5610 Operator Manual	1	2	85501539	Safety Chain 10,000 Lbs.	1

**SEC 2**

# SECTION 3

## MODEL 5620/5620H

### PTO COMPONENTS

PAGE 2	1 3/8-21 1000 RPM CV PTO (BLACK SHIELDS)
PAGE 3	1 3/4-20 1000 RPM CV PTO (BLACK SHIELDS)
PAGE 4	OVERRUNNING CLUTCH, 1000 RPM

### GEARBOX

PAGE 5	GEARBOX ASSEMBLY, 1000 RPM
--------	----------------------------

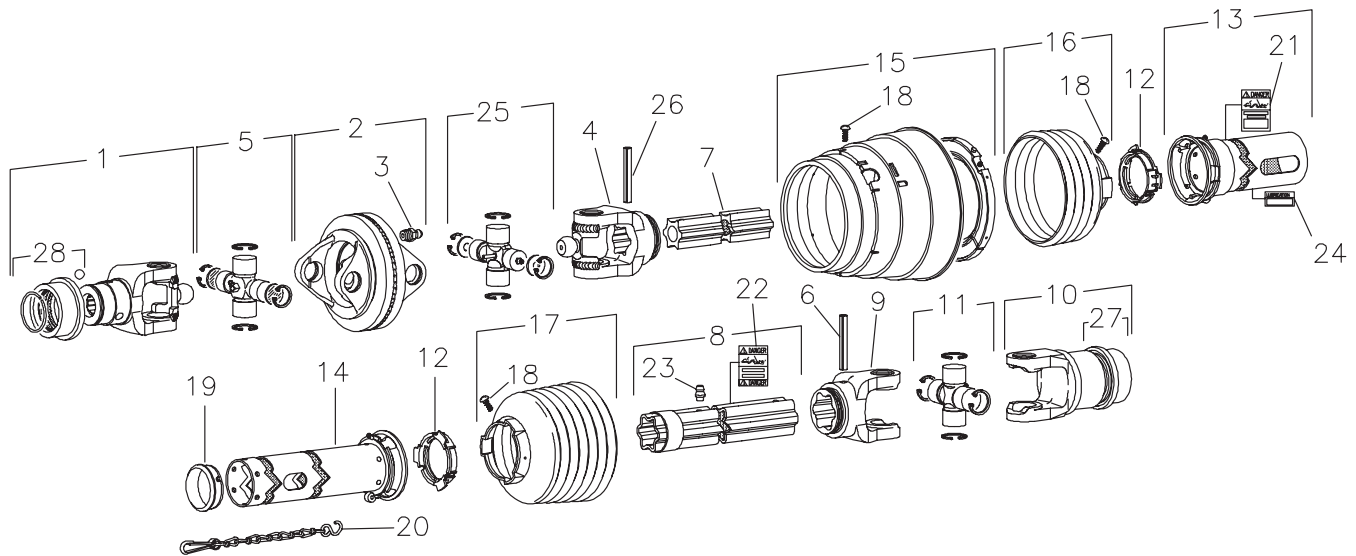
### WINDROW SHREDDER COMPONENTS

PAGE 6	TRAIL HITCH ASSEMBLY (5620-0001-100 TO 5620-0075-100)
PAGE 7	TRAIL HITCH ASSEMBLY (5620-0076-100 AND LATER)
PAGE 8-9	FRONT DRIVE LINE ASSEMBLY
PAGE 10-11	ROTOR AND DRIVE ASSEMBLY
PAGE 12-13	AUGER AND DRIVE ASSEMBLY
PAGE 14	CHUTE ASSEMBLY
PAGE 15	CUP KNIFE ASSEMBLY
PAGE 16	IDLER ASSEMBLY
PAGE 16	SMV SIGN ASSEMBLY
PAGE 17	TIRE, RIM, AND WHEEL LEG ASSEMBLY
PAGE 18-19	HYDRAULIC END TRANSPORT
PAGE 20	HYDRAULIC LIFT KIT
PAGE 20	3 X 8 HYDRAULIC CYLINDER
PAGE 21	2 1/2 X 8 HYDRAULIC CYLINDER
PAGE 21	SAFETY LIGHT PACKAGE
PAGE 22	RATCHET JACK ASSEMBLY
PAGE 22	SAFETY CHAIN
PAGE 22	OPERATOR MANUAL

# HINIKER 5600 SERIES WINDROW SHREDDER

## 1 3/8-21 1000 RPM CV PTO (BLACK SHIELDS)

SEC  
3



79202278 PTO 1 3/8-21 GKN 395564

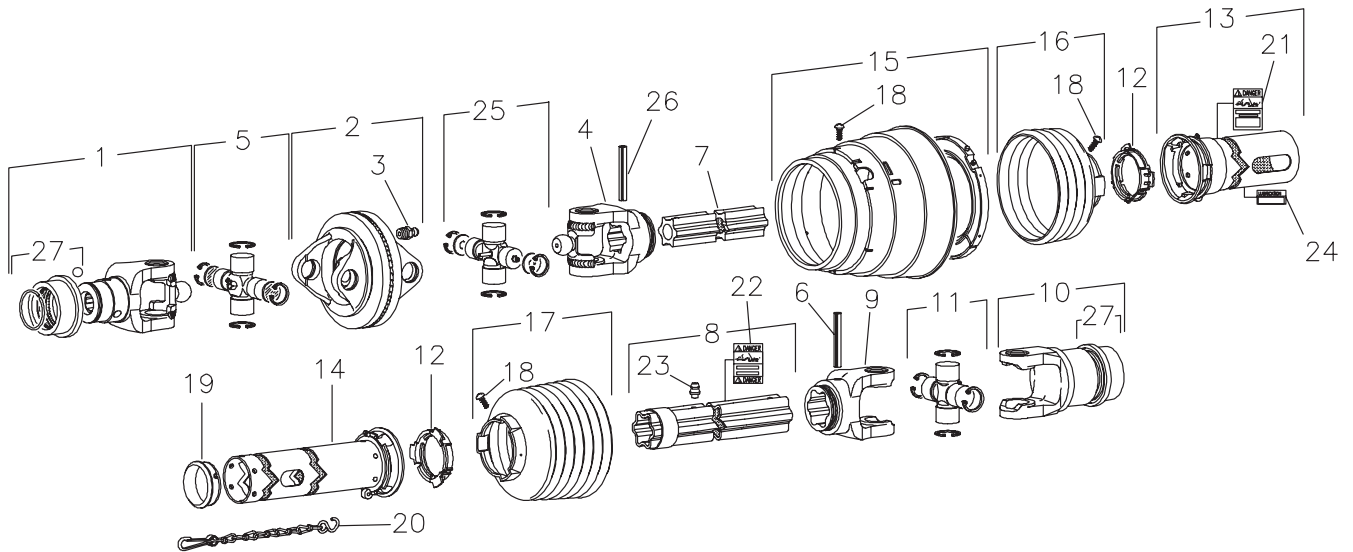
DWG. NO. 5936

REF. NO.	PART NUMBER	DESCRIPTION	QTY.	REF. NO.	PART NUMBER	DESCRIPTION	QTY.
1	520-03119	Yoke, 1 3/8-21 Spline	1	15	52003233	CV Cone & Bearing Assembly	1
2	520-03120	Double Yoke	1	16	52003234	Shield Cone 4 Rib	1
3	520-03121	Grease Zerk	1	17	52003235	Shield Cone 7 Rib	1
4	52003230	Inboard Yoke S4	1	18	520-03135	Screw	8
5	520-03123	Cross & Bearing Kit	1	19	520-03136	Support Bearing	1
6	520-03124	Spring Pin 10 x 90	1	20	520-03137	Safety Chain	1
7	520-03144	Inner Profile	1	21	520-03138	Outer Decal	1
8	520-03176	Profile & Sleeve Weldment	1	22	520-03139	Inner Decal	1
9	520-03127	Inboard Yoke S5	1	23	520-03140	Grease Zerk	1
10	520-03118	Overrunning Clutch	1	24	52003236	Lubrication Decal	1
11	520-03128	Cross & Bearing Kit	1	25	52003237	Cross & Bearing Kit	1
12	520-03129	Bearing Ring	2	26	52003242	Spring Pin 10 x 75	1
13	52003231	Out Shield Tube OVL	1	27	520-03142	Collar Kit (In Item 10)	1
14	52003232	In Shield Tube Round	1	28	520-03141	Collar Kit (In Item 1)	1

# HINIKER 5600 SERIES WINDROW SHREDDER

## 1 3/4-20 1000 RPM CV PTO (BLACK SHIELDS)

SECTION  
3



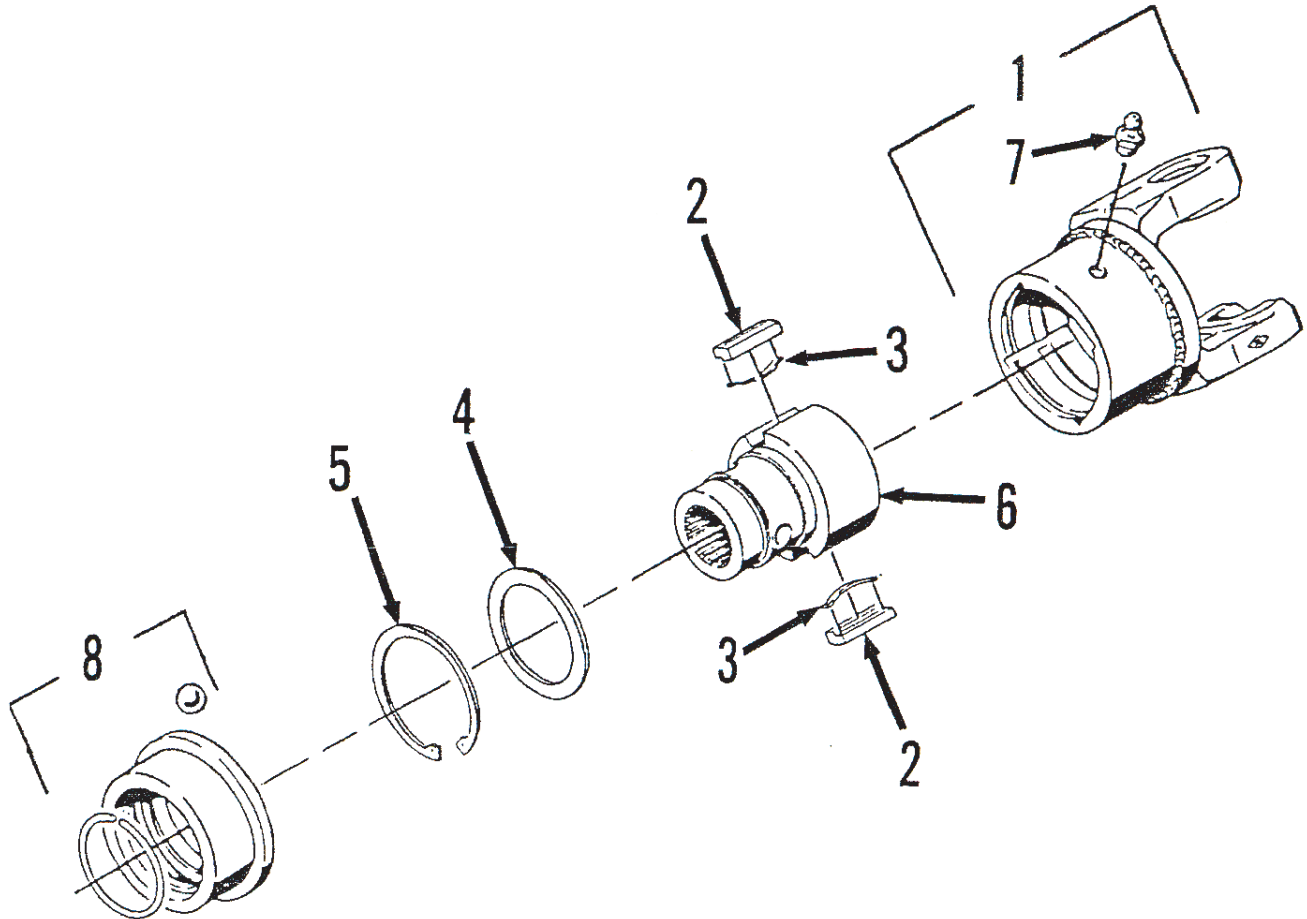
79202277 PTO 1 3/4-20 GKN 396073

DWG. NO. 5937

REF. NO.	PART NUMBER	DESCRIPTION	QTY.	REF. NO.	PART NUMBER	DESCRIPTION	QTY.
1	520-03143	Yoke, 1 3/4-20 Spline	1	15	52003233	CV Cone & Bearing Assembly	1
2	520-03120	Double Yoke	1	16	52003234	Shield Cone 4 Rib	1
3	520-03121	Grease Zerk	1	17	52003235	Shield Cone 7 Rib	1
4	52003230	Inboard Yoke S4	1	18	520-03135	Screw	8
5	520-03123	Cross & Bearing Kit	1	19	520-03136	Support Bearing	1
6	520-03124	Spring Pin 10 x 90	1	20	520-03137	Safety Chain	1
7	520-03144	Inner Profile	1	21	520-03138	Outer Decal	1
8	520-03176	Profile & Sleeve Weldment	1	22	520-03139	Inner Decal	1
9	520-03127	Inboard Yoke S5	1	23	520-03140	Grease Zerk	1
10	520-03118	Overrunning Clutch	1	24	52003236	Lubrication Decal	1
11	520-03128	Cross & Bearing Kit	1	25	52003237	Cross & Bearing Kit	1
12	520-03129	Bearing Ring	2	26	52003242	Spring Pin 10 x 75	1
13	52003231	Out Shield Tube OVL	1	27	520-03142	Collar Kit	2
14	52003232	Inn Shield Tube Round	1				

OVERRUNNING CLUTCH 1000 RPM

SEC  
3

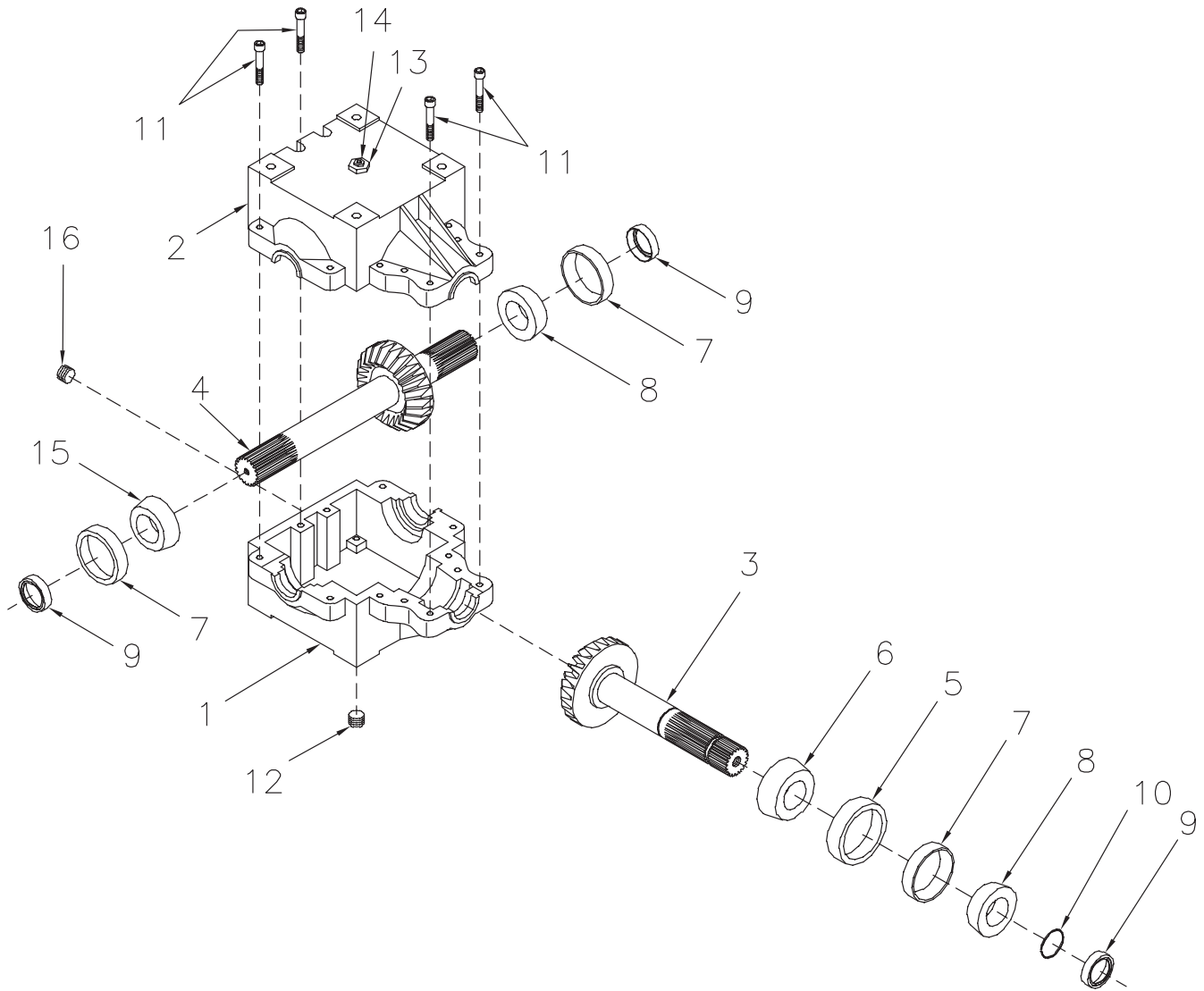


520-03118 Overrunning Clutch

DWG. NO. 2512

REF. NO.	PART NUMBER	DESCRIPTION	QTY.	REF. NO.	PART NUMBER	DESCRIPTION	QTY.
1	520-03146	Clutch Housing	1	5	520-03150	Retaining Ring	1
2	520-03147	Key	2	6	520-03151	Hub, 1 3/4 - 20 Spline	1
3	520-03148	Leaf Spring	2	7	520-03121	Grease Zerk	1
4	520-03149	Supporting Ring	2	8	520-03142	Collar Kit	1

GEARBOX ASSEMBLY, 1000 RPM



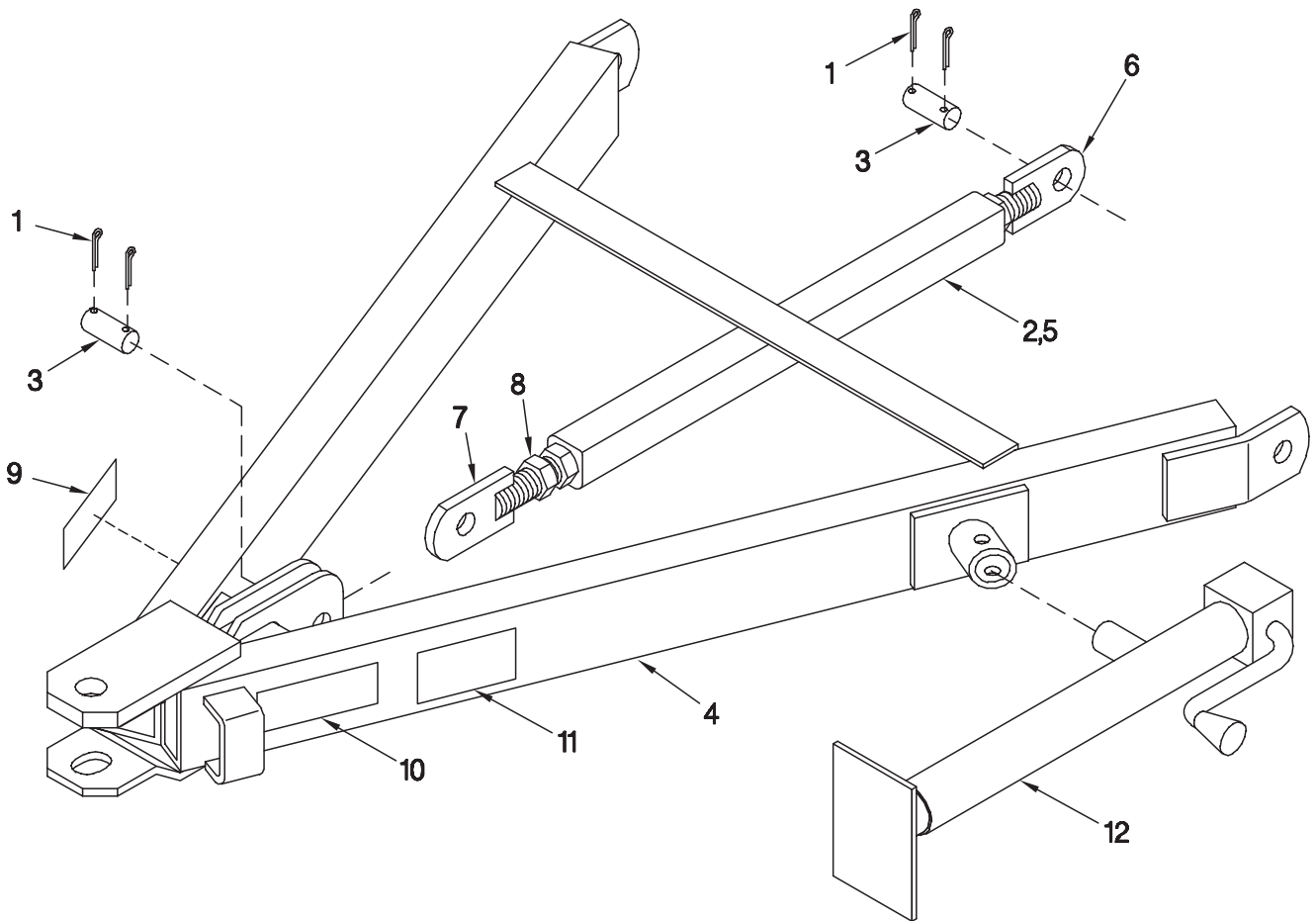
51700216 1000 RPM Gear Box Assembly

DWG. NO. 5938

REF. NO.	PART NUMBER	DESCRIPTION	QTY.	REF. NO.	PART NUMBER	DESCRIPTION	QTY.
1	400-17205	Casting (Tapped Holes)	1	10	702-05093	Retaining Ring (1 3/4 Shaft)	1
2	400-17206	Casting (Thru Holes)	1	11	950-011-032	Socket Head Cap Screw 3/8-16 x 2 1/4	12
3	50106488	Pinion Shaft/Gear	1	12	203-51156	Plug, 1/2 NPT Socket Head Hex	1
4	50106489	Cross Shaft/Gear	1	13	203-51074	Bushing, 1/2 NPT - 1/8 NPT	1
5	601-05002	Bearing Cup (Large) #3720	1	14	203-50308	Pressure Relief	1
6	601-02075	Bearing Cone (Large) #3782	1	15	601-02001	Cone Timken #25580	1
7	601-05001	Bearing Cup (Small) #25520	3	16	79201412	Plug 1/4 NPT	1
8	601-03003	Bearing Cone (Small) #25581	2		51700216	Gearbox Assembly	
9	650-06056	Seal (1 3/4 Shaft)	3				

TRAIL HITCH ASSEMBLY W/JACK  
 MODEL 5620 (S/N 5620-0001-100 TO 5620-0075-100)

SEC  
**3**



79202247 Trail Hitch Assembly

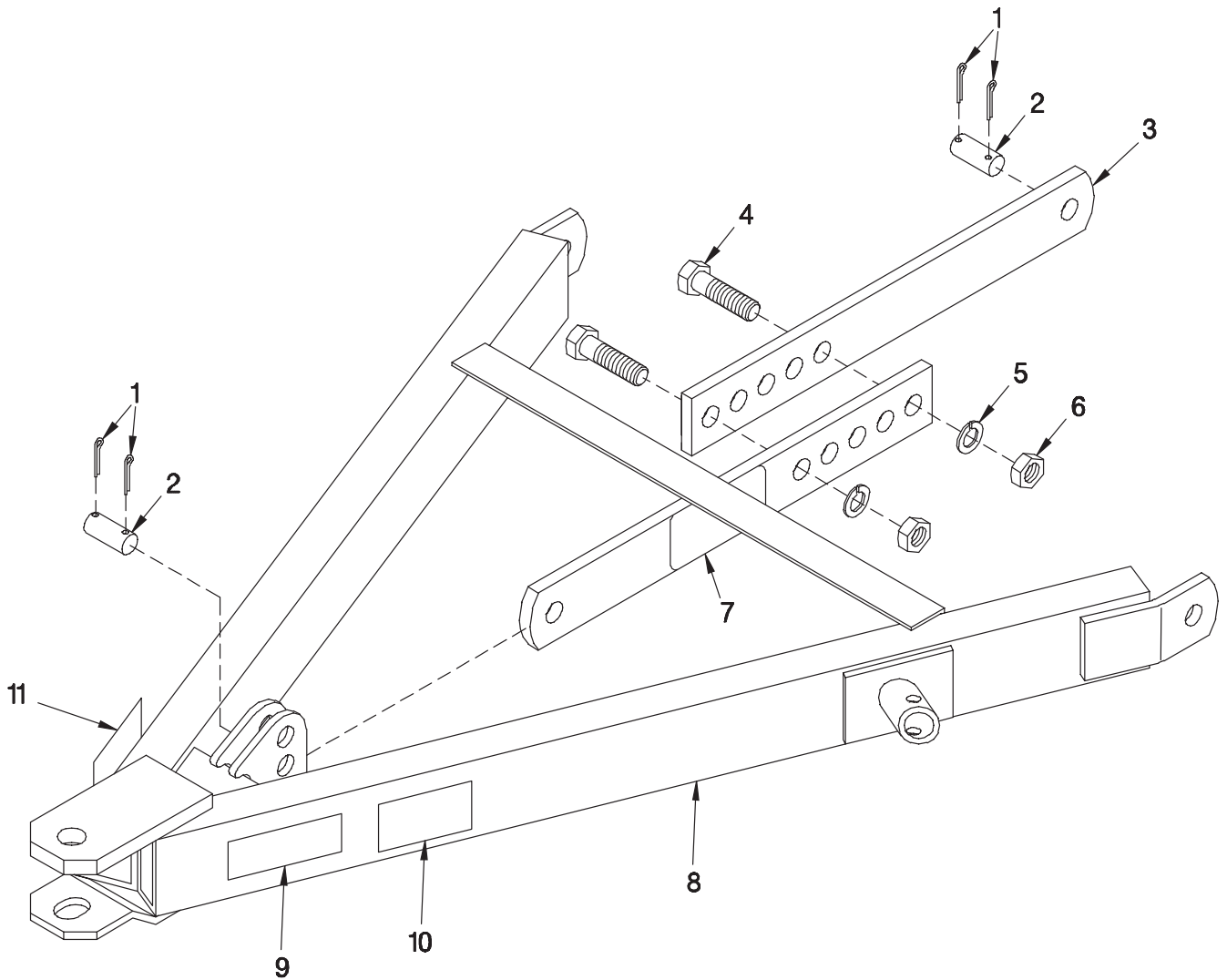
DWG. NO. 5606

REF. NO.	PART NUMBER	DESCRIPTION	QTY.	REF. NO.	PART NUMBER	DESCRIPTION	QTY.
1	035-42065	Cotter Pin 1/4 x 1 3/4	4	7	79201098	RH Turnbuckle Rod Weldment	1
2	79200872	Turnbuckle Assembly (Includes Items 5-8)	1	8	951-001-022	Hex Nut 1 1/4-7	1
3	79200993	Hitch Pin	2	9	850-001-305	Tape-Red Reflector	1
4	79202246	Trail Hitch Assembly (Includes Items 9-11)	1	10	850-001-285	Tape-Yellow Reflector	1
5	79200869	Turnbuckle Weldment	1	11	85501787	Caution Decal	1
6	79201097	LH Turnbuckle Rod Weldment	1	12	400-34074	Tubular Mount Jack	1



TRAIL HITCH ASSEMBLY  
MODEL 5620 (S/N 5620-0076-100 AND LATER)

SEC  
3



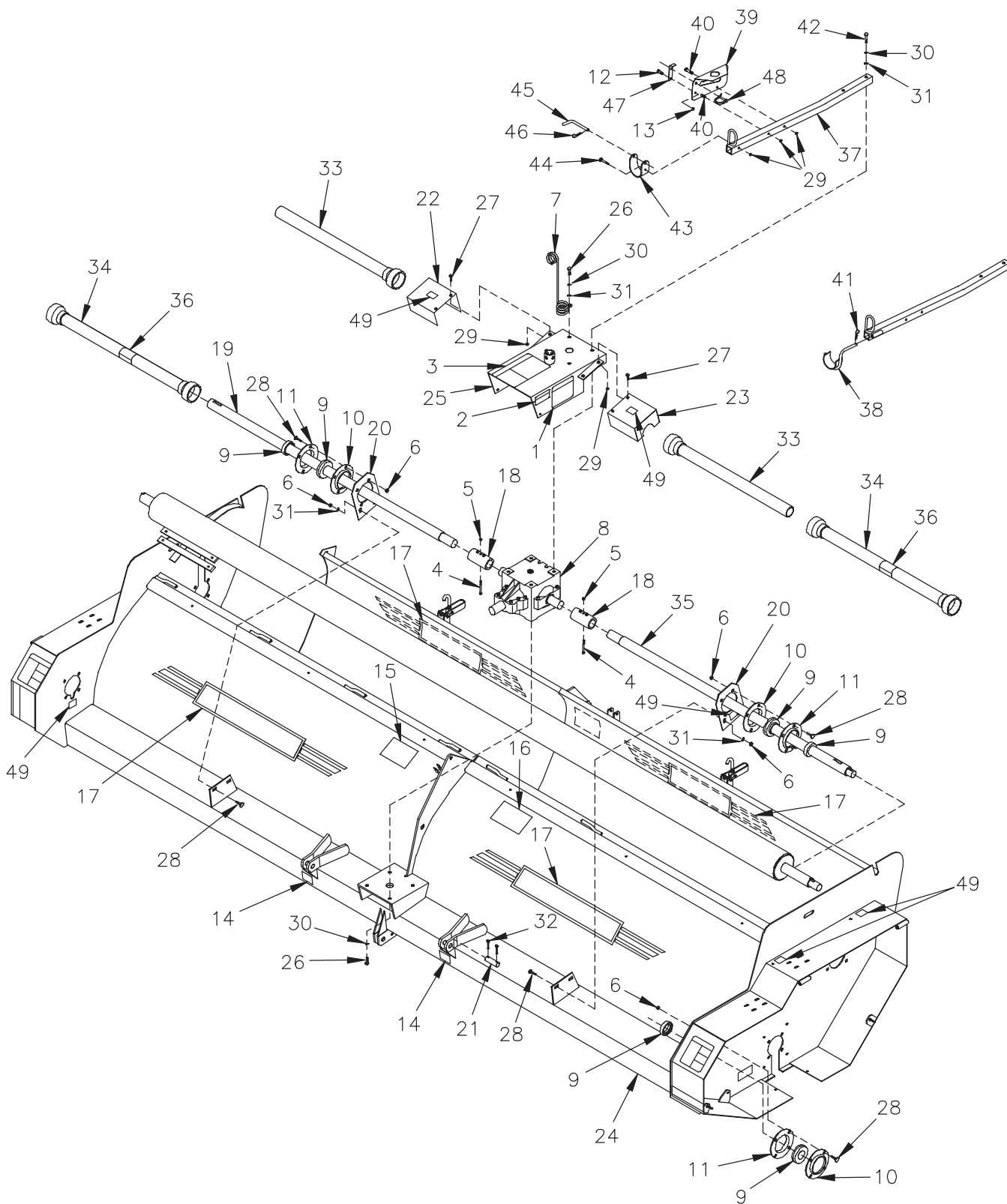
79201775 Trail Hitch Assembly

DWG. NO. 3174

REF. NO.	PART NUMBER	DESCRIPTION	QTY.	REF. NO.	PART NUMBER	DESCRIPTION	QTY.
1	035-42065	Cotter Pin 1/4 x 1 3/4	4	7	71505172	Decal, "Warning"	1
2	79200993	Hitch Pin	2	8	79201776	Hitch Assembly	1
3	79201772	Bar Level	2	9	850-001-285	Tape Yellow Reflector	1
4	031-06459	Hex Head Cap Screw 1-8 x 3 Gr. 5	2	10	85501787	Decal, "Caution"	1
5	952-001-009	Lock Washer 1 Inch	2	11	850-001-305	Tape Red Reflector	1
6	951-001-011	Hex Nut 1-8	2				

FRONT DRIVE LINE ASSEMBLY  
5620-0001-100 & LATER

SEC  
3



DWG. NO. 6275

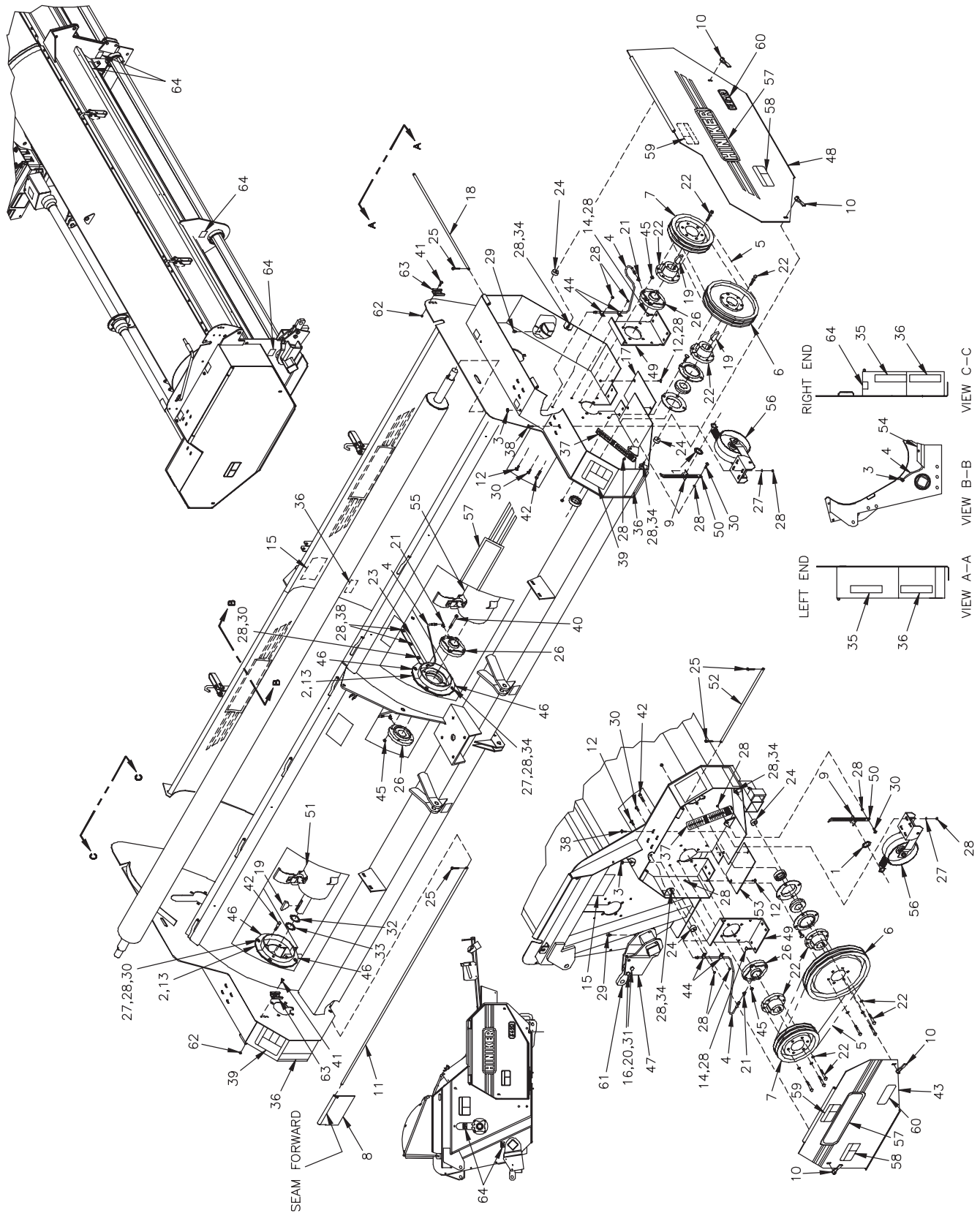
## HINIKER 5600 SERIES WINDROW SHREDDER

REF. NO.	PART NUMBER	DESCRIPTION	QTY.	REF. NO.	PART NUMBER	DESCRIPTION	QTY.
1	71504143	Decal Important	1	26	950-001-111	Hex Head Cap Screw 1/2-13 x 1 1/4 Gr. 5	6
2	71504129	Decal-Caution	1	27	950-002-009	Hex Head Flanged Whiz Lock Bolt 3/8-16 x 1	4
3	71504132	Decal-Caution	1	28	950-003-028	Carriage Bolt 1/2-13 x 1 1/4	20
4	031-06113	Hex Head Cap Screw 3/8-16 x 3 Gr. 5	2	29	951-005-003	Lock Nut 3/8-16 Mac Lock	7
5	034-05168	Uni-Torque Lock Nut 3/8-16	2	30	952-001-004	Lock Washer 1/2 Inch	8
6	034-05170	Uni-Torque Lock Nut 1/2-13	20	31	952-004-067	Flat Washer 1/2 Inch	8
7	000-69096	Hose Carrier	1	32	953-001-010	Cotter Pin 1/4 x 1 1/2 Square Cut	4
8	51700216	1000 RPM Gearbox Assembly	1	33	79201820	Shield Inside PVC	2
9	79203223	Spherical Bearing Kit	4	34	79201819	Outer Shield Assy 20 Ft W/Decal	2
10	60400524	Relube Flange W/O Fitting	4	35	79202412	LH 20 Solid Line Shaft	1
11	60400525	Relube Flange W/Fitting	4	36	520-03138	Outer Decal	2
12	950-001-113	Hex Head Cap Screw 5/16-18 x 3/4 Gr. 5	1	37	79202639	PTO Holder	1
13	951-005-064	Lock Nut 5/16-18, 2-Way	1	38	79202640	PTO Shaft Holder	1
14	715-03174	Lift Here Decal	2	39	79202638	Mount Plate	1
15	71504142	Important Decal	1	40	031-06110	Hex Head Cap Screw 3/8-16 x 2 1/4 Gr. 5	2
16	71504131	Danger Decal	1	41	720-02303	Hair Pin Cotter Pin	1
17	71505168	"Hiniker" Decal	4	42	950-001-135	Hex Head Cap Screw 1/2-13 x 2 3/4 Gr. 5	2
18	79200836	Splined Coupler W/Fitting	2	43	79202740	PTO Holder	1
19	79200914	Solid Line Shaft, 20'	1	44	950-003-012	Carriage Bolt 3/8-16 x 2 1/4 Gr. 5	1
20	79201758	Bearing Support	2	45	79202739	Pin	1
21	79200967	Lower Hitch Pin	2	46	953-005-001	Hair Pin Cotter 1/8 x 2 3/8	1
22	79201779	RH Line Shield Weldment	1	47	79202746	Hose Stop	1
23	79201778	LH Line Shield Weldment	1	48	25010797	Tab Lock Pin 1/4 x 2	1
24	79202583	20' Body Weldment	1	49	79203259	Grease Decal	A/R
25	79201536	Shield Assembly 1000 RPM	1				

**SEC 3**

ROTOR & DRIVE ASSEMBLY  
5620-0001-100 & LATER

3 CFS



DWG. NO.6276

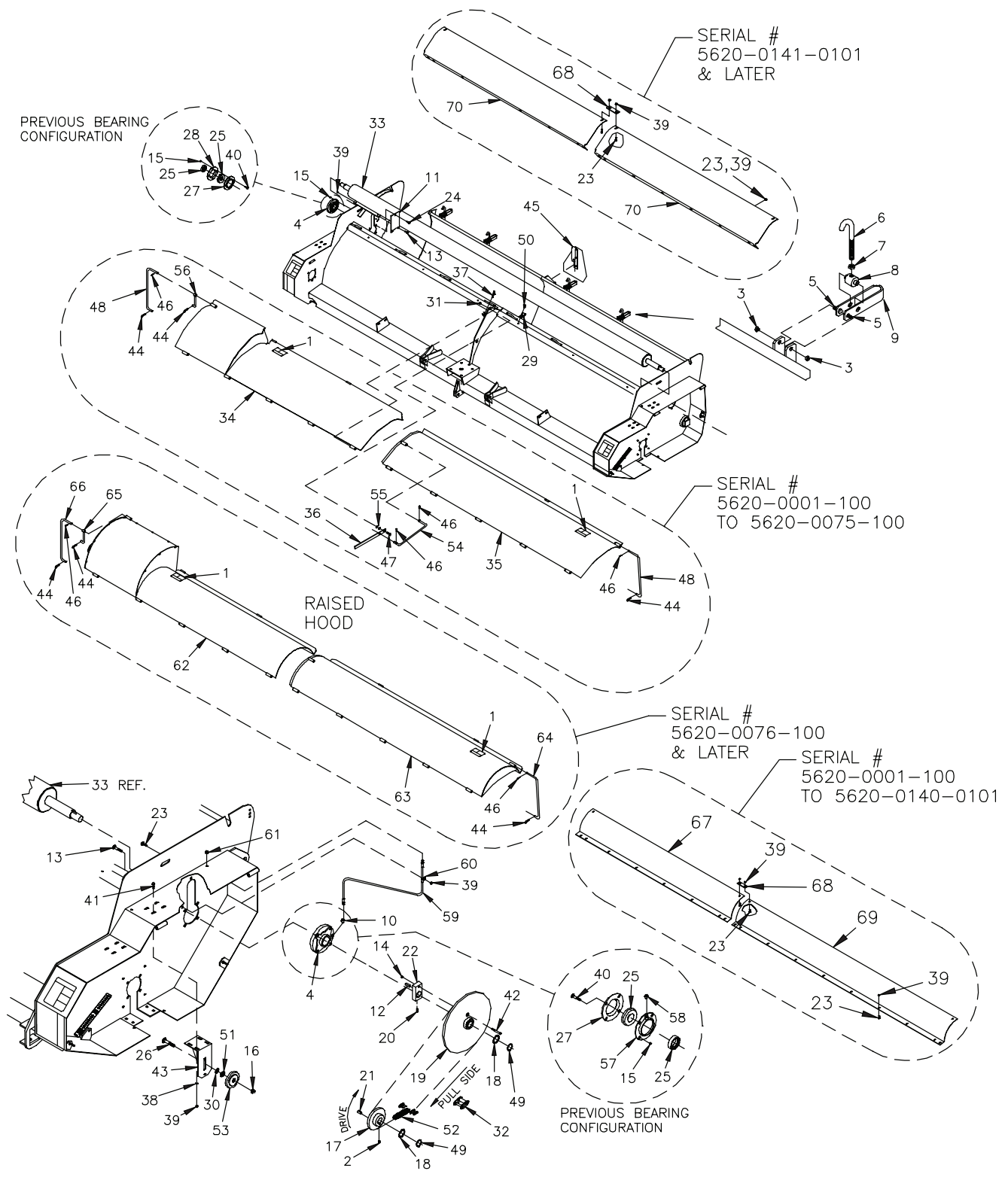
## HINIKER 5600 SERIES WINDROW SHREDDER

REF. NO.	PART NUMBER	DESCRIPTION	QTY.	REF. NO.	PART NUMBER	DESCRIPTION	QTY.
1	000-20179	Machinery Bushing 1 3/8	2	34	950-002-010	Hex Head Flange Whiz Lock Bolt 3/8-16 x 1 1/2	8
2	79202088	Shield Spacer 1/16"	8	35	850-001-305	Tape-Red Reflector	2
3	000-24063	Lock Nut	4	36	850-001-285	Tape-Yellow Reflector	5
4	79202316	Grease Hose 27 1/2"	4	37	79203023	Belt Tension Decal	2
5	000-25011	"HC" V-Belt Set Of 3	2	38	950-002-009	Hex Head Flange Whiz Lock Bolt 3/8-16 x 1	10
6	79202626	Sheave, 3 Groove, 13" Dia.	2	39	71505171	Warning Decal	2
7	79202624	Sheave, 3 Groove, 10 1/2" Dia.	2	40	950-001-301	Hex Head Cap Screw 1/2-13 x 4 1/4 Gr. 5	4
8	000-64011	Shield Plate	24	41	030-16041	Carriage Bolt 5/16-18 x 3/4 Gr. 5	4
9	000-65186	Spring Anchor	2	42	031-06208	Hex Head Cap Screw 1/2-13 x 2 1/4 Gr. 5	8
10	000-65223	Threaded Handle	4	43	79202632	RH Cover Assembly	1
11	000-65627	Rod	2	44	720-02399	Cable Clamp, 3/8	4
12	950-003-054	Carriage Bolt 3/8-16 x 3/4 SHS Gr. 5	6	45	034-05170	Uni-Torque Lock Nut 1/2-13	12
13	79202087	Shield Spacer 1/8"	8	46	79203157	Anti-Wrap Shield Weldment	8
14	950-003-029	Carriage Bolt 3/8-16 x 1	8	47	79203181	Rockshaft Repair Kit 5620	1
15	71504144	Danger Decal	2	48	79202633	LH Cover Assembly	1
16	952-003-003	Flat Washer 5/8 Inch SAE	8	49	79202627	Bearing Support	2
17	79201486	Bottom Cover	1	50	79200866	Take-Up Bar	2
18	79201487	Shield Rod	1	51	79203197	RH 20' Cylinder Assembly	1
19	035-60063	Woodruff Key 1/2 x 2 3/4	4		79203347	20' Ft Cylinder Assembly RH Cup Hard Faced	1
20	034-05172	Lock Nut 5/8 Stover Gr. B	4	52	79200920	Shield Rod	1
21	203-51254	45° Elbow 1/8 NPT x 1/8 NPT	4	53	79200923	Bottom Cover (7" Wide RH Drive Shield)	1
	203-51251	45° Elbow 1/4-28 x 1/8 NPT			79203377	Bottom Cover (8" Wide RH Drive Shield)	1
22	400-27039	Q.D. Hub, Type "E" 2" Bore	4	54	79201397	RH Hose Shield	1
23	79201398	LH Hose Shield	1	55	79203209	LH 20' Cylinder Assembly	1
24	79201120	Shield Bumper	4		79203348	20' Cylinder Assembly LH Cup Hard Faced	1
25	953-001-002	Cotter Pin 1/8 x 1" Square Cut	6	56	79200956	Idler Assembly	2
26		Flange Bearing 2" Shaft (See Sec. 4 Page 35)	4	57	71505168	Decal "Hiniker"	4
27	952-003-006	Flat Washer 3/8 Inch SAE	20	58	71505169	Decal, Warning	2
28	951-005-003	Lock Nut 3/8-16 Mac Lock	45	59	71505170	Decal, Warning	2
29	203-50003	Zerk 1/4-28 NPT Straight	5	60	79202646	Decal, 5620	2
30	950-002-014	Hex Head Flange Whiz Lock Bolt 3/8-16 x 1 1/4	11	61	79202658	Cylinder Lug	2
31	950-001-147	Hex Head Cap Screw 5/8-11 x 2 1/2 Gr. 5	4	62	951-005-036	Hex Nut 5/16-18 Mac Lock	4
32	710-05333	Washer	A/R	63	400-11027	Bracket	2
33	710-05332	Washer	A/R	64	79203259	Grease Decal	A/R

**3** C S

AUGER & DRIVE ASSEMBLY  
5620-0001-100 & LATER

SEC  
3



## HINIKER 5600 SERIES WINDROW SHREDDER

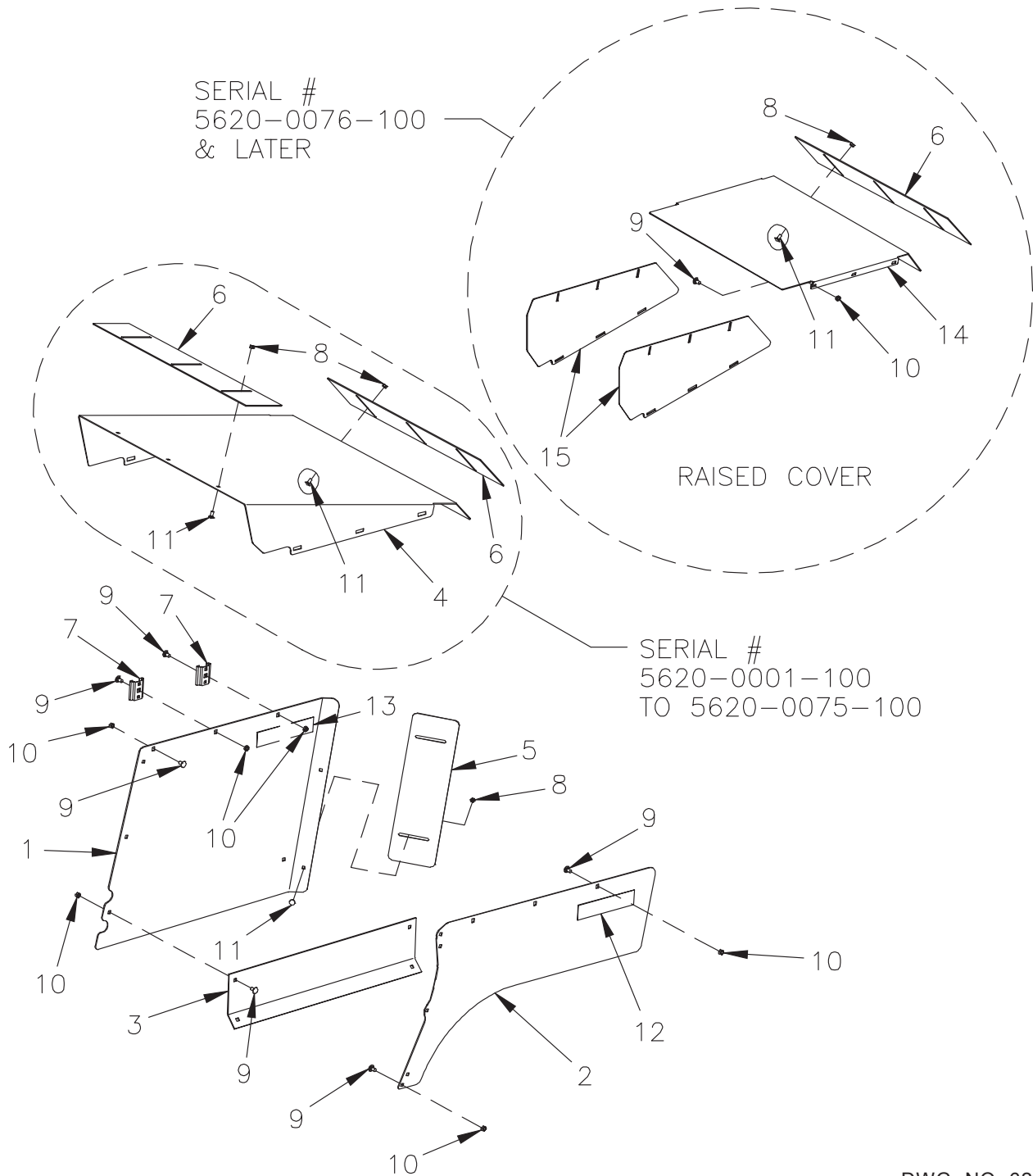
REF. NO.	PART NUMBER	DESCRIPTION	QTY.	REF. NO.	PART NUMBER	DESCRIPTION	QTY.
1	71504127	Warning Decal	2	36	79201795	Lever	1
2	950-008-018	Socket Head Set Screw 3/8-16 x 3/4	2	37	703-00209	Lynch Pin	1
3	951-005-051	Lock Nut 3/8-16, 2-Way	8	38	952-003-006	Flat Washer 3/8 Inch SAE	4
4		2" Flanged Bearing (See Sec. 4 Page 35)	2	39	951-005-003	Mac Lock Nut 3/8-16	A/R
5	950-001-089	Hex Head Cap Screw 3/8-16 x 3/4 Gr. 5	8	40	950-003-028	Carriage Bolt 1/2-13 x 1 1/4	8
6	79201788	Auger Door Latch	4	41	950-002-009	Hex Head Flanged Whiz Lock Bolt 3/8-16 x 1	4
7	951-001-007	Hex Nut 1/2-13	4	42	950-001-050	Hex Head Cap Screw 3/8-16 x 2 1/2 Gr. 8	1
8	400-35126	Swivel Auger Door Latch	4	43	79202241	Bracket Weldment	1
9	79201864	Handle Auger Door Latch	4	44	720-02303	Hair Pin Cotter	3
10	203-51254	45° Elbow 1/8 NPT x 1/8 NPT	1	45	79201550	SMV And Mount Assembly	1
	203-51251	45° Elbow 1/4-28 x 1/8 NPT	1	46	701-30010	Roll Pin 3/16 x 1	4
11	79201544	Cover	2	47	950-001-132	Hex Head Cap Screw 5/8-11 x 1 3/4 Gr. 5	1
12	805-002-380	Stop Block	1	48	79201835	RH & LH Auger Cover Prop	2
13	950-001-112	Hex Head Cap Screw 1/2-13 x 2 Gr. 5	8	49	702-05031	Retaining Ring 1 1/2	2
14	034-05168	Lock Nut 3/8-16 Uni-Torque	1	50	950-005-043	Hex Washer Head Self Tapping Screw 1/4 x 3/4	9
15	034-05170	Lock Nut 1/2-13 Uni-Torque	8	51	952-004-070	Flat Washer 5/8 Inch Hardened	1
16	034-05172	Lock Nut 5/8-11 Uni-Torque	1	52	79202630	#60 Roller Chain 152 Pitches	1
17	79202625	Sprocket, 60B28	1	53	79202766	Idler Sprocket Assembly #60 15T	1
18	710-05321	Washer	2	54	79201789	Center Support Rod	1
19	79201623	Auger Drive Sprocket	1	55	952-003-003	SAE Washer 5/8 Inch	2
20	031-21030	Set Screw 3/8-16 x 3/4	1	56	79202629	Cover Rod Weldment	1
21	035-60039	Woodruff Key 3/8 x 1 1/4	1	57	79202735	Relube Flange Tapped 1/4-28	1
22	79201621	Shear Flange	1	58	203-51251	45° Elbow 1/4-28 x 1/8 NPT	1
23	950-003-054	Carriage Bolt 3/8-16 x 3/4 Gr. 5 SHS	A/R	59	79202736	Grease Hose 15"	1
24	950-003-029	Carriage Bolt 3/8-16 x 1	2	60	720-02399	Clamp 3/8 Cable	1
25	79203223	Spherical Bearing 2" Kit	2	61	000-24063	Lock Nut	1
26	030-12166	Carriage Bolt 5/8-11 x 2 1/4 Gr. 5	1	62	79203142	RH Raised Cover Weldment	1
27	60400524	Relube Flange W/O Fitting	2	63	79203144	LH Cover Weldment	1
28	60400525	Relube Flange W/Fitting	1	64	79203135	LH Cover Prop	1
29	720-03071	Hose Clamp	16	65	79203133	Prop Weldment	1
30	952-002-008	Flat Washer 3/4 Inch	1	66	79203136	RH Cover Prop	1
31	060756	Lock Nut 5/8-11 Nylon	1	67	79203170	RH Auger Deflector	1
32	504-05003	#60 Offset Link	A/R	68	79203169	Support Strap	1
33	79202634	Auger Weldment (18" Pitch)	1	69	79203171	LH Auger Deflector	1
34	79202635	RH Auger Cover Assembly	1	70	79203343	Auger Cover	2
35	79202636	LH Auger Cover Assembly	1				

**3** SHS

# HINIKER 5600 SERIES WINDROW SHREDDER

## CHUTE ASSEMBLY 5620-0001-100 & LATER

SERIAL #  
5620-0076-100  
& LATER



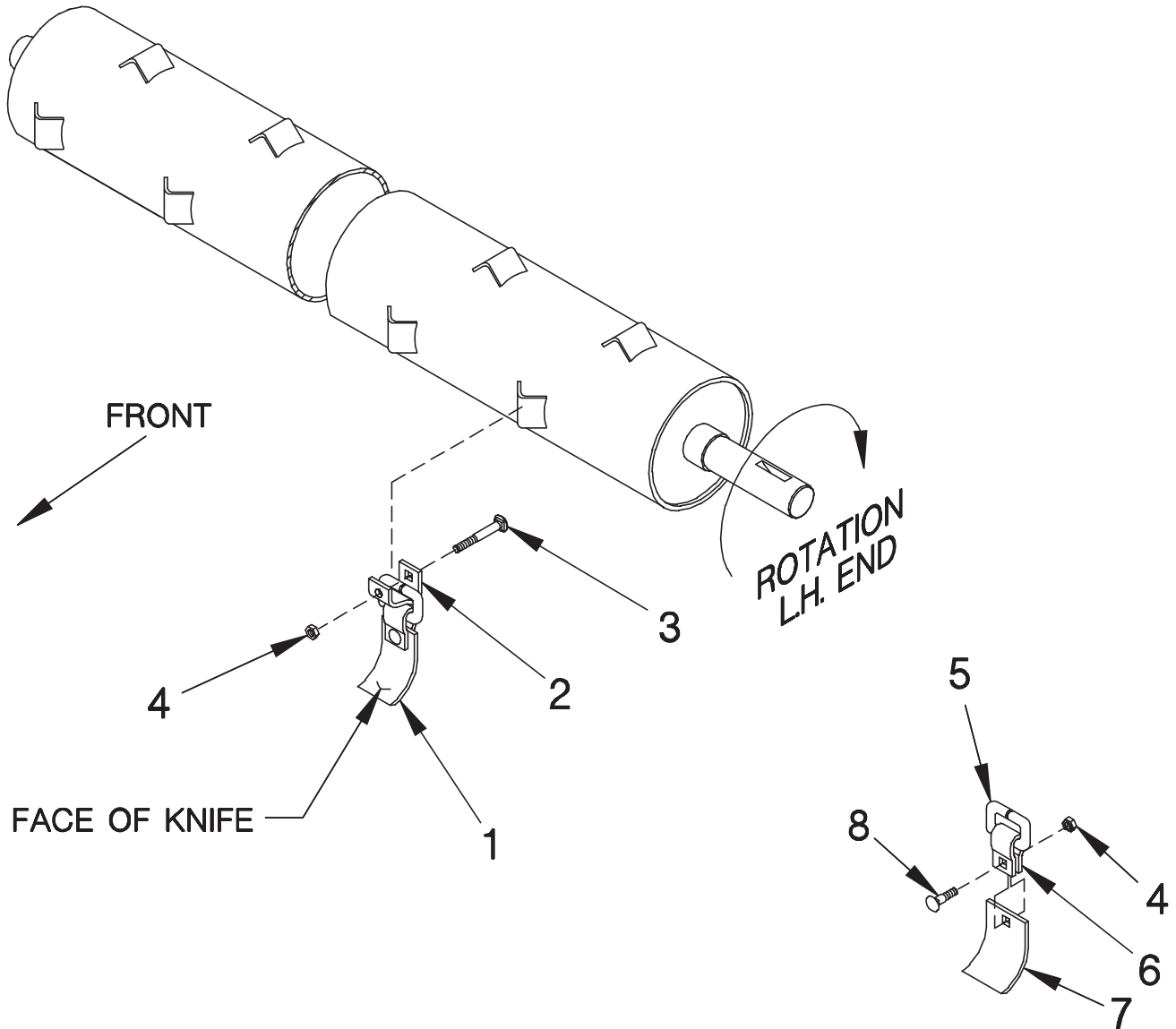
DWG. NO. 6280

REF. NO.	PART NUMBER	DESCRIPTION	QTY.	REF. NO.	PART NUMBER	DESCRIPTION	QTY.
1	79202267	RH Deflector	1	9	950-003-029	Carriage Bolt 3/8-16 x 1 Gr. 5	A/R
2	79202268	LH Deflector	1	10	951-005-003	Mac Lock Nut 3/8-16	A/R
3	79201490	RH Lower Deflector	1	11	030-16041	Carriage Bolt 5/16-18 x 3/4 Gr. 5	A/R
4	79202664	Top Cover	1	12	850-001-285	Tape-Yellow Reflector	1
5	79202270	RH Rear Adjustable Deflector	1	13	850-001-305	Tape-Red Reflector	1
6	79202271	Top Adjustable Deflector	A/R	14	79202269	Top Cover	1
7	400-11027	Bracket	2	15	79203145	Chute Extension	2
8	951-005-036	Mac Lock Nut 5/16-18	A/R				

SEC  
3



CUP KNIFE ASSEMBLY  
5620-0001-100 & LATER



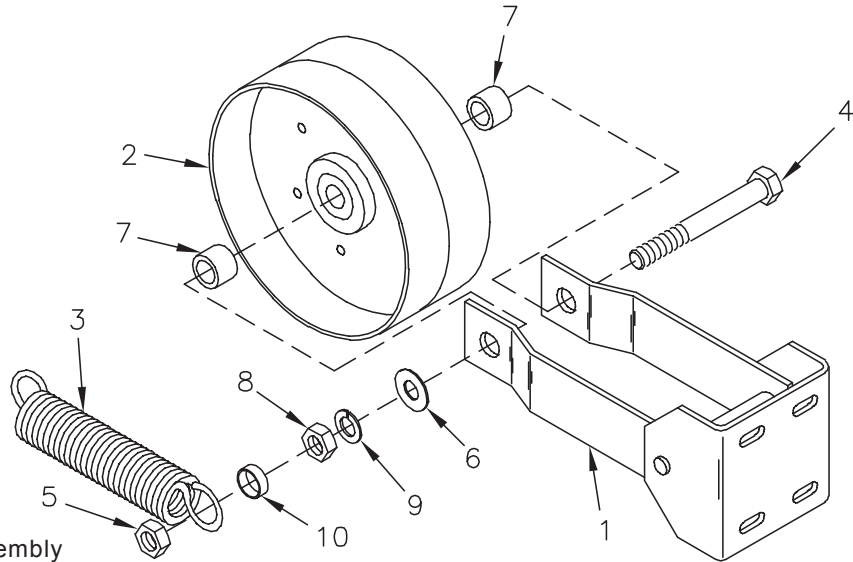
DWG. NO. 6272

REF. NO.	PART NUMBER	DESCRIPTION	QTY.	REF. NO.	PART NUMBER	DESCRIPTION	QTY.
1	79201437	3" Cup Knife Assembly (Includes Item 4-8)	96	5	000-65144	Square Ring	96
	79203350	3" Cup Assembly Hard Surface (Includes Item 4-8)	96	6	000-65227	Knife Hanger	96
2	000-65141	Knife Pivot	96	7	79201431	3" Cup Knife	96
3	030-16139	Carriage Bolt 1/2-13 x 3 1/4	96		79203349	3" Cup Knife Hard Surface	96
4	034-05170	Lock Nut 1/2-13 Uni-Torque	192	8	030-16132	Carriage Bolt 1/2-13 x 1 1/2 Gr. 5	96

# HINIKER 5600 SERIES WINDROW SHREDDER

**SEC 3**

## IDLER ASSEMBLY

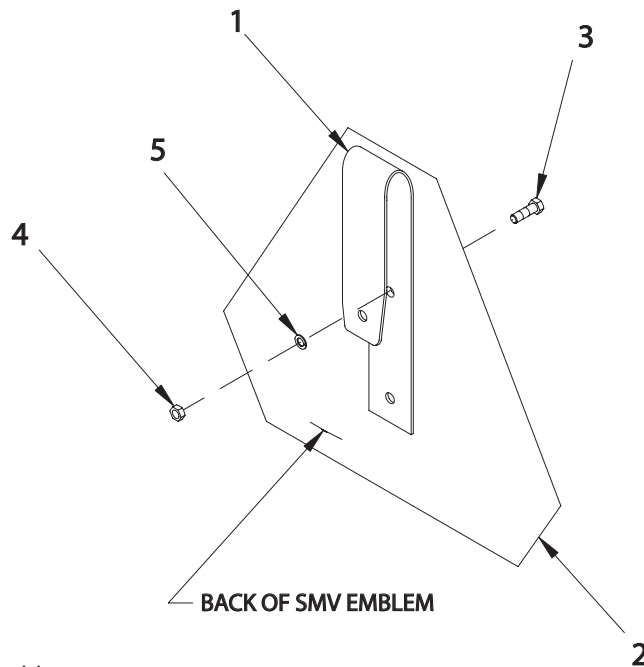


79200956 Idler Assembly

DWG. NO. 2514

REF. NO.	PART NUMBER	DESCRIPTION	QTY.	REF. NO.	PART NUMBER	DESCRIPTION	QTY.
1	79200955	Idler Weldment	1	7	400-10466	Spacer	2
2	51599031	8" Idler Pulley	1	8	951-001-009	Hex Nut 3/4-10	1
3	725-03047	Extension Spring	1	9	952-001-006	Lock Washer 3/4 Inch	1
4	031-06365	Hex Head Cap Screw 3/4 -10 x 5 Gr. 5	1	10	79202310	Spacer 5/16 x 3/4 Conduit	1
5	951-005-037	Lock Nut 3/4-10 2-Way	1		79200956	Complete Idler Assembly	
6	033-12013	Flat Washer 3/4 Inch	1				

## SMV SIGN ASSEMBLY

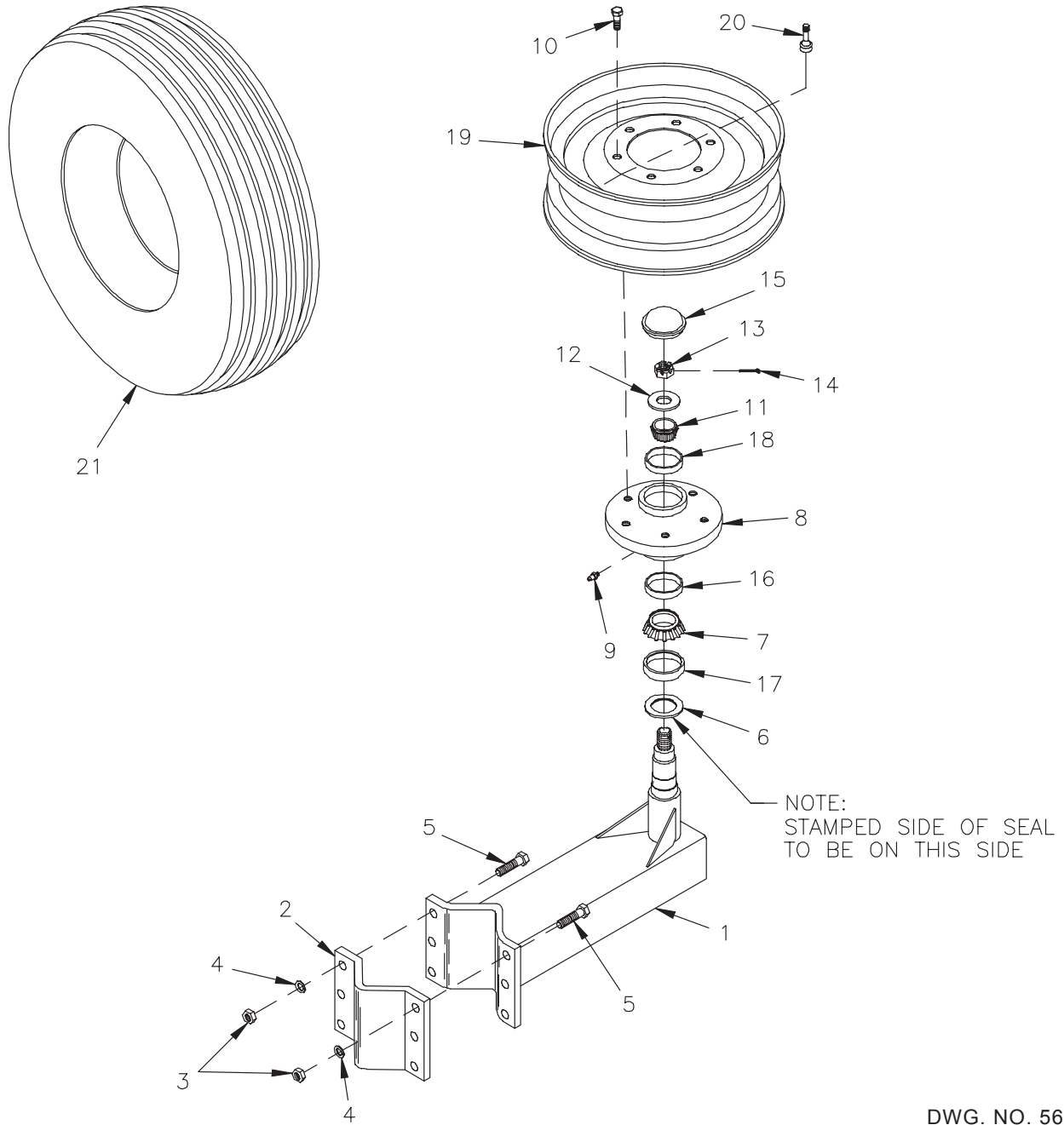


79201550 SMV Mount Assembly

DWG. NO. 2988

REF. NO.	PART NUMBER	DESCRIPTION	QTY.	REF. NO.	PART NUMBER	DESCRIPTION	QTY.
1	79201549	Mount	1	4	951-001-002	Hex Nut #10 - 24	2
2	850-001-354	SMV Emblem	1	5	033-22007	Lock Washer #10	2
3	031-10599	Machine Screw #10-24 x 1/2 Slotted Round Head	2		79201550	Complete SMV Sign Assembly	

WHEEL & LEG ASSEMBLY  
5620-0001-100 & LATER



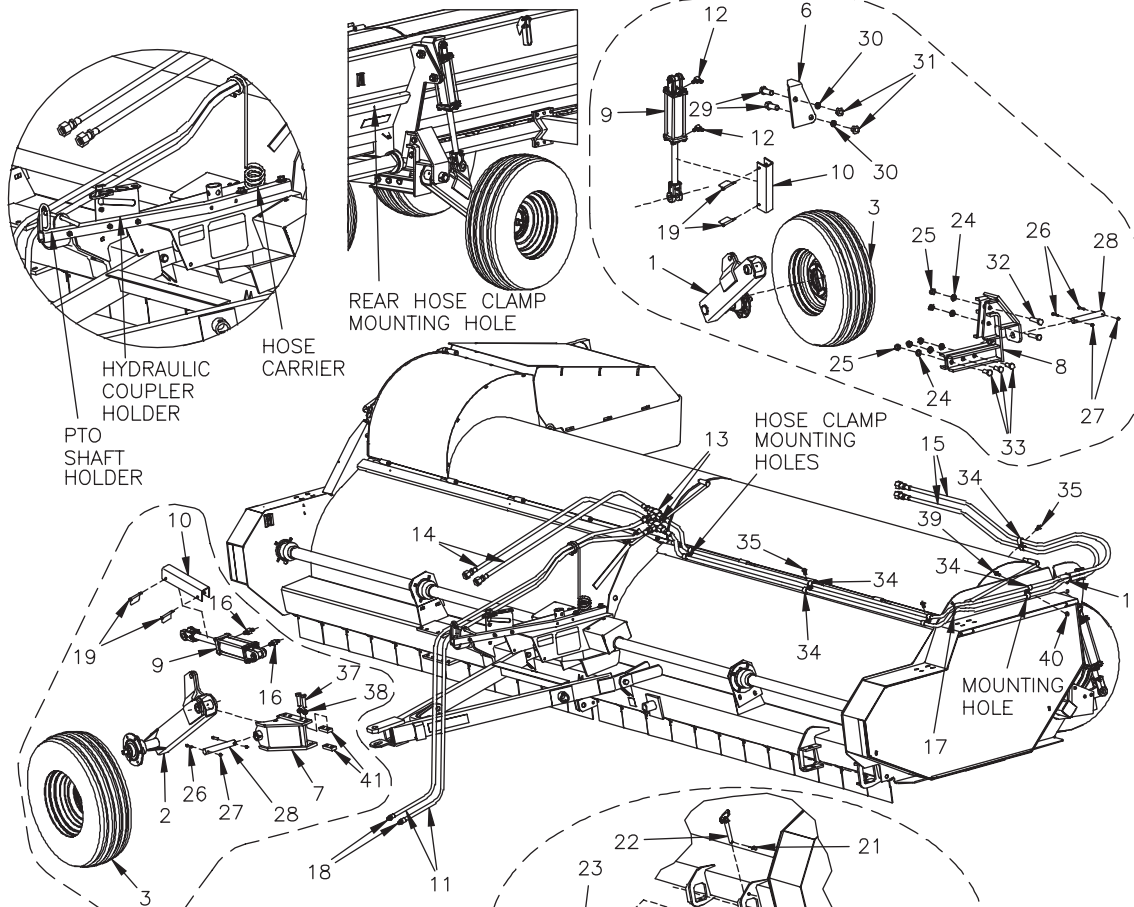
DWG. NO. 5607

REF. NO.	PART NUMBER	DESCRIPTION	QTY.	REF. NO.	PART NUMBER	DESCRIPTION	QTY.
1	79203210	Wheel Leg Weldment	1	13	951-005-002	Slotted Nut 7/8-14	1
2	79200827	Clamp Plate	1	14	953-001-017	Square Cut Cotter Pin 5/32 x 1 1/2	1
3	951-001-008	Hex Nut 5/8-11	6	15	850-001-155	Dust Cap	1
4	952-001-005	Lock Washer 5/8 Inch	6	16	850-001-159	Rear Cup JL 69310	1
5	950-001-023	Hex Head Cap Screw 5/8-11 x 2 Gr. 5	6	17	850-001-555	Wear Sleeve	1
6	850-001-164	Triple Lip Seal	1	18	850-001-158	Front Cup LM 67010	1
7	850-001-154	Cone JL69349	1	19	850-001-828	5" x 15 Rim 6-Bolt Black (Not Part Of Assy)	1
8	850-003-053	Hub W/wear Sleeve (Includes 16, 17, 18)	1		850-001-093	8" x 15 Rim 6-Bolt (Not Part Of Assembly)	1
9	955-001-001	Zerk 1/8-27 NPT Straight	1	20	850-001-396	Tire Valve (Not Part Of Assembly)	1
10	950-011-006	Wheel Bolt 1/2-20 x 1	6	21	805-001-154	7.6 x 15 Tire	1
11	850-001-153	Cone LM67048	1		850-002-669	9.5L x 15 Tire 8 Ply	1
12	802-000-007	Flat Washer 7/8 Inch	1		79203216	Wheel Leg Assembly (Includes Items 1-18)	1

SECTION 3

HYDRAULIC END TRANSPORT KIT 5620

LEFT HAND TRANSPORT WHEEL ASSEMBLY



RIGHT HAND TRANSPORT WHEEL ASSEMBLY

FRONT TRANSPORT HITCH ASSEMBLY

PREVIOUS FRONT TRANSPORT HITCH ASSEMBLY

WRAP SAFETY CHAIN AROUND TUBE AND PASS THROUGH LARGE CHAIN END LOOP AND WELDED ON C-CHANNEL

LARGE END LOOP  
C-CHANNEL

36

SEC  
3

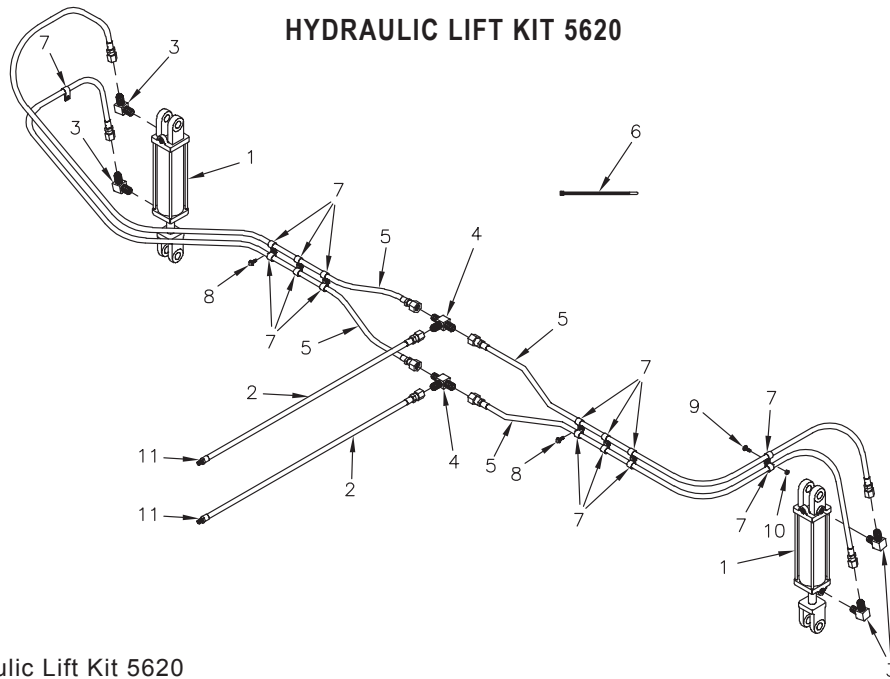
## HINIKER 5600 SERIES WINDROW SHREDDER

REF. NO.	PART NUMBER	DESCRIPTION	QTY.	REF. NO.	PART NUMBER	DESCRIPTION	QTY.
1	79202670	Rear Wheel Leg	1	24	952-001-006	Lock Washer 3/4 Inch Med Split SAE	A/R
2	79202669	Front Wheel Leg	1	25	951-001-009	Hex Nut 3/4-10	A/R
3	79203351	Tire & Rim Assembly 9.5L-15 12 Ply	2	26	950-001-097	Hex Head Cap Screw 5/16-18 x 2 1/2 Gr. 5	4
4	79202987	Weld Jack Clevis	1	27	951-005-036	Mac Lock Nut 5/16-18	4
5	79203388	Assembly End Trans Hitch W/Decal	1	28	79202681	Pin	2
6	79202683	Top Cylinder Mount	1	29	031-06459	Hex Head Cap Screw 1-8 x 3 Gr. 5	2
7	79203378	Front Weldment	1	30	952-001-009	Lock Washer 1 Inch Med Split SAE	2
8	79203380	Rear Weldment	1	31	951-001-024	Hex Nut 1-8	2
9	79202368	3 x 8 Hydraulic Cylinder (See Sec 3 Page 20)	2	32	950-001-174	Hex Head Cap Screw 3/4-10 x 3 1/2 Gr. 5	2
10	79202686	Cylinder Stop	2	33	950-001-202	Hex Head Cap Screw 3/4-10 x 2 1/4 Gr. 5	3
11	957-028-006	Hose Assembly 3/8 x 120	2	34	79201573	Hose Clamp	14
12	956-005-001	Fitting 90 Live Elbow 9/16 JIC x 3/4 ORB	2	35	950-005-043	Self Tap Screw 1/4-20 x 3/4 Hex W Head Type 23	13
13	956-007-023	Fitting Tee Bulkhead 9/16 JIC	2	36	85501539	Safety Chain 10,000 Lb.	1
14	957-001-057	Hose Assembly 3/8 x 86	2	37	950-001-023	Hex Head Cap Screw 5/8-11 x 2 Gr. 5	8
15	957-001-046	Hose Assembly 3/8 x 300	2	38	952-001-005	Lock Washer 5/8 Med Split SAE	8
16	956-003-001	Straight Adapter 9/16M To 3/4M	2	39	950-003-054	Carriage Bolt 3/8-16 x 3/4 Gr. 5	1
17	921-001-144	14" Plastic Cable Tie	16	40	951-005-003	Mac Lock Nut 3/8-16	1
18	956-008-036	Connector ISO Male Hydraulics 3/4 ORB	2	41	79202682	Nut Bar	4
19	623011	Tab Lock Pin 5/16 x 2 3/4	4	42	79202680	Hitch Pin	1
20	034-05173	Lock Nut Uni-Tor 3/4-10 Gr B	1	43	953-005-002	Hair Pin Cotter .178 Diameter x 3 9/16	1
21	703-00251	Klik Pin 3/16 x 1 9/16	1	44	950-001-186	Hex Head Cap Screw 1-8 x 6 Gr. 5	1
22	79202967	Hitch Pin	1	45	062041	Lock Nut 1-8 Nylon Insert	1
23	950-001-152	Hex Head Cap Screw 3/4-10 x 6 Gr. 5	A/R				

**3** C S

# HINIKER 5600 SERIES WINDROW SHREDDER

## HYDRAULIC LIFT KIT 5620

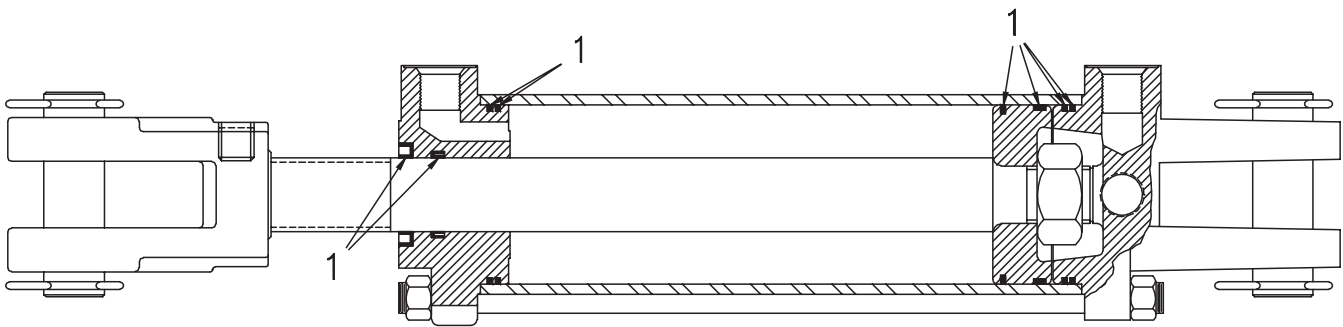


79202479 Hydraulic Lift Kit 5620

DWG. NO. 6049

REF. NO.	PART NUMBER	DESCRIPTION	QTY.	REF. NO.	PART NUMBER	DESCRIPTION	QTY.
1	79202351	2 1/2 x 8 Cylinder (See Sec 3 Page 21)	2	7	79201573	Hose Clamp	14
2	957-028-006	Hose Assembly 3/8" x 120"	2	8	950-005-043	S-Tap Screw 1/4-20 x 3/4 Hex W Head Type 23	12
3	956-005-001	Fitting 90° Live Elbow 9/16 JIC x 3/4 ORB	4	9	950-003-054	Carriage Bolt 3/8-16 x 3/4 Gr. 5	1
4	956-007-023	Fitting Tee Bulkhead 9/16 JIC	2	10	951-005-003	Mac Lock Nut 3/8-16	1
5	957-001-034	Hose Assembly 3/8" x 180"	4	11	956-008-036	Connector ISO Male 3/4 ORB	2
6	921-001-144	14" Plastic Cable Tie	14		79202708	Hose Kit 5620 (Includes Items 2-6, 11)	

## 3 X 8 CYLINDER



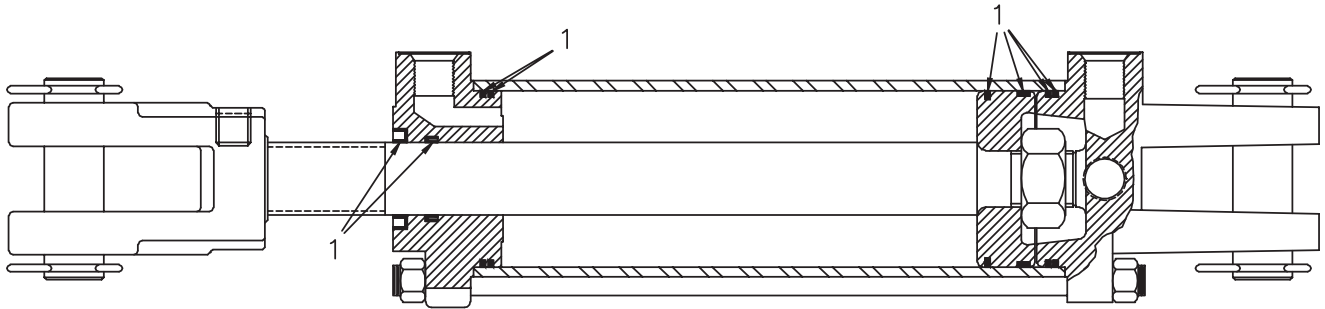
79202368 3 x 8 Cylinder

DWG. NO. 5949

REF. NO.	PART NUMBER	DESCRIPTION	QTY.	REF. NO.	PART NUMBER	DESCRIPTION	QTY.
1	79202380	Seal Kit	1		79202368	3 x 8 Cylinder Assembly	

SEC 3

2 1/2 X 8 CYLINDER



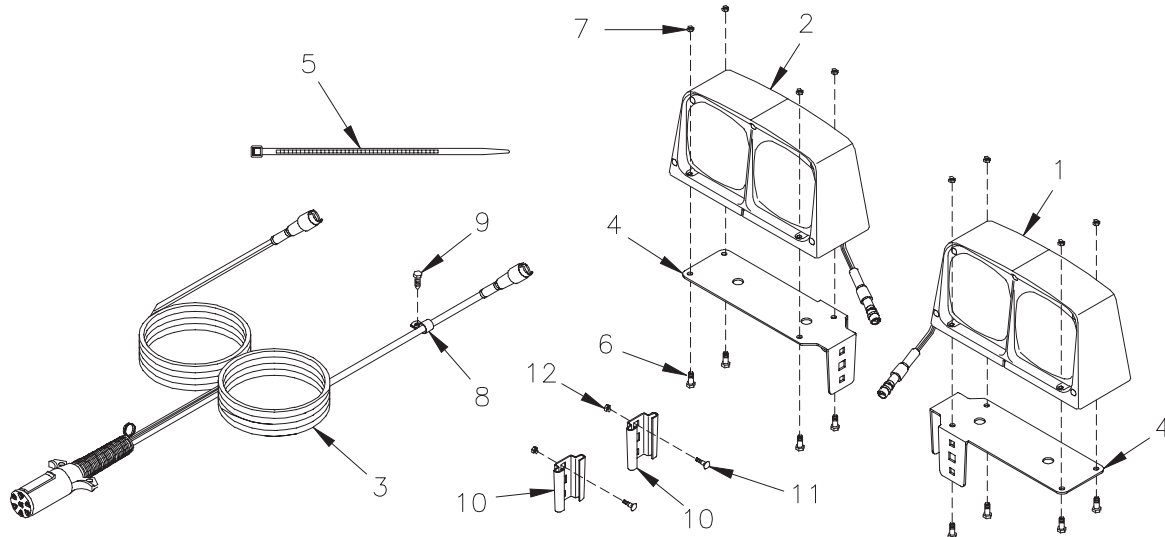
3

79202351 2 1/2 x 8 Cylinder

DWG. NO. 6567

REF. NO.	PART NUMBER	DESCRIPTION	QTY.	REF. NO.	PART NUMBER	DESCRIPTION	QTY.
1	79202366	Seal Kit	1		79202351	2 1/2 x 8 Cylinder Assembly	

SAFETY LIGHT PACKAGE



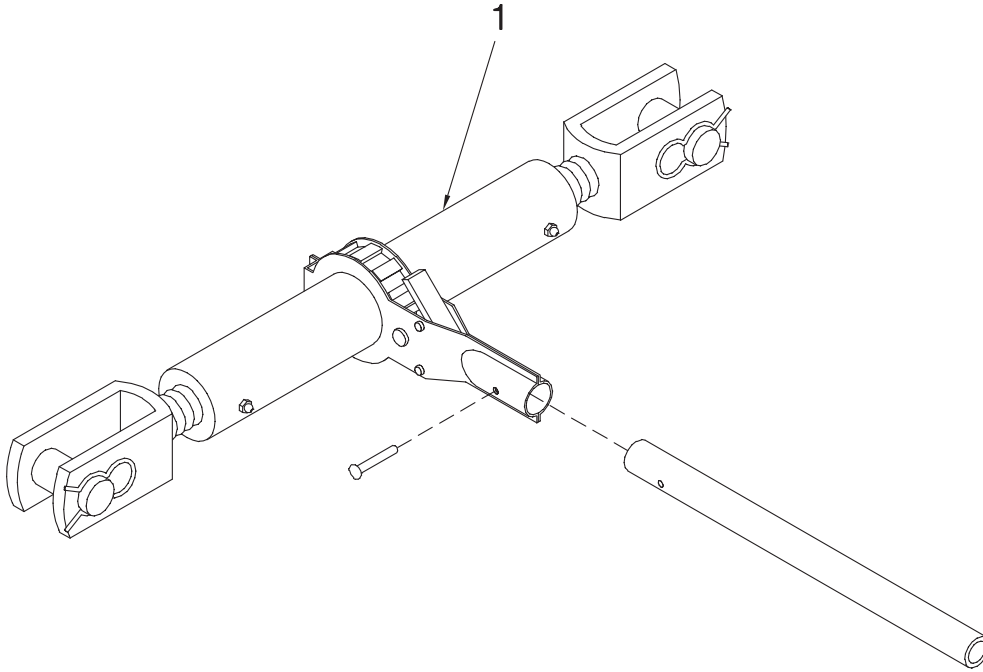
79202724 5620 Windrow Shredder Light Package

DWG. NO. 6273

REF. NO.	PART NUMBER	DESCRIPTION	QTY.	REF. NO.	PART NUMBER	DESCRIPTION	QTY.
1	36100000	Light Implement, LH Assembly	1	7	951-005-089	Lock Nut 1/4-20 Gr. A 2-Way	8
2	36100001	Light, Implement, RH Assembly	1	8	720-03071	Hose Clamp	6
3	38809033	Harness, Lighting	1	9	950-005-043	Hex Washer Head Self Tapping Screw 1/4-20 x 3/4	6
4	79202725	Light Bracket	2	10	400-11027	Bracket	2
5	367-001-014	Cable Tie, Black 8 Inch	12	11	030-16041	Carriage Bolt 5/16-18 x 3/4 Gr. 5	2
6	031-06006	Hex Head Cap Screw 1/4-20 x 1 Gr. 5	8	12	951-005-036	Mac Lock Nut 5/16-18	2

**HINIKER 5600 SERIES WINDROW SHREDDER**

**RACHET JACK ASSEMBLY**

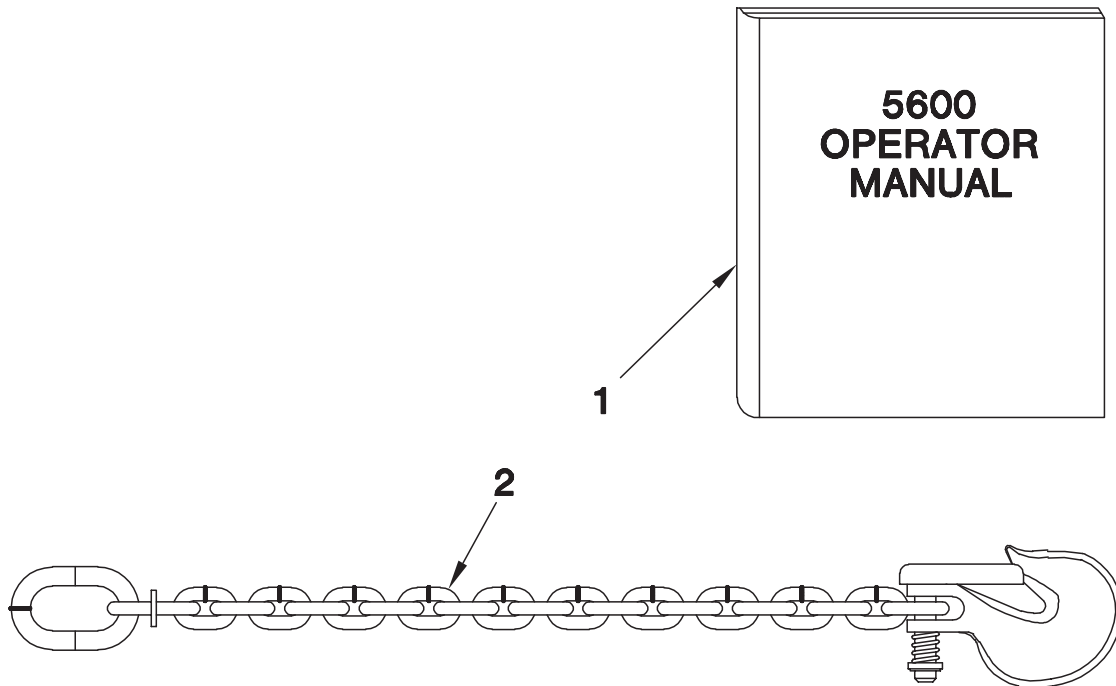


000-04067 Ratchet Jack Assembly

DWG. NO. 2502

REF. NO.	PART NUMBER	DESCRIPTION	QTY.	REF. NO.	PART NUMBER	DESCRIPTION	QTY.
1	000-04067	Complete Ratchet Jack Assembly	1				

**OPERATOR MANUAL AND ACCESSORIES**



DWG. NO. 2520

REF. NO.	PART NUMBER	DESCRIPTION	QTY.	REF. NO.	PART NUMBER	DESCRIPTION	QTY.
1	79202656	5620 Operator Manual	1	2	85501539	Safety Chain 10,000 Lbs.	1

**SEC 3**



# SECTION 4

## MODEL 5630/5630H

**PTO COMPONENTS**

- PAGE 2**      1 3/4-20 SEMI MOUNT HITCH PTO  
**PAGE 3**      1 3/4-20 1000 RPM CV PTO (BLACK SHIELDS)  
**PAGE 4**      OVERRUNNING CLUTCH, 1000 RPM

**GEARBOX**

- PAGE 5**      GEARBOX ASSEMBLY, 1000 RPM

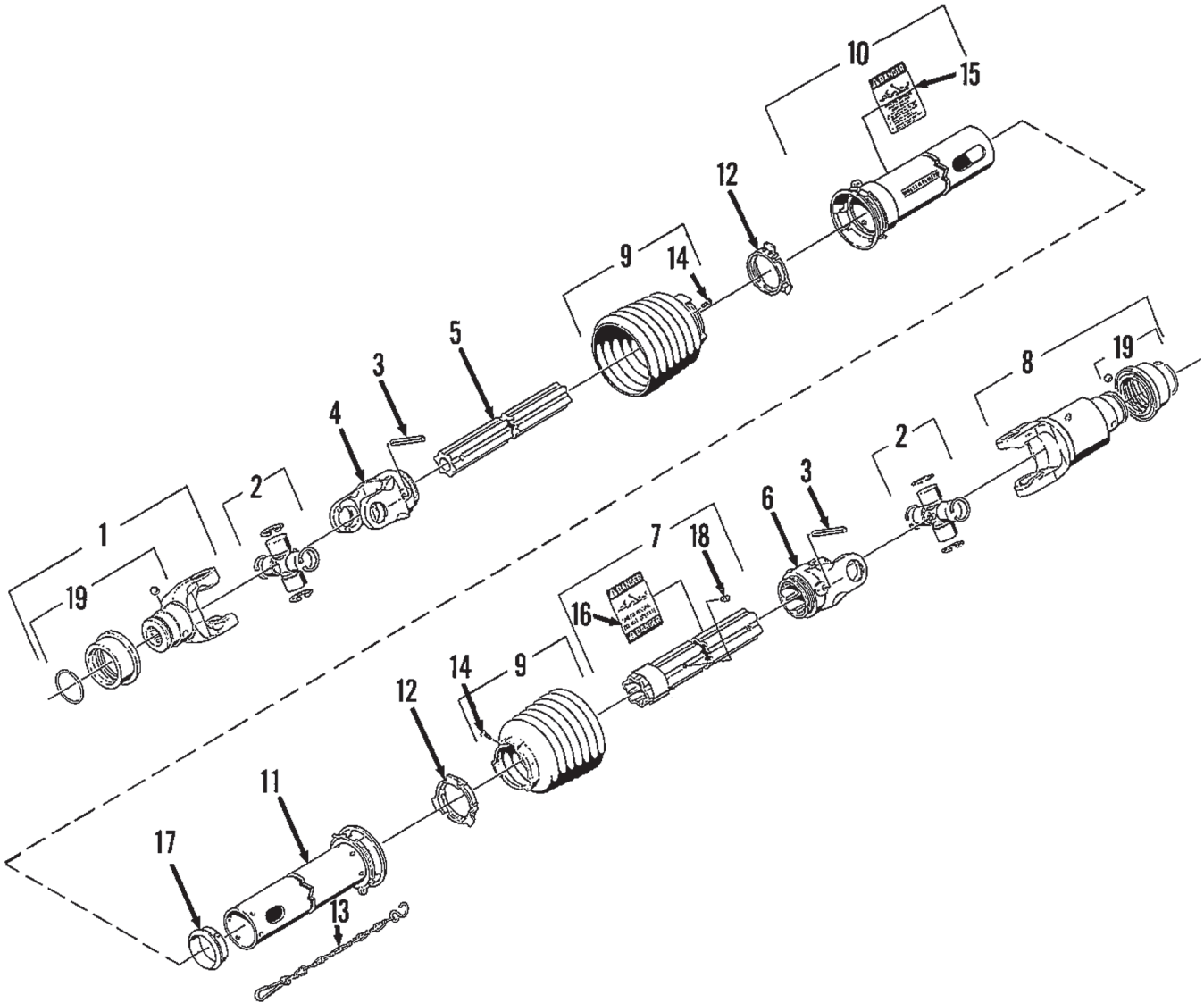
**WINDROW SHREDDER COMPONENTS**

- PAGE 6**      TRAIL HITCH ASSEMBLY  
**PAGE 6**      END TRANSPORT HITCH ASSEMBLY  
**PAGE 7**      SEMI MOUNT HITCH ASSEMBLY  
**PAGE 8-9**      FRONT DRIVE LINE ASSEMBLY  
**PAGE 10-11**      LH ROTOR AND DRIVE ASSEMBLY  
**PAGE 12-13**      RH ROTOR AND DRIVE ASSEMBLY  
**PAGE 14-15**      AUGER AND DRIVE ASSEMBLY  
**PAGE 16-17**      FRONT LEFT CASTER WHEEL ASSEMBLY  
**PAGE 18-19**      FRONT RIGHT CASTER WHEEL ASSEMBLY  
**PAGE 20-21**      REAR LEFT CASTER WHEEL ASSEMBLY  
**PAGE 22-23**      REAR RIGHT CASTER WHEEL ASSEMBLY  
**PAGE 24-27**      HYDRAULIC/ELECTRICAL OVERVIEW  
**PAGE 28**      LH CUP KNIFE ASSEMBLY  
**PAGE 29**      RH CUP KNIFE ASSEMBLY  
**PAGE 30**      CHUTE ASSEMBLY  
**PAGE 31**      HYDRAULIC CYLINDER 5 X 8  
**PAGE 31**      HYDRAULIC CYLINDER 4 3/4 X 8  
**PAGE 32**      HYDRAULIC CYLINDER 4 1/2 X 8  
**PAGE 32**      HYDRAULIC CYLINDER 4 X 8  
**PAGE 33**      HYDRAULIC CYLINDER 1 3/4 X 10  
**PAGE 33**      OPERATOR MANUAL & SAFETY CHAIN  
**PAGE 34**      IDLER ASSEMBLY  
**PAGE 34**      SMV SIGN ASSEMBLY  
**PAGE 35**      ROTOR/AUGER CAST BEARING ASSEMBLY  
**PAGE 36**      REAR RIGID GAUGE WHEEL ASSEMBLY

# HINIKER 5600 SERIES WINDROW SHREDDER

## SEMI MOUNT HITCH PTO 1 3/4-20

SEC  
4



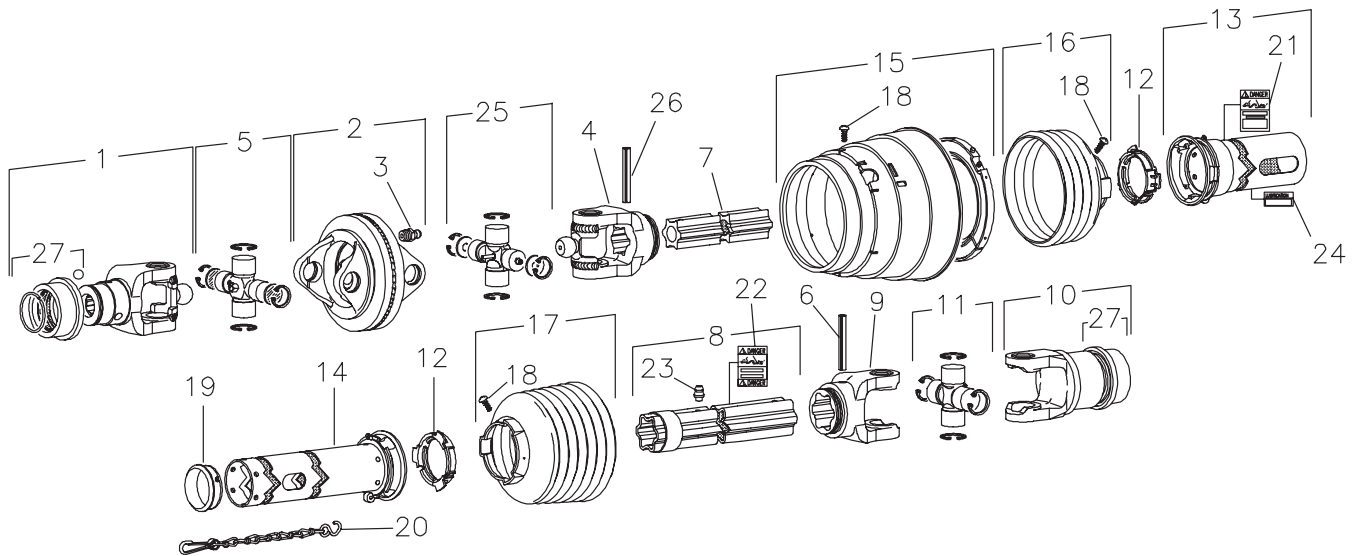
520-02159 PTO Shaft Assembly

DWG. NO. 2515

REF. NO.	PART NUMBER	DESCRIPTION	QTY.	REF. NO.	PART NUMBER	DESCRIPTION	QTY.
1	520-03170	Yoke 1 3/4-20 Spline	1	11	520-03174	Inner Shield Tube	1
2	520-03128	Cross & Bearing Kit	2	12	520-03129	Bearing Ring	2
3	520-03124	Spring Pin	2	13	520-03137	Chain	1
4	520-03159	Inboard Yoke	1	14	520-03135	Screw	2
5	520-03165	Inner Profile	1	15	520-03138	Outer Decal	1
6	520-03127	Inboard Yoke	1	16	520-03139	Inner Decal	1
7	520-03172	Outer Profile	1	17	520-03136	Support Bearing	1
8	520-03118	Overrunning Clutch	1	18	520-03140	Grease Zerk	1
9	520-03134	Shield Cone	2	19	520-03142	Collar Kit	2
10	520-03173	Outer Shield Tube	1		520-02159	Complete 3 Point PTO Assembly	

# HINIKER 5600 SERIES WINDROW SHREDDER

## 1 3/4-20 1000 RPM CV PTO (BLACK SHIELDS)



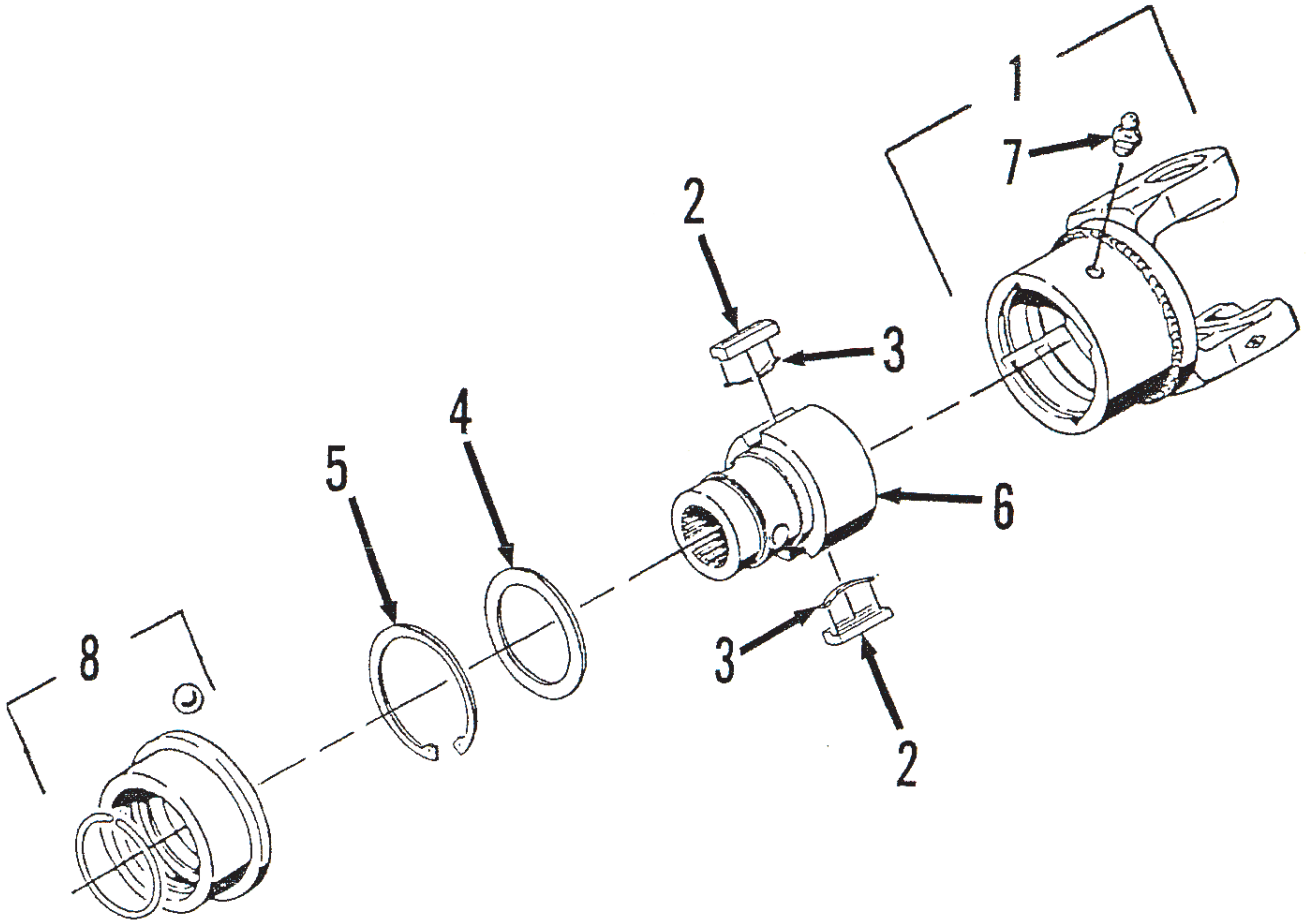
79202277 PTO 1 3/4-20 GKN 396073

DWG. NO. 5937

REF. NO.	PART NUMBER	DESCRIPTION	QTY.	REF. NO.	PART NUMBER	DESCRIPTION	QTY.
1	520-03143	Yoke, 1 3/4-20 Spline	1	15	52003233	CV Cone & Bearing Assembly	1
2	520-03120	Double Yoke	1	16	52003234	Shield Cone 4 Rib	1
3	520-03121	Grease Zerk	1	17	52003235	Shield Cone 7 Rib	1
4	52003230	Inboard Yoke S4	1	18	520-03135	Screw	8
5	520-03123	Cross & Bearing Kit	1	19	520-03136	Support Bearing	1
6	520-03124	Spring Pin 10 x 90	1	20	520-03137	Safety Chain	1
7	520-03144	Inner Profile	1	21	520-03138	Outer Decal	1
8	520-03176	Profile & Sleeve Weldment	1	22	520-03139	Inner Decal	1
9	520-03127	Inboard Yoke S5	1	23	520-03140	Grease Zerk	1
10	520-03118	Overrunning Clutch	1	24	52003236	Lubrication Decal	1
11	520-03128	Cross & Bearing Kit	1	25	52003237	Cross & Bearing Kit	1
12	520-03129	Bearing Ring	2	26	52003242	Spring Pin 10 x 75	1
13	52003231	Out Shield Tube OVL	1	27	520-03142	Collar Kit	2
14	52003232	Inn Shield Tube Round	1				

OVERRUNNING CLUTCH 1000 RPM

SEC  
4



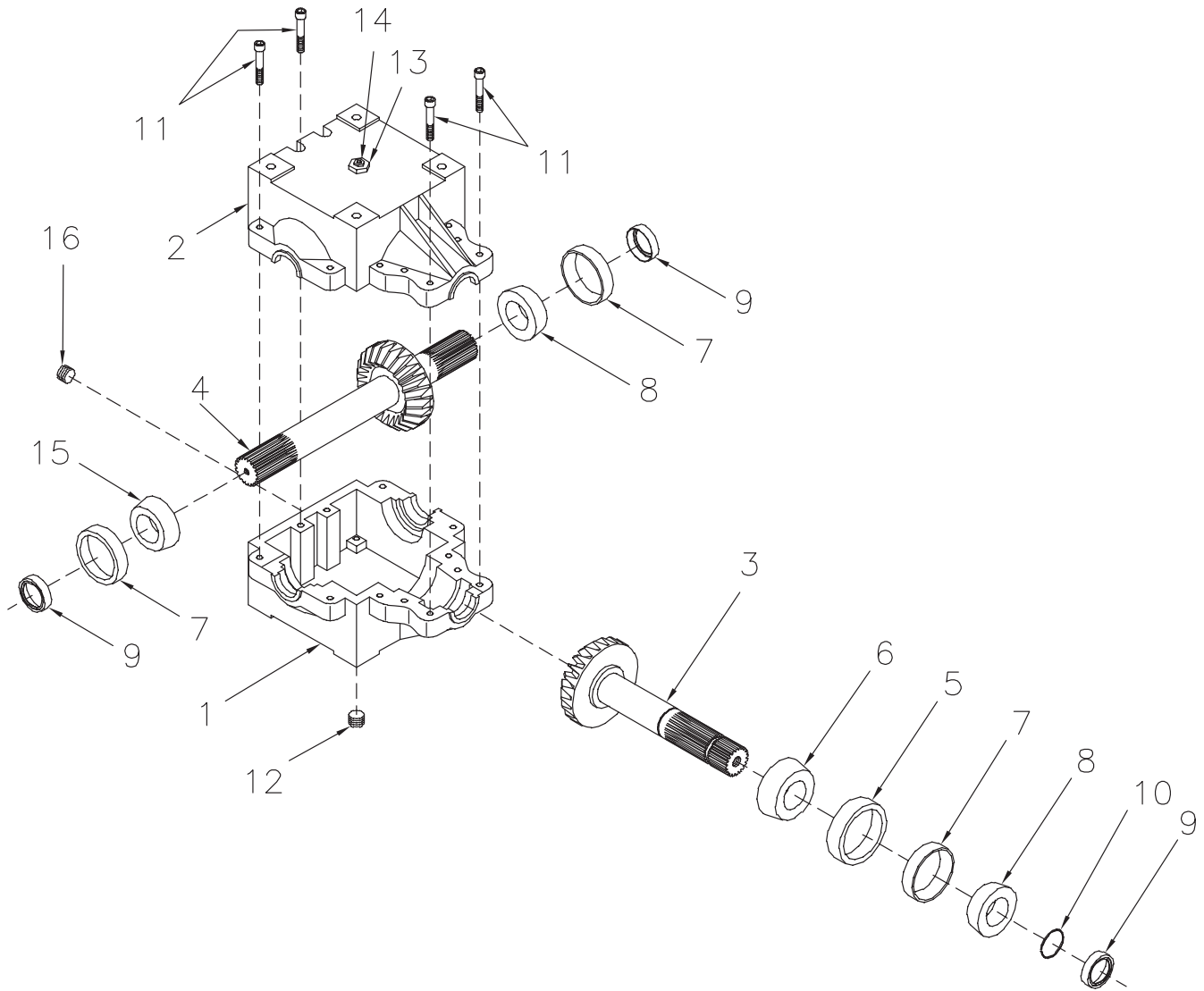
520-03118 Overrunning Clutch

DWG. NO. 2512

REF. NO.	PART NUMBER	DESCRIPTION	QTY.	REF. NO.	PART NUMBER	DESCRIPTION	QTY.
1	520-03146	Clutch Housing	1	5	520-03150	Retaining Ring	1
2	520-03147	Key	2	6	520-03151	Hub, 1 3/4 - 20 Spline	1
3	520-03148	Leaf Spring	2	7	520-03121	Grease Zerk	1
4	520-03149	Supporting Ring	2	8	520-03142	Collar Kit	1

GEARBOX ASSEMBLY, 1000 RPM

SECTION  
4



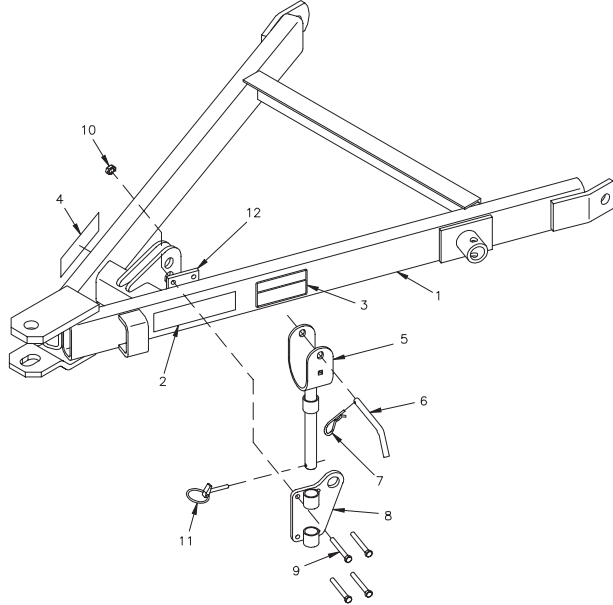
51700216 1000 RPM Gear Box Assembly

DWG. NO. 5938

REF. NO.	PART NUMBER	DESCRIPTION	QTY.	REF. NO.	PART NUMBER	DESCRIPTION	QTY.
1	400-17205	Casting (Tapped Holes)	1	10	702-05093	Retaining Ring (1 3/4 Shaft)	1
2	400-17206	Casting (Thru Holes)	1	11	950-011-032	Socket Head Cap Screw 3/8-16 x 2 1/4	12
3	50106488	Pinion Shaft/Gear	1	12	203-51156	Plug, 1/2 NPT Socket Head Hex	1
4	50106489	Cross Shaft/Gear	1	13	203-51074	Bushing, 1/2 NPT - 1/8 NPT	1
5	601-05002	Bearing Cup (Large) #3720	1	14	203-50308	Pressure Relief	1
6	601-02075	Bearing Cone (Large) #3782	1	15	601-02001	Cone Timken #25580	1
7	601-05001	Bearing Cup (Small) #25520	3	16	79201412	Plug 1/4 NPT	1
8	601-03003	Bearing Cone (Small) #25581	2		51700216	Gearbox Assembly	
9	650-06056	Seal (1 3/4 Shaft)	3				

# HINIKER 5600 SERIES WINDROW SHREDDER

## TRAIL HITCH ASSEMBLY



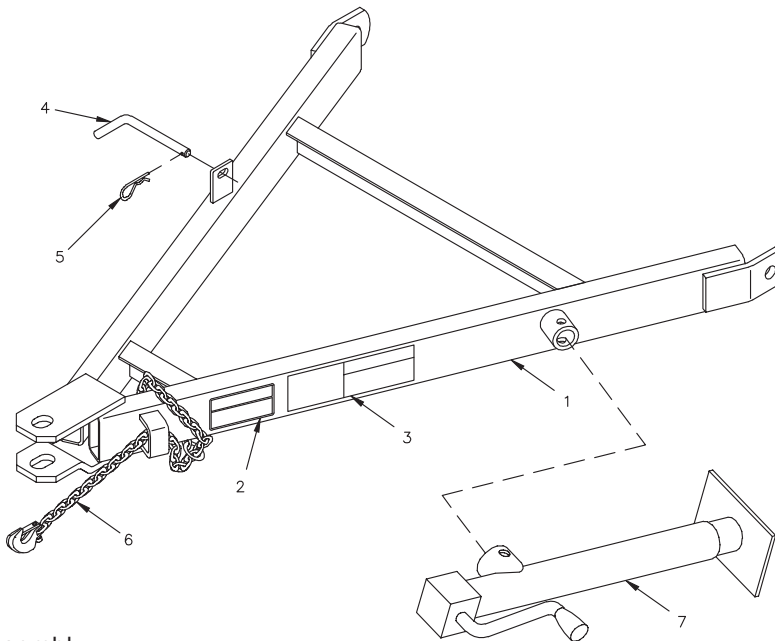
Trail Hitch Assembly

DWG. NO. 6507

SEC 4

REF. NO.	PART NUMBER	DESCRIPTION	QTY.	REF. NO.	PART NUMBER	DESCRIPTION	QTY.
1	79201771	Hitch Weldment	1	7	953-005-001	Cotter Pin, Hair .120 x 2 3/8	1
2	850-001-285	Tape-Yellow Reflector	1	8	79202920	Lift Plate Weldment	1
3	85501787	Decal Caution	1	9	950-001-096	Hex Head Cap Screw 3/8-16 x 3 1/4 Gr. 5	4
4	850-001-305	Tape-Red Reflector	1	10	951-005-003	Hex Mac Lock Nut 3/8-16	4
5	79202922	PTO Shaft Holder Weldment	1	11	703-00209	Pin Locking	1
6	79202739	Pin	1	12	79202914	Plate	1

## END TRANSPORT HITCH ASSEMBLY

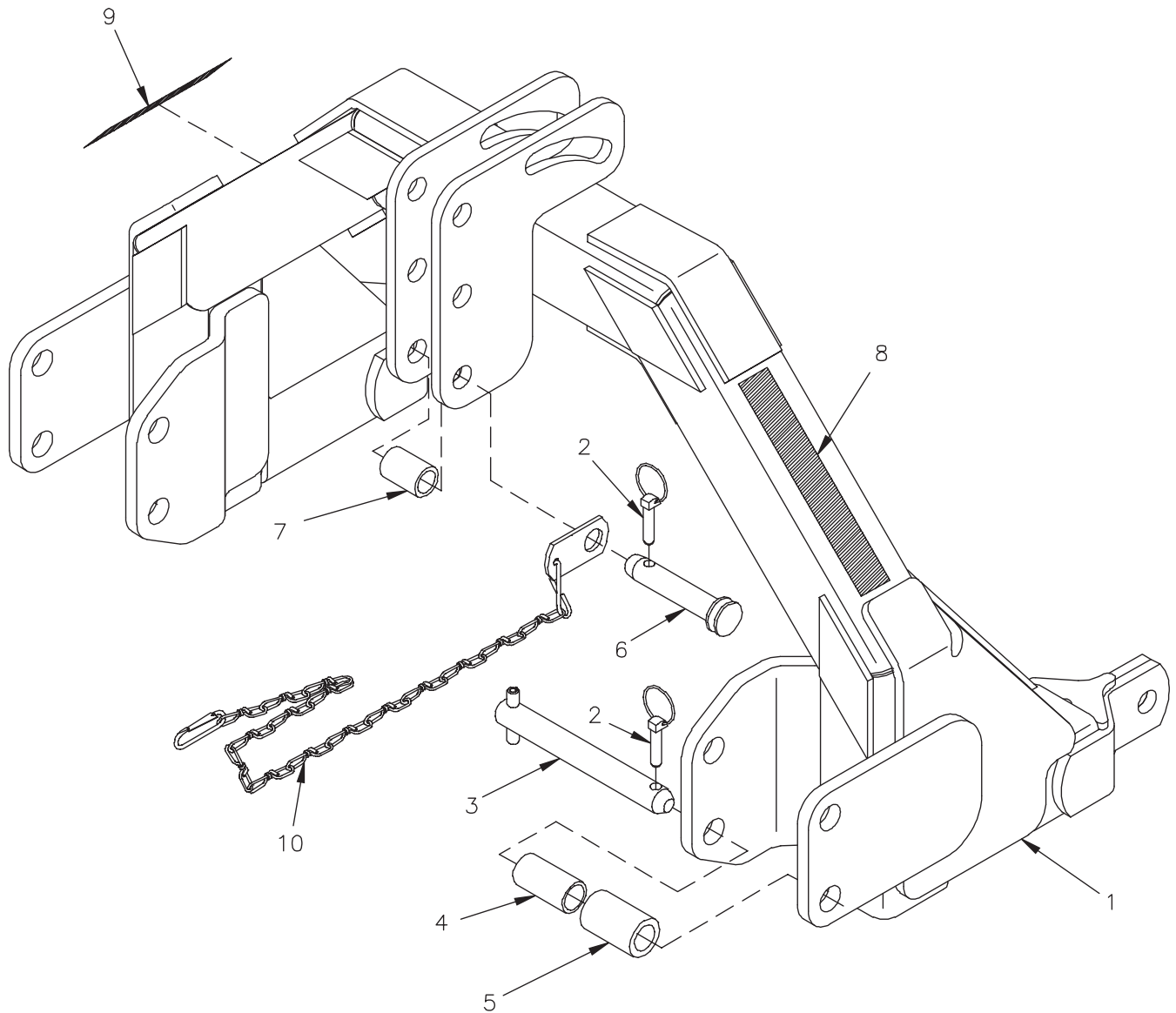


End Transport Hitch Assembly

DWG. NO. 6508

REF. NO.	PART NUMBER	DESCRIPTION	QTY.	REF. NO.	PART NUMBER	DESCRIPTION	QTY.
1	79202813	End Transport A-Frame Hitch	1	6	85501539	Safety Chain 10,000 Lbs	1
2	85501787	Decal Caution	1	7	400-34074	Jack	1
3	79203041	Decal Caution 5630 End Transport	1		79202904	End Transport A-Frame Hitch Assembly (Includes Items 1-3)	1
4	79202739	Pin	1				
5	953-005-001	Cotter Pin-Hair .120 x 2 3/8	1				

SEMI MOUNT HITCH ASSEMBLY



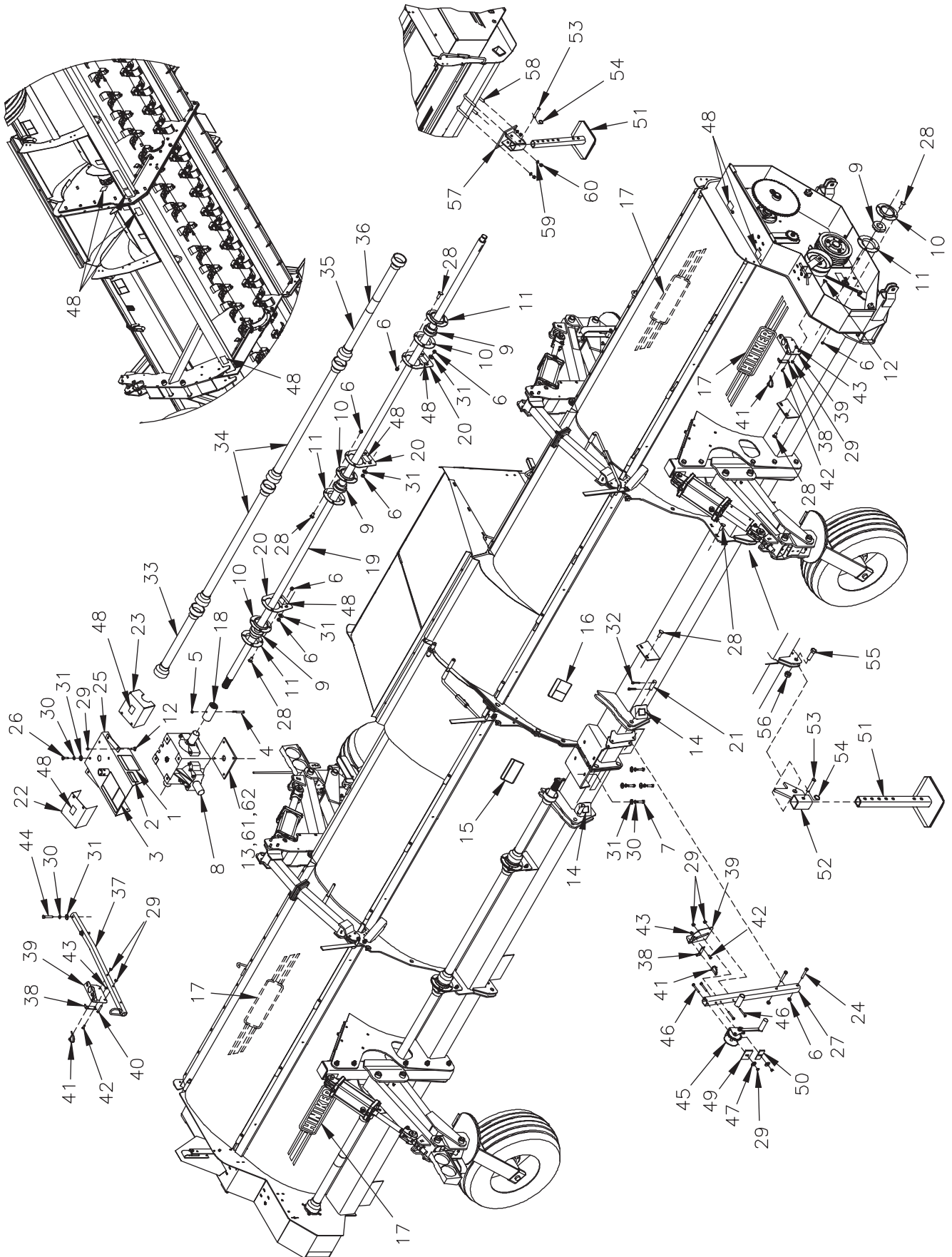
SECTION 4

79203227 Semi Mount Hitch Assembly 5630

DWG. NO. 6764

REF. NO.	PART NUMBER	DESCRIPTION	QTY.	REF. NO.	PART NUMBER	DESCRIPTION	QTY.
1	79203230	3-Pt Shredder Hitch Weldment, 5630	1	6	875-001-123	Top Link Pin	1
2	25010319	Klik Pin Pivot	3	7	890-001-009	Spacer	1
3	79203173	Lower Pin Assembly	2	8	850-001-285	Tape-Yellow Reflector	1
4	117-010-008	Small Spacer	2	9	850-001-305	Tape-Red Reflector	1
5	117-010-009	Large Spacer	2	10	79200990	PTO Chain Assembly	1

FRONT DRIVE LINE ASSEMBLY



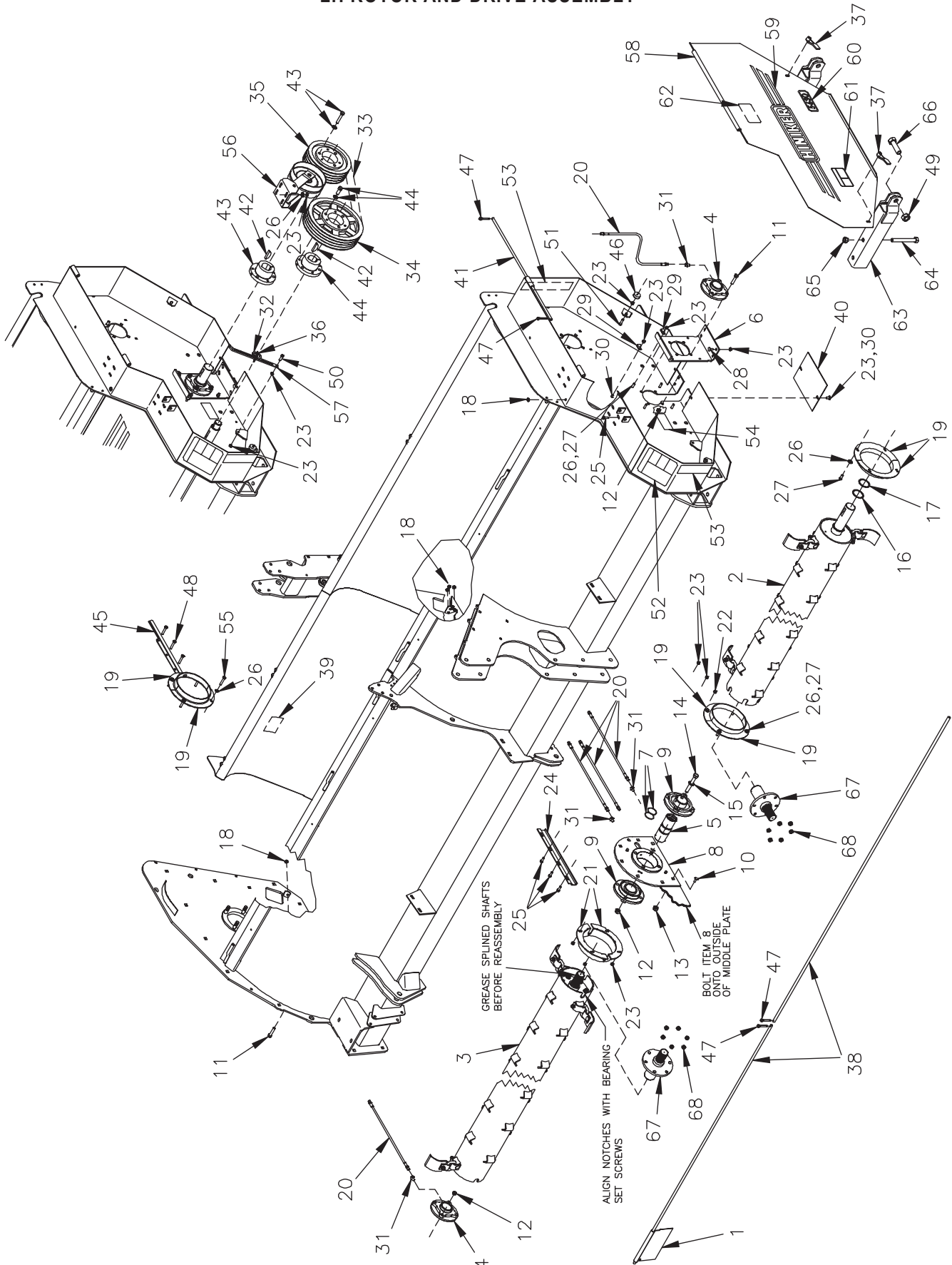


## HINIKER 5600 SERIES WINDROW SHREDDER

REF. NO.	PART NUMBER	DESCRIPTION	QTY.	REF. NO.	PART NUMBER	DESCRIPTION	QTY.
1	71504143	Decal Important	1	32	953-001-010	Cotter Pin 1/4 x 1 1/2 Square Cut	4
2	71504129	Decal-Caution	1	33	79202751	Inside Shield Assembly 30'	2
3	71504132	Decal-Caution	1	34	79202748	Middle Shield Assembly 30'	4
4	031-06113	Hex Head Cap Screw 3/8-16 x 3 Gr. 5	2	35	79201916	Outside Shield Assembly 15 Ft	2
5	034-05168	Lock Nut Uni-Torque 3/8-16	2	36	520-03138	Outer Decal	2
6	034-05170	Lock Nut Uni-Torque 1/2-13	46	37	79202639	PTO Holder	1
7	950-001-120	Hex Head Cap Screw 1/2-13 x 1 3/4 Gr. 5	4	38	79202746	Hose Stop	2
8	51700216	1000 RPM Gearbox Assembly	1	39	79202638	Mount Plate	2
9	79203223	Spherical Bearing 2" Kit	8	40	031-06110	Hex Head Cap Screw 3/8-16 x 2 1/4 Gr. 5	2
10	60400524	Relube Flange W/O Fitting	8	41	25010797	Tab Lock Pin 1/4 x 2	2
11	60400525	Relube Flange W/Fitting	8	42	950-001-113	Hex Head Cap Screw 5/16-18 x 3/4 Gr. 5	2
12	950-003-054	Carriage Bolt 3/8-16 x 3/4 Gr. 5	6	43	951-005-064	Lock Nut 2-Way 5/16-18	2
13	79202769	Gearbox Shim Plate 3/8 Thick	A/R	44	950-001-135	Hex Head Cap Screw 1/2-13 X 2 3/4 Gr. 5	2
14	715-03174	Lift Here Decal	2	45	79202804	Winch	1
15	71504142	Important Decal	1	46	031-06112	Hex Head Cap Screw 3/8-16 x 2 3/4 Gr. 5	4
16	71504131	Danger Decal	1	47	952-002-003	Flat Washer 3/8 WRT	2
17	71505168	"Hiniker" Decal	4	48	79203259	Grease Decal	A/R
18	79200836	Splined Coupler With Fitting	2	49	79203166	Winch Stiffener Top	1
19	79202752	Solid Line Shaft, 15'	2	50	79203167	Winch Stiffener Bottom	1
20	79201758	Bearing Support	6	51	79203238	Stand Weldment	1
21	79200967	Lower Hitch Pin	2	52	79201083	Stand Mount Weldment	2
22	79201779	RH Line Shield Weldment	1	53	953-002-021	Clevis Pin 5/8 x 3 1/2	4
23	79201778	LH Line Shield Weldment	1	54	81004500	Ring	4
24	031-06212	Hex Head Cap Screw 1/2-13 x 3 1/4 Gr. 5	2	55	031-06459	Hex Head Cap Screw 1-8 x 3 Gr. 5	2
25	79201536	Shield Assembly 1000 RPM (Includes Items 1-3)	1	56	034-05175	Lock Nut 1-8	2
26	950-001-111	Hex Head Cap Screw 1/2-13 x 1 1/4 Gr. 5	2	57	79203240	Rear Stand Support Weldment	2
27	79202915	Winch Mount Weldment	1	58	850-001-072	U-Bolt 5/8-11 x 4 5/8 Center	4
28	950-003-028	Carriage Bolt 1/2-13 x 1 1/4	44	59	952-001-005	Lock Washer 5/8 Inch Med Split SAE	8
29	951-005-003	Mac Lock Nut 3/8-16	A/R	60	951-001-008	Hex Nut 5/8-11	8
30	952-001-004	Lock Washer 1/2 Inch	8	61	79203338	Shim Plate 1/8" Thick	A/R
31	952-004-067	Flat Washer 1/2 Inch	20	62	79203339	Shim Plate 1/16" Thick	A/R

**SEC 4**

LH ROTOR AND DRIVE ASSEMBLY



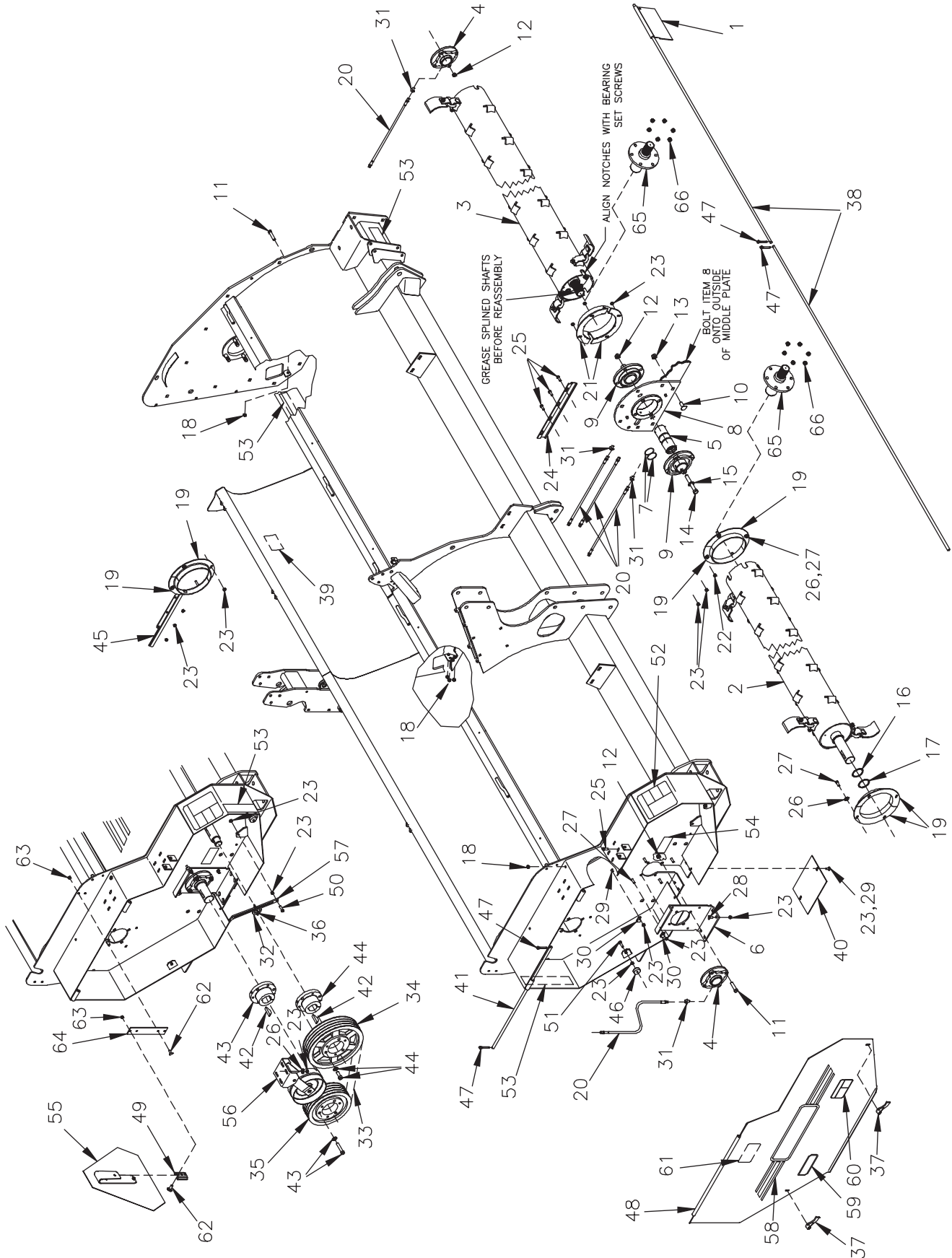
DWG. NO. 6523

## HINIKER 5600 SERIES WINDROW SHREDDER

REF. NO.	PART NUMBER	DESCRIPTION	QTY.	REF. NO.	PART NUMBER	DESCRIPTION	QTY.
1	000-64011	Shield Plate	18	34	79202768	Sheave 5V 4 Groove 13.2 Diameter	1
2	79203199	LH Outer Rotor Assembly	1	35	79202800	Sheave 5V 4 Groove 10.3 Diameter	1
	79203359	LH Outer Rotor Assembly Hard Surfaced Knives	1	36	000-65186	Spring Anchor	1
3	79202896	LH Inner Rotor Assembly	1	37	000-65223	Threaded Handle	2
	79203360	LH Inner Rotor Assembly Hard Surfaced Knives	1	38	79200976	Rod	2
4		Flange Bearing 2 3/16 Shaft (See Sec. 4 Page 35)	2	39	71504144	Decal Danger	1
5	79202868	Coupler, Case Hardened	1	40	79201486	Bottom Cover	1
6	79202627	Bearing Support	1	41	79201487	Shield Rod	1
7	394-002-115	O-Ring #139-70 Buna-N	2	42	035-60063	Woodruff Key 1/2 x 2 3/4	2
8	79202886	LH Bearing Support Plate Weldment	1	43	79202801	QD Hub Type "E" 2 3/16" Bore	1
9	79202803	Flange Bearing 2 7/16 Shaft	2	44	400-27039	QD Hub Type "E" 2" Bore	1
10	10404	Carriage Bolt 5/8-11 x 1 1/2 Gr. 5	7	45	79201398	LH Hose Shield	1
11	031-06208	Hex Head Cap Screw 1/2-13 x 2 1/4 Gr. 5	8	46	79201120	Shield Bumper	2
12	034-05170	Stover Lock Nut 1/2 Gr. B	12	47	953-001-002	Cotter Pin, 1/8 x 1" Square Cut	4
13	034-05172	Stover Lock Nut 5/8 Gr. B	7	48	950-001-114	Hex Head Cap Screw 3/8-16 x 2 Gr. 5	3
14	950-001-284	Hex Head Cap Screw 1/2-13 x 4 3/4 Gr. 5	4	49	034-05175	Stover Lock Nut 1-8 Gr. B	2
15	952-003-004	Flat Washer 1/2 Inch SAE	4	50	950-002-014	Hex Head Flanged Whiz Lock Bolt 3/8-16 x 1 1/4	1
16	79202328	Washer 2 3/16, 10 Ga.	A/R	51	950-002-010	Hex Head Flanged Whiz Lock Bolt 3/8-16 x 1 1/2	2
17	79202329	Washer 2 3/16, 16 Ga.	A/R	52	71505171	Warning Decal	1
18	000-24063	Lock Nut	5	53	850-001-285	Tape-Yellow Reflector	2
19	79203157	Anti-Wrap Shield Weldment	6	54	79203023	Decal Spring Instruction	1
20	79202316	Grease Hose 27 1/2"	5	55	031-06110	Hex Head Cap Screw 3/8-16 x 2 1/4 Gr. 5	4
21	79202884	Weed Ring Weldment	2	56	79200956	Idler Assembly	1
22	951-005-051	Lock Nut 3/8-16 2-Way	1	57	79200866	Take-Up Bar	1
23	951-005-003	Mac Lock Nut 3/8-16	25	58	79202757	LH Cover Assembly	1
24	79202906	Hose Shield	1	59	71505168	Decal Hiniker	1
25	950-002-009	Hex Head Flanged Whiz Lock Bolt 3/8-16 x 1	7	60	79202756	Decal 5630	1
26	952-003-006	Flat Washer 3/8 Inch SAE	16	61	71505169	Decal Warning	1
27	950-001-106	Hex Head Cap Screw 3/8-16 x 1 1/4 Gr. 5	8	62	71505170	Decal Warning	1
28	950-003-029	Carriage Bolt 3/8-16 x 1 Gr. 5	4	63	79202826	Hitch Stub Weld	2
29	720-02399	Cable Clamp 3/8	2	64	950-001-152	Hex Head Cap Screw 3/4-10 x 6 Gr. 5	4
30	950-003-054	Carriage Bolt 3/8-16 x 3/4 Gr. 5	3	65	034-05173	Uni-Torque Lock Nut 3/4-10 Gr. B	4
31	203-51254	45° Elbow 1/8 NPT x 1/8 NPT	4	66	031-06459	Hex Head Cap Screw 1-8 x 3 1/2 Gr. 5	2
32	000-20179	Machinery Bushing 1 3/8	1	67	79202889	Rotor Shaft Weldment	2
33	79202799	5VL 4 Band Belt	1	68	951-003-004	Lock Nut Nylon Insert 1/2-20	12

RH ROTOR AND DRIVE ASSEMBLY

SECTION 4



DWG. NO. 6510

## HINIKER 5600 SERIES WINDROW SHREDDER

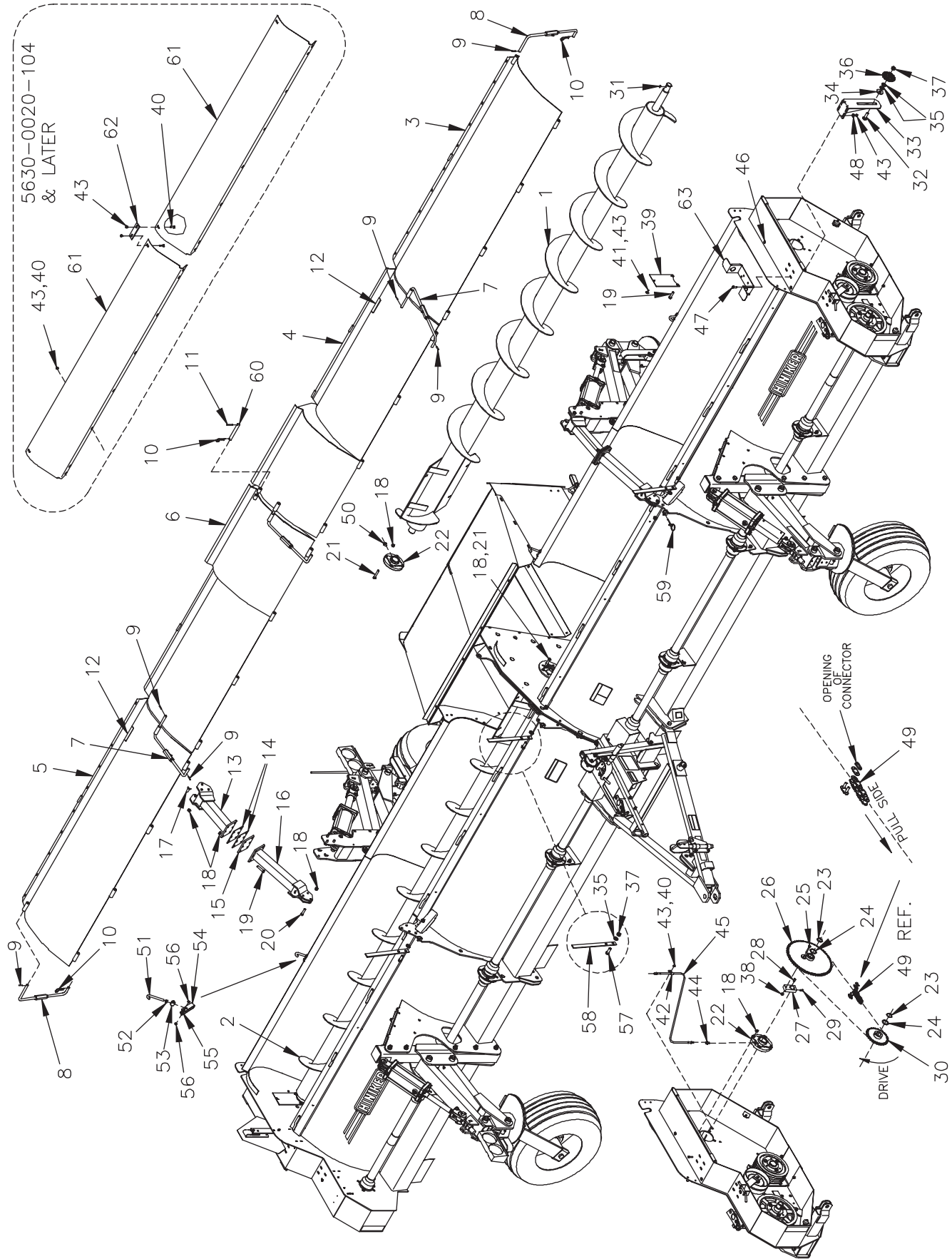
REF. NO.	PART NUMBER	DESCRIPTION	QTY.	REF. NO.	PART NUMBER	DESCRIPTION	QTY.
1	000-64011	Shield Plate	18	33	79202799	5VL 4 Band Belt	1
2	79203200	RH Outer Rotor Assembly	1	34	79202768	Sheave 5V 4 Groove 13.2 Diameter	1
	79203357	RH Outer Rotor Assembly Hard Surfaced Knives	1	35	79202800	Sheave 5V 4 Groove 10.3 Diameter	1
3	79202899	RH Inner Rotor Assembly	1	36	000-65186	Spring Anchor	1
	79203358	RH Inner Rotor Assembly Hard Surfaced Knives	1	37	000-65223	Threaded Handle	2
4		Flange Bearing 2 3/16 Shaft (See Sec. 4 Page 35)	2	38	79200976	Rod	2
5	79202868	Coupler, Case Hardened	1	39	71504144	Decal Danger	1
6	79202627	Bearing Support	1	40	79201486	Bottom Cover	1
7	394-002-115	O-Ring #139-70 Buna-N	2	41	79201487	Shield Rod	1
8	79202798	RH Bearing Support Plate Weldment	1	42	035-60063	Woodruff Key 1/2 x 2 3/4	2
9	79202803	Flange Bearing 2 7/16 Shaft	2	43	79202801	QD Hub Type "E" 2 3/16" Bore	1
10	10404	Carriage Bolt 5/8-11 x 1 1/2 Gr. 5	7	44	400-27039	QD Hub Type "E" 2" Bore	1
11	031-06208	Hex Head Cap Screw 1/2-13 x 2 1/4 Gr. 5	8	45	79201397	RH Hose Shield	1
12	034-05170	Stover Lock Nut 1/2 Gr. B	12	46	79201120	Shield Bumper	2
13	034-05172	Stover Lock Nut 5/8 Gr. B	7	47	953-001-002	Cotter Pin, 1/8 x 1 " Square Cut	4
14	950-001-284	Hex Head Cap Screw 1/2-13 x 4 3/4 Gr. 5	4	48	79202758	RH Cover Assembly 5630	1
15	952-003-004	Flat Washer 1/2 Inch SAE	4	49	400-11027	Bracket	1
16	79202328	Washer 2 3/16, 10 Ga.	A/R	50	950-002-014	Hex Head Flanged Whiz Lock Bolt 3/8-16 x 1 1/4	1
17	79202329	Washer 2 3/16, 16 Ga.	A/R	51	950-002-010	Hex Head Flanged Whiz Lock Bolt 3/8-16 x 1 1/2	2
18	000-24063	Lock Nut	5	52	71505171	Warning Decal	1
19	79203157	Anti-Wrap Shield Weldment	6	53	850-001-285	Tape-Yellow Reflector	4
20	79202316	Grease Hose 27 1/2"	5	54	79203023	Decal Spring Instruction	1
21	79202884	Weed Ring Weldment	2	55	79201550	SMV Mount Assembly	1
22	951-005-051	Lock Nut 3/8-16 2-Way	1	56	79200956	Idler Assembly	1
23	951-005-003	Mac Lock Nut 3/8-16	32	57	79200866	Take-Up Bar	1
24	79202906	Hose Shield	1	58	71505168	Decal Hiniker	1
25	950-002-009	Hex Head Flanged Whiz Lock Bolt 3/8-16 x 1	7	59	79202756	Decal 5630	1
26	952-003-006	Flat Washer 3/8 Inch SAE	12	60	71505169	Decal Warning	1
27	950-001-106	Hex Head Cap Screw 3/8-16 x 1 1/4 Gr. 5	8	61	71505170	Decal Warning	1
28	950-003-029	Carriage Bolt 3/8-16 x 1 Gr. 5	4	62	030-16041	Carriage Bolt 5/16-18 x 3/4 Gr. 5	4
29	950-003-054	Carriage Bolt 3/8-16 x 3/4 Gr. 5	3	63	951-005-036	Mac Lock Nut 5/16-18	4
30	720-02399	Cable Clamp 3/8	2	64	79202905	Strap	1
31	203-51254	45° Elbow 1/8 NPT x 1/8 NPT	4	65	79202889	Rotor Shaft Weldment	2
32	000-20179	Machinery Bushing 1 3/8	1	66	951-003-004	Lock Nut Nylon Insert 1/2-20	12

**SEC 4**

# HINIKER 5600 SERIES WINDROW SHREDDER

## AUGER AND DRIVE ASSEMBLY

4



DWG. NO. 6521

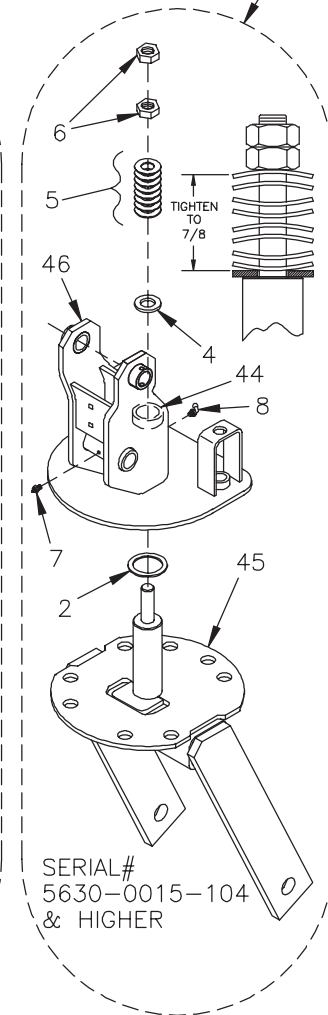
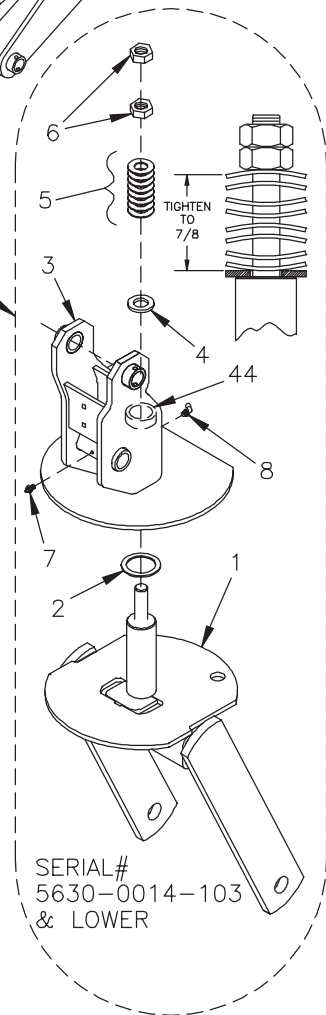
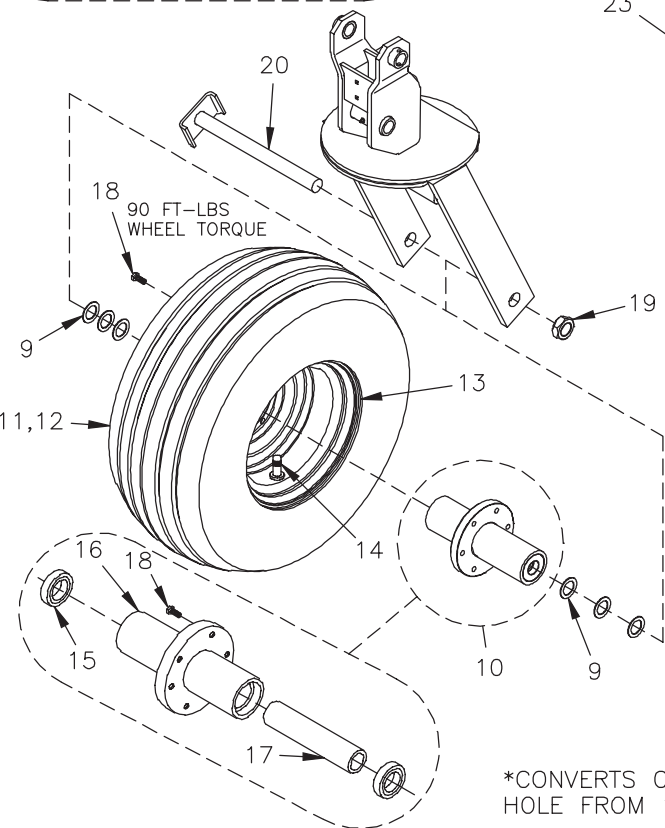
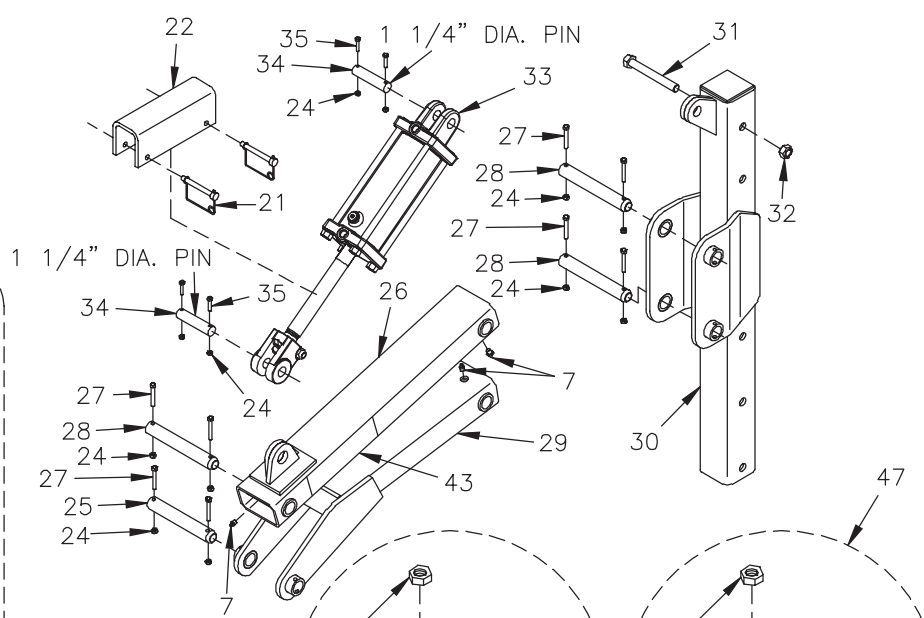
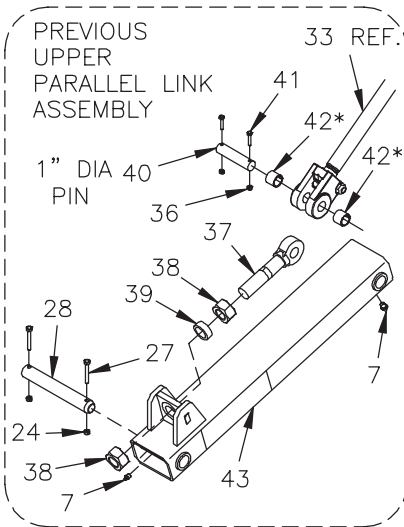

## HINIKER 5600 SERIES WINDROW SHREDDER

REF. NO.	PART NUMBER	DESCRIPTION	QTY.	REF. NO.	PART NUMBER	DESCRIPTION	QTY.
1	79202923	LH Auger Weldment 18" Pitch	1	33	79202241	Bracket Weldment	2
2	79202788	RH Auger Weldment 18" Pitch	1	34	952-002-008	Flat Washer 3/4 WRT	2
3	79201802	LH Auger Cover Weldment	1	35	952-004-070	Standard Flat Washer 5/8 Hardened	7
4	79202926	Auger Cover Weldment RH Delivery	1	36	79202766	Idler Sprocket Assembly #60 15T	2
5	79202772	RH Auger Cover Weldment	1	37	034-05172	Lock Nut 5/8-11 Gr. B	5
6	79202924	Auger Cover Weldment LH Delivery	1	38	034-05168	Lock Nut 3/8-16 Gr. B	2
7	79202909	Center Rod Assembly	3	39	79201544	Cover	2
8	79202910	Auger Cover Prop Assembly	2	40	950-003-054	Carriage Bolt 3/8-16 x 3/4 Gr. 5	A/R
9	701-30010	Slotted Spring Pin 3/16 x 1 Zinc Plated	8	41	950-003-029	Carriage Bolt 3/8-16 x 1 Gr. 5	2
10	953-005-001	Hair Pin Cotter .120 x 2 3/8	3	42	720-02399	Cable Clamp 3/8	2
11	701-30020	Slotted Spring Pin 3/16 x 1 3/4 Zinc Plated	1	43	951-005-003	Mac Lock Nut 3/8-16	A/R
12	71504127	Decal Warning	2	44	203-51254	45° Elbow 1/8 NPT x 1/8 NPT	2
13	79202913	Upper Support Weldment	2	45	79202736	Grease Hose 15"	2
14	79202764	Shim Plate 12 Ga. Thick	A/R	46	000-24063	Lock Nut	2
15	79202763	Shim Plate 3/8 Thick	A/R	47	950-002-009	Hex Head Flanged Whiz Lock Bolt 3/8-16 x 1	8
16	79202847	Lower Support Weldment	2	48	952-003-006	Flat Washer 3/8 SAE	8
17	030-16132	Carriage Bolt 1/2-13 x 1 1/2 Gr. 5	12	49	79202630	#60 Roller Chain 143 Pitches	2
18	034-05170	Lock Nut 1/2-13 Gr. B	42	50	955-001-004	45° Grease Fitting 1/8-27 NPT	2
19	950-001-112	Hex Head Cap Screw 1/2-13 x 2 Gr. 5	16	51	79201788	Auger Door Latch	6
20	950-001-120	Hex Head Cap Screw 1/2-13 x 1 3/4 Gr. 5	6	52	951-001-007	Hex Nut 1/2-13	6
21	950-001-135	Hex Head Cap Screw 1/2-13 x 2 3/4 Gr. 5	8	53	400-35126	Swivel Auger Door Latch	6
22		Flange Bearing 2" Shaft (See Sec. 4 Page 35)	4	54	79201864	Handle Auger Door Latch	6
23	702-05031	Snap Ring	4	55	950-001-089	Hex Head Cap Screw 3/8-16 x 3/4 Gr. 5	12
24	710-05321	Washer	4	56	951-005-051	2-Way Lock Nut 3/8-16	12
25	031-06110	Hex Head Cap Screw 3/8-16 x 2 1/4 Gr. 5	2	57	950-001-132	Hex Head Cap Screw 5/8-11 x 1 3/4 Gr. 5	3
26	79201623	Auger Drive Sprocket Press Assembly	2	58	79201795	Lever	3
27	79201621	Sprocket Drive Arm	2	59	703-00209	Locking Pin	3
28	805-002-380	Stop Block	2	60	79202901	Cover Locking Pin	1
29	031-21030	Square Head Cup Set Screw 3/8-16 x 3/4	2	61	79203341	Auger Deflector	4
30	79202625	Sprocket 60B28	2	62	79203169	Support Strap	2
31	035-60039	Woodruff Key 3/8 x 1 1/4	2	63	79203129	Wire Holder	1
32	950-003-069	Carriage Bolt 5/8-11 x 2 Gr. 5	2				

**SEC 4**

FRONT LEFT CASTER WHEEL ASSEMBLY

SEC 4



\*CONVERTS CYLINDER CLEVIS HOLE FROM 1 1/4" DIA. TO 1" DIA.



**HINIKER 5600 SERIES WINDROW SHREDDER**

REF. NO.	PART NUMBER	DESCRIPTION	QTY.	REF. NO.	PART NUMBER	DESCRIPTION	QTY.
1	79202854	Front Caster Frame Weldment	1	25	79202907	Pin	1
2	80305815	Bearing Race	1	26	79203154	Upper Parallel Link Weldment	1
3	79202871	Front Mast Press Assy (Includes Item 44)	1	27	950-001-098	Hex Head Cap Screw 5/16-18 x 2 1/4 Gr. 5	8
4	80305813	Large Washer	1	28	79202831	Pin	3
5	80305812	Belleville Washer	8	29	79202845	Lower Link Weldment	1
6	951-001-023	Hex Nut 1-12 UNF	2	30	79202849	Front Wheel Mount Weldment	1
7	955-001-002	Grease Fitting 1/4-28 NPT	4	31	950-001-152	Hex Head Cap Screw 3/4-10 x 6 Gr. 5	5
8	203-50000	45° Grease Fitting 1/4-28 NPT	1	32	034-05173	Uni-Torque Lock Nut 3/4-10 Gr. B	5
9	952-004-030	Bushing Machine 1 3/8 x 2 1/8 x .075	6	33	80305383	Hydraulic Cylinder 5 x 8 (See Sec 4 Page 31)	1
10	80504619	Hub Assembly (Includes Items 15-18)	1	34	79203153	Cylinder Pin 1 1/4 Diameter	2
11	80504668	Tire & Rim Assy 11Lx15-10 Ply (Includes Items 12-14)	1	35	950-001-095	Hex Head Cap Screw 5/16-18 x 1 3/4 Gr. 5	4
12	80504669	Tire 11Lx15-10 Ply Stub Guard	1	36	951-005-089	2-Way Lock Nut 1/4-20 Gr. A	4
13	845-001-013	10LB x 15 Rim (6 Bolt)	1	37	850-002-503	Eye Bolt 1 1/4-7	1
14	850-001-396	Tire Valve	1	38	951-001-022	Hex Nut 1 1/4-7	2
15	803-001-200	Bearing	2	39	80305808	Spacer	1
16	80504620	Hub Weld	1	40	80305689	Pin 1" Diameter	2
17	80504616	Spacer	1	41	031-06007	Hex Head Cap Screw 1/4-20 x 1 1/4 Gr. 5	4
18	950-011-006	Wheel Bolt 1/2-20 UNF x 1 1/2	6	42	81004351	Bushing	4
19	951-005-071	Hex Jam Nut 1 3/8-12	1	43	850-001-285	Tape Yellow Reflector	1
20	80504621	Spindle Weldment	1	44	80305814	Composite Bearing	2
21	79202948	Tab Lock Pin 3/8 x 3	2	45	79203233	Bottom Caster Frame Weldment	1
22	79202747	Cylinder Stop	1	46	79203234	Top Mast Press Assembly (Includes Item 44)	1
23	79202890	Front Caster Wheel Sub-Assy (Includes Items 1-8)	1	47	79203232	Front Caster Wheel Sub Assembly	1
24	951-005-064	2-Way Nut Lock 5/16-18	12				

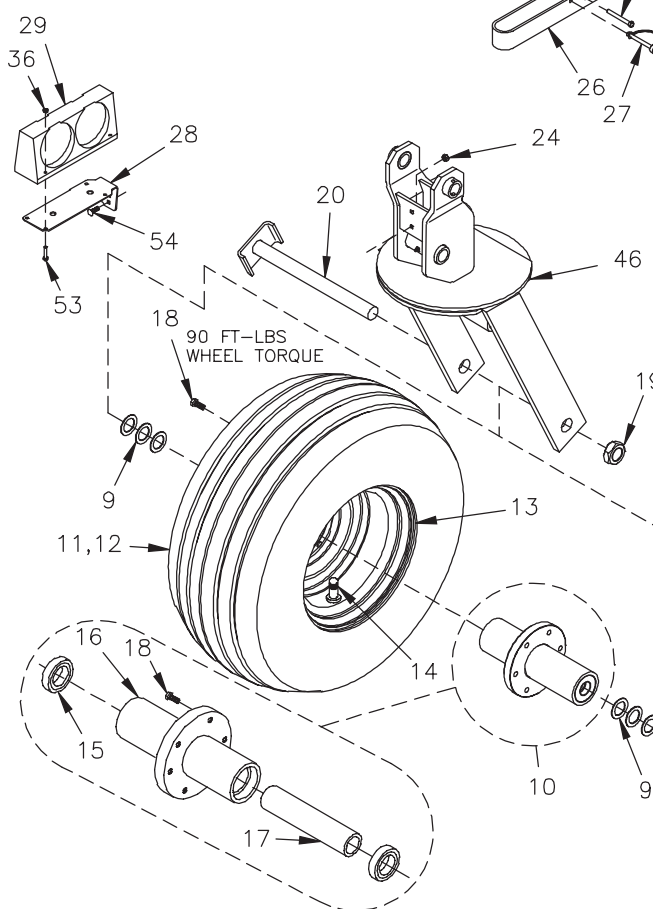
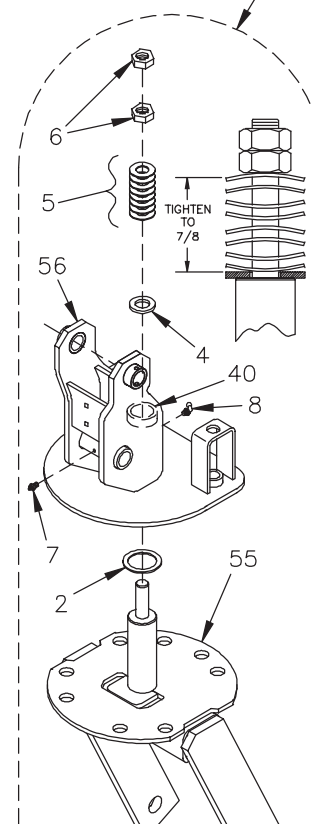
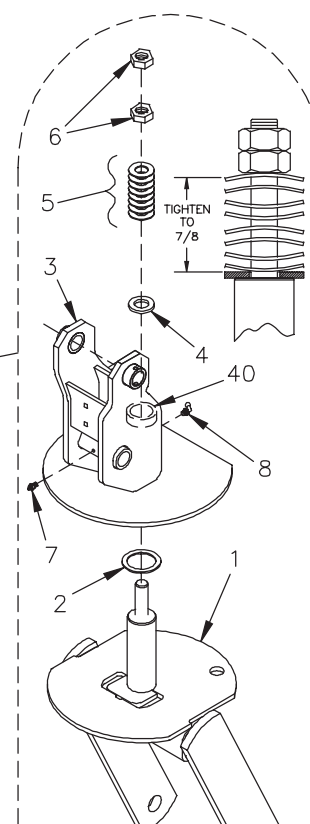
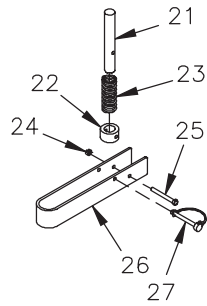
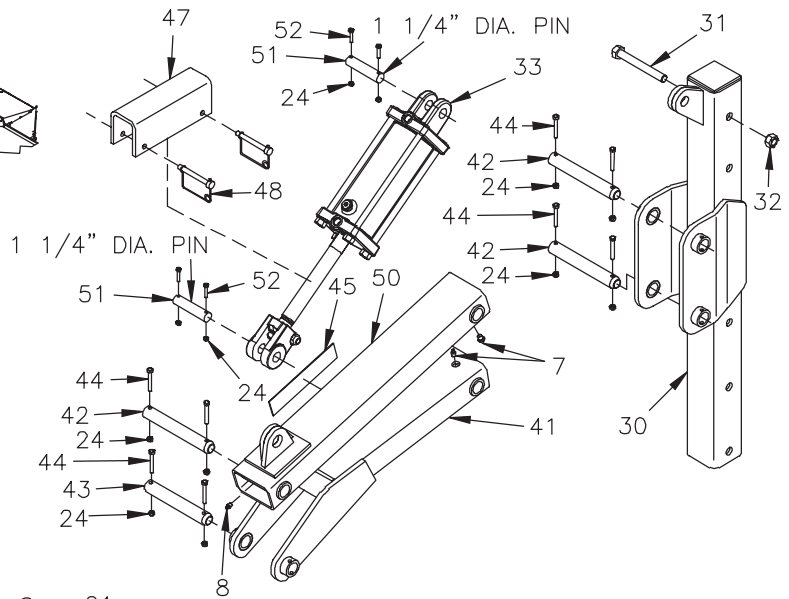
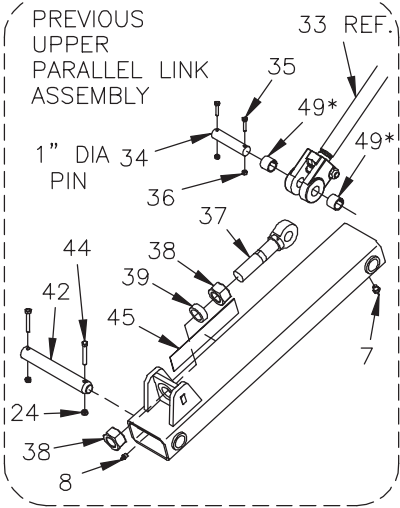
**SEC  
4**

# HINIKER 5600 SERIES WINDROW SHREDDER

## FRONT RIGHT CASTER WHEEL ASSEMBLY

FRONT RIGHT  
CASTER WHEEL

\*CONVERTS CYLINDER CLEVIS  
HOLE FROM 1 1/4" DIA. TO 1" DIA.



SERIAL#  
5630-0014-103  
& LOWER

SERIAL#  
5630-0015-104  
& HIGHER

SEC  
4

DWG. NO. 6515

## HINIKER 5600 SERIES WINDROW SHREDDER

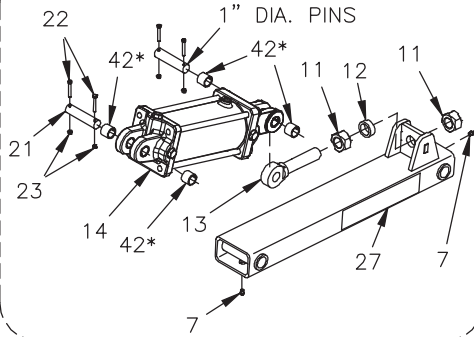
REF. NO.	PART NUMBER	DESCRIPTION	QTY.	REF. NO.	PART NUMBER	DESCRIPTION	QTY.
1	79202854	Front Caster Frame Weldment	1	30	79202849	Front Wheel Mount Weldment	1
2	80305815	Bearing Race	1	31	950-001-152	Hex Head Cap Screw 3/4-10 x 6 Gr. 5	5
3	79202871	Front Mast Press Assembly (Includes Item 40)	1	32	034-05173	Uni-Torque Lock Nut 3/4-10 Gr. B	5
4	80305813	Large Washer	1	33	80306114	Hydraulic Cylinder 4 x 8 (See Sec 4 Page 32)	1
5	80305812	Belleville Washer	8	34	80305689	Pin 1 Inch Diameter	2
6	951-001-023	Hex Nut 1-12 UNF	2	35	031-06007	Hex Head Cap Screw 1/4-20 x 1 1/4 Gr. 5	4
7	955-001-002	Grease Fitting 1/4-28 NPT	3	36	951-005-089	2-Way Lock Nut 1/4-20 Gr. A	8
8	203-50000	45° Grease Fitting 1/4-28 NPT	2	37	850-002-503	Eye Bolt 1 1/4-7	1
9	952-004-030	Bushing Machine 1 3/8 x 2 1/8 x .075	6	38	951-001-022	Hex Nut 1 1/4-7	2
10	80504619	Hub Assembly (Includes Items 15-18)	1	39	80305808	Spacer	1
11	80504668	Tire & Rim Assy 11Lx15-10 Ply (Includes Items 12-14)	1	40	80305814	Composite Bearing	2
12	80504669	Tire 11Lx15-10 Ply Stub Guard	1	41	79202845	Lower Link Weldment	1
13	845-001-013	10LB x 15 Rim (6 Bolt)	1	42	79202831	Pin	3
14	850-001-396	Tire Valve	1	43	79202907	Pin	1
15	803-001-200	Bearing	2	44	950-001-098	Hex Head Cap Screw 5/16-18 x 2 1/4 Gr. 5	8
16	80504620	Hub Weldment	1	45	850-001-305	Tape-Red Reflector	1
17	80504616	Spacer	1	46	79202890	Front Caster Wheel Sub-Assy (Includes Items 1-8)	1
18	950-011-006	Wheel Bolt 1/2-20 UNF x 1 1/2	6	47	79202747	Cylinder Stop	1
19	951-005-071	Hex Jam Nut 1 3/8-12	1	48	79202948	Tab Lock Pin 3/8 x 3	2
20	80504621	Spindle Weldment	1	49	81004351	Bushing	4
21	79202838	Caster Wheel Pin	1	50	79203154	Upper Parallel Link Weldment	1
22	79202795	Bushing	1	51	79203153	Pin 1 1/4" Diameter	2
23	79202771	Compression Spring	1	52	950-001-095	Hex Head Cap Screw 5/16-18 x 1 3/4 Gr. 5	4
24	951-005-064	2-Way Nut Lock 5/16-18	15	53	031-06006	Hex Head Cap Screw 1/4-20 x 1 Gr. 5	4
25	031-06063	Hex Head Cap Screw 5/16-18 x 3 Gr. 5	1	54	030-16042	Carriage Bolt 5/16-18 x 1 Gr. 5	2
26	79202825	Latch	1	55	79203233	Bottom Caster Frame Weldment	1
27	623011	Lynch Pin 5/16 x 2 3/4	1	56	79203234	Top Mast Press Assembly (Includes Item 40)	1
28	79202725	Light Bracket	1	57	79203232	Front Caster Wheel Sub Assembly	1
29	36100001	Implement Light RH Assembly	1				

**SEC 4**

# HINIKER 5600 SERIES WINDROW SHREDDER

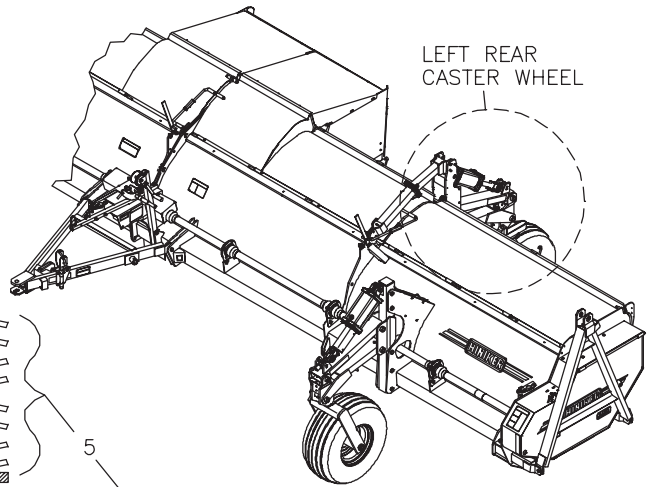
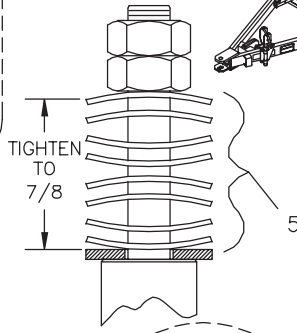
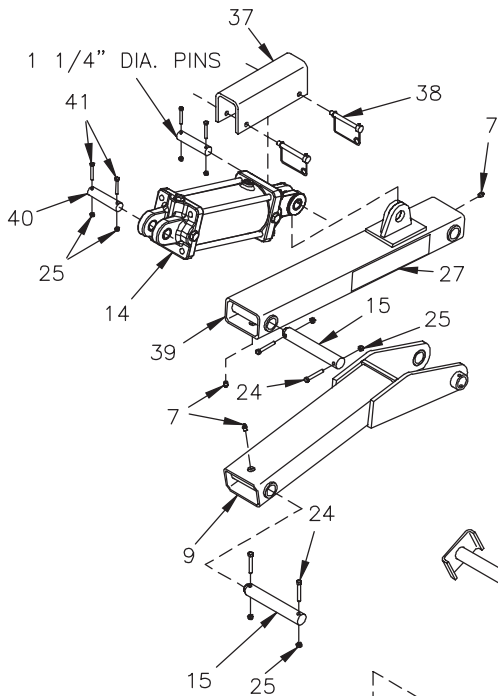
## REAR LEFT CASTER WHEEL ASSEMBLY

PREVIOUS UPPER PARALLEL LINK ASSY

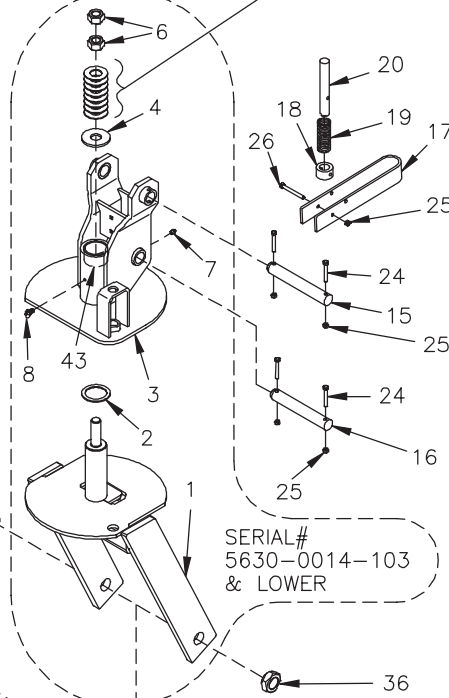


\*CONVERTS CYLINDER CLEVIS HOLE FROM 1 1/4 DIA. TO 1" DIA.

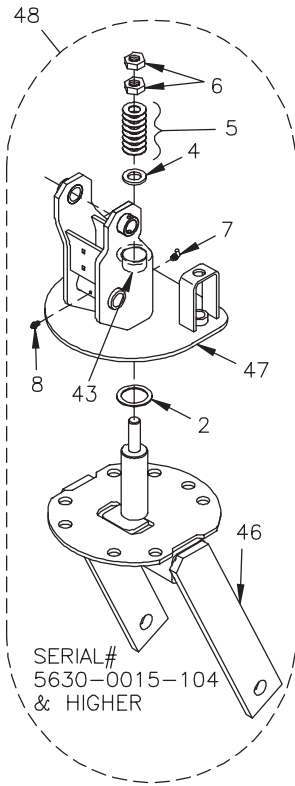
SEC 4



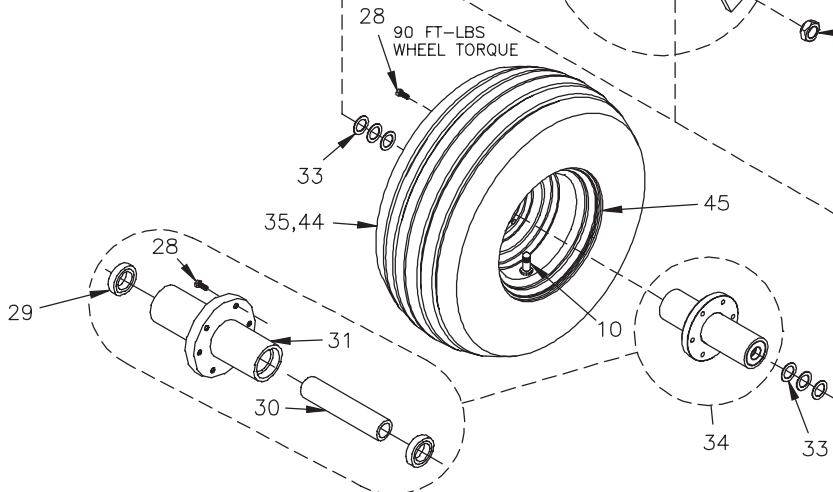
LEFT REAR CASTER WHEEL



SERIAL# 5630-0014-103 & LOWER



SERIAL# 5630-0015-104 & HIGHER



DWG. NO. 6516

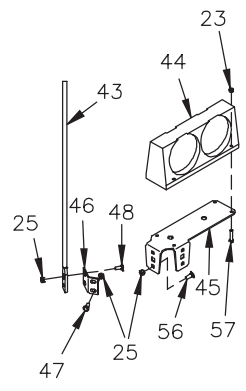
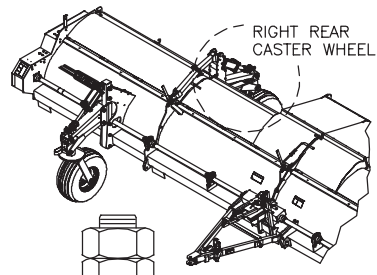
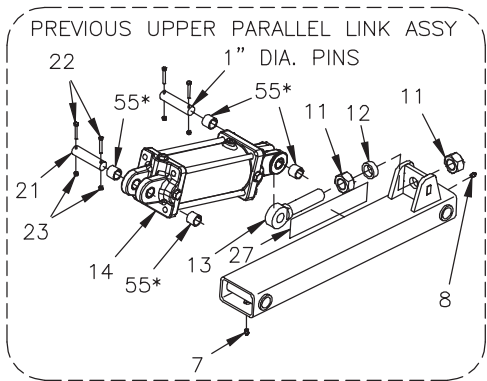
**HINIKER 5600 SERIES WINDROW SHREDDER**

REF. NO.	PART NUMBER	DESCRIPTION	QTY.	REF. NO.	PART NUMBER	DESCRIPTION	QTY.
1	79202855	Rear Left Caster Frame Weldment	1	25	951-005-064	2-Way Lock Nut 5/16-18	13
2	80305815	Bearing Race	1	26	031-06063	Hex Head Cap Screw 5/16-18 x 3 Gr. 5	1
3	79202871	Mast Press Assembly (Includes Item 43)	1	27	850-001-285	Tape-Yellow Reflector	1
4	80305813	Large Washer	1	28	950-011-006	Wheel Bolt 1/2-20 UNF x 1 1/2	6
5	80305812	Belleville Washer	8	29	803-001-200	Bearing	2
6	951-001-023	Hex Nut 1-12 UNF	2	30	80504616	Spacer	1
7	955-001-002	Grease Fitting 1/4-28 NPT	4	31	80504620	Hub Weldment	1
8	203-50000	45° Grease Fitting 1/4-28 NPT	1	32	80504621	Spindle Weldment	1
9	79202845	Lower Link Weldment	1	33	952-004-030	Bushing Machine 1 13/32 x 2 1/8 x .075	6
10	850-001-396	Tire Valve	1	34	80504619	Hub Assembly (Includes Items 28-31)	1
11	951-001-022	Hex Nut 1 1/4-7	2	35	80504668	Tire & Rim Assy 11Lx15 10 Ply (Includes Items 44-46)	1
12	80305808	Spacer	1	36	951-005-071	Hex Jam Nut 1 3/8-12	1
13	850-002-503	Eye Bolt 1 1/4-7	1	37	79202747	Cylinder Stop	1
14	80305385	4 3/4 x 8 Cylinder (See Sec 4 Page 31)	1	38	79202948	Tab Lock Pin 3/8 x 3	2
15	79202831	Pin	3	39	79203154	Upper Parallel Link Weldment	1
16	79202907	Pin	1	40	79203153	Cylinder Pin 1 1/4" Diameter	2
17	79202825	Latch	1	41	950-001-095	Hex Head Cap Screw 5/16-18 x 1 3/4 Gr. 5	4
18	79202795	Bushing	1	42	81004351	Bushing	4
19	79202771	Compression Spring	1	43	80305814	Composite Bearing	2
20	79202838	Caster Wheel Pin	1	44	80504669	Tire 11Lx15-10 Ply Stubble Guard	1
21	80305689	Pin 1" Diameter	2	45	845-001-013	10Lb x 15 Rim (6 Bolt)	1
22	031-06007	Hex Head Cap Screw 1/4-20 x 1 1/4 Gr. 5	4	46	79203233	Bottom Caster Frame Weldment	1
23	951-005-089	2-Way Lock Nut 1/4-20	4	47	79203234	Top Mast Press Assembly (Includes Item 43)	1
24	950-001-098	Hex Head Cap Screw 5/16-18 x 2 1/4 Gr. 5	8	48	79203232	Caster Wheel Assembly	1

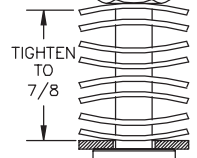
**SEC  
4**

# HINIKER 5600 SERIES WINDROW SHREDDER

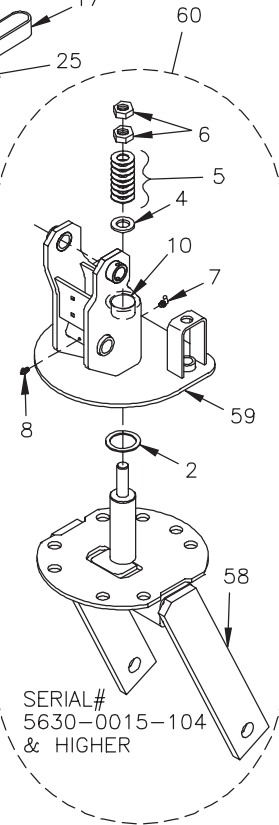
## REAR RIGHT CASTER WHEEL ASSEMBLY



\*CONVERTS CYLINDER CLEVIS HOLE FROM 1 1/4" DIA. TO 1" DIA.

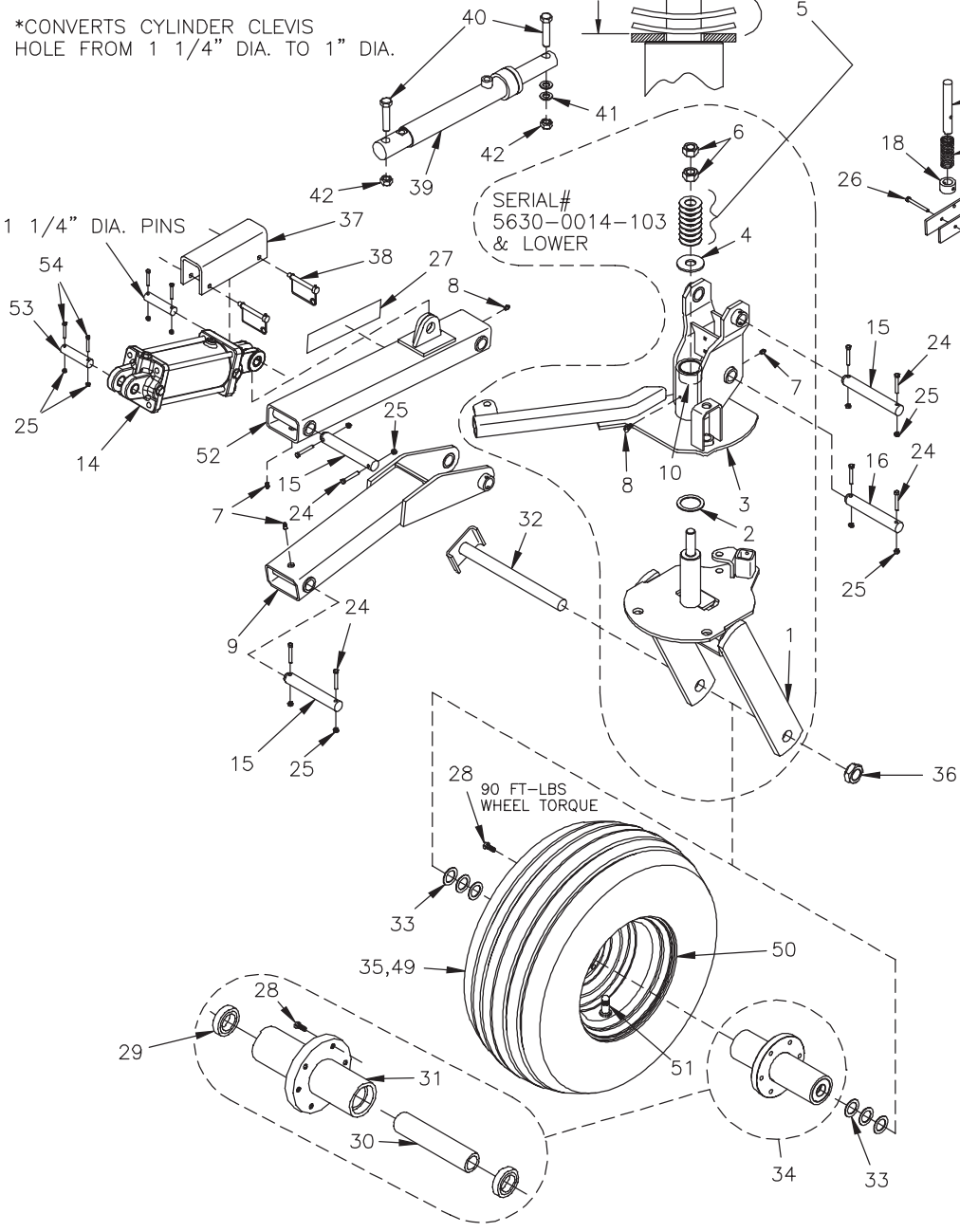


SERIAL# 5630-0014-103 & LOWER



SERIAL# 5630-0015-104 & HIGHER

SEC 4



90 FT-LBS WHEEL TORQUE

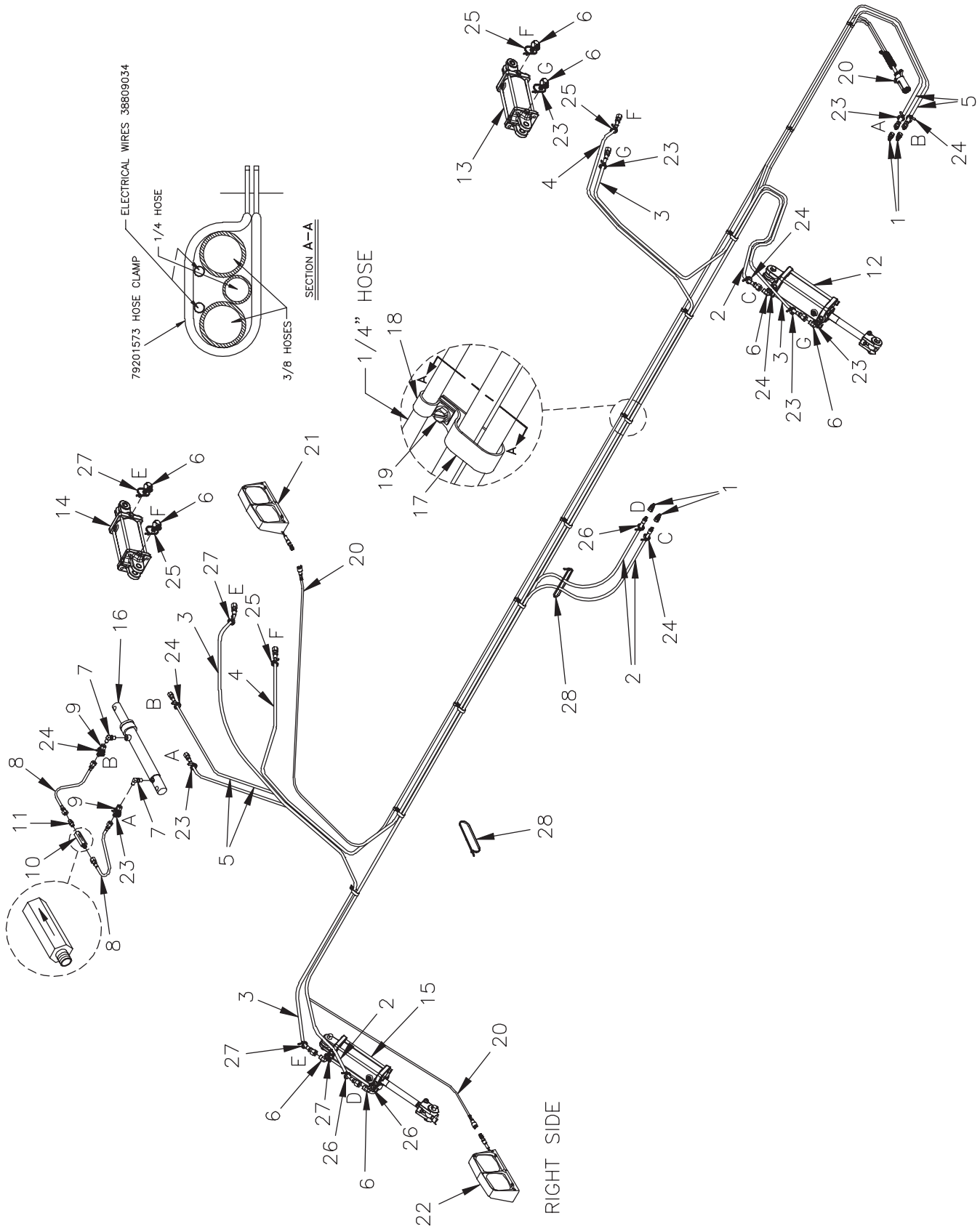
## HINIKER 5600 SERIES WINDROW SHREDDER

REF. NO.	PART NUMBER	DESCRIPTION	QTY.	REF. NO.	PART NUMBER	DESCRIPTION	QTY.
1	79202873	Rear Right Caster Frame Weldment	1	31	80504620	Hub Weldment	1
2	80305815	Bearing Race	1	32	80504621	Spindle Weldment	1
3	79202856	Rear Right Mast Press Assembly (Includes Item 10)	1	33	952-004-030	Bushing Machine 1 13/32 x 2 1/8 x .075	6
4	80305813	Large Washer	1	34	80504619	Hub Assembly (Includes Items 28-31)	1
5	80305812	Belleville Washer	8	35	80504668	Tire & Rim Assy 11Lx15 10 Ply (Includes Items 49-51)	1
6	951-001-023	Hex Nut 1-12 UNF	2	36	951-005-071	Hex Jam Nut 1 3/8-12	1
7	955-001-002	Grease Fitting 1/4-28 NPT	3	37	79202747	Cylinder Stop	1
8	203-50000	45° Grease Fitting 1/4-28 NPT	2	38	79202948	Tab Lock Pin 3/8 x 3	2
9	79202845	Lower Link Weldment	1	39	25012046	1 3/4 x 10 DA Cylinder (See Sec 4 Page 33)	1
10	80305814	Composite Bearing	2	40	950-001-174	Hex Head Cap Screw 3/4-10 x 3 1/2 Gr. 5	2
11	951-001-022	Hex Nut 1 1/4-7	2	41	952-002-008	Flat Washer 3/4 WRT	2
12	80305808	Spacer	1	42	034-05173	Uni-Torque Lock Nut 3/4-10 Gr. B	2
13	850-002-503	Eye Bolt 1 1/4-7	1	43	25010118	Blade Guide Red	1
14	80305384	4 1/2 x 8 Cylinder (See Sec 4 Page 32)	1	44	36100000	Light, Implement, LH Assembly	1
15	79202831	Pin	3	45	79202725	Light Bracket	1
16	79202907	Pin	1	46	79203026	Marker Bracket	1
17	79202825	Latch	1	47	950-001-113	Hex Head Cap Screw 5/16-18 x 3/4 Gr. 5	2
18	79202795	Bushing	1	48	030-16041	Carriage Bolt 5/16-18 x 3/4 Gr. 5	2
19	79202771	Compression Spring	1	49	80504669	Tire 11Lx15-10 Ply Stubble Guard	1
20	79202838	Caster Wheel Pin	1	50	845-001-013	10Lb x 15 Rim (6 Bolt)	1
21	80305689	Pin 1 " Diameter	2	51	850-001-396	Tire Valve	1
22	031-06007	Hex Head Cap Screw 1/4-20 x 1 1/4 Gr. 5	4	52	79203154	Upper Parallel Link Weldment	1
23	951-005-089	2-Way Lock Nut 1/4-20	8	53	79203153	Cylinder Pin 1 1/4" Diameter	2
24	950-001-098	Hex Head Cap Screw 5/16-18 x 2 1/4 Gr. 5	8	54	950-001-095	Hex Head Cap Screw 5/16-18 x 1 3/4 Gr. 5	4
25	951-005-064	2-Way Lock Nut 5/16-18	19	55	81004351	Bushing	4
26	031-06063	Hex Head Cap Screw 5/16-18 x 3 Gr. 5	1	56	030-16042	Carriage Bolt 5/16-18 x 1 Gr. 5	2
27	850-001-305	Tape-Red Reflector	1	57	031-06006	Hex Head Cap Screw 1/4-20 x 1 Gr. 5	4
28	950-011-006	Wheel Bolt 1/2-20 UNF x 1 1/2	6	58	79203233	Bottom Caster Frame Weldment	1
29	803-001-200	Bearing	2	59	79203234	Top Mast Press Assembly (Includes Item 10)	1
30	80504616	Spacer	1	60	79203232	Caster Wheel Sub Assembly	1

**SEC 4**

HYDRAULIC/ELECTRICAL OVERVIEW  
SERIAL# 5630-0001-100 TO 5630-0014-103

SECTION 4





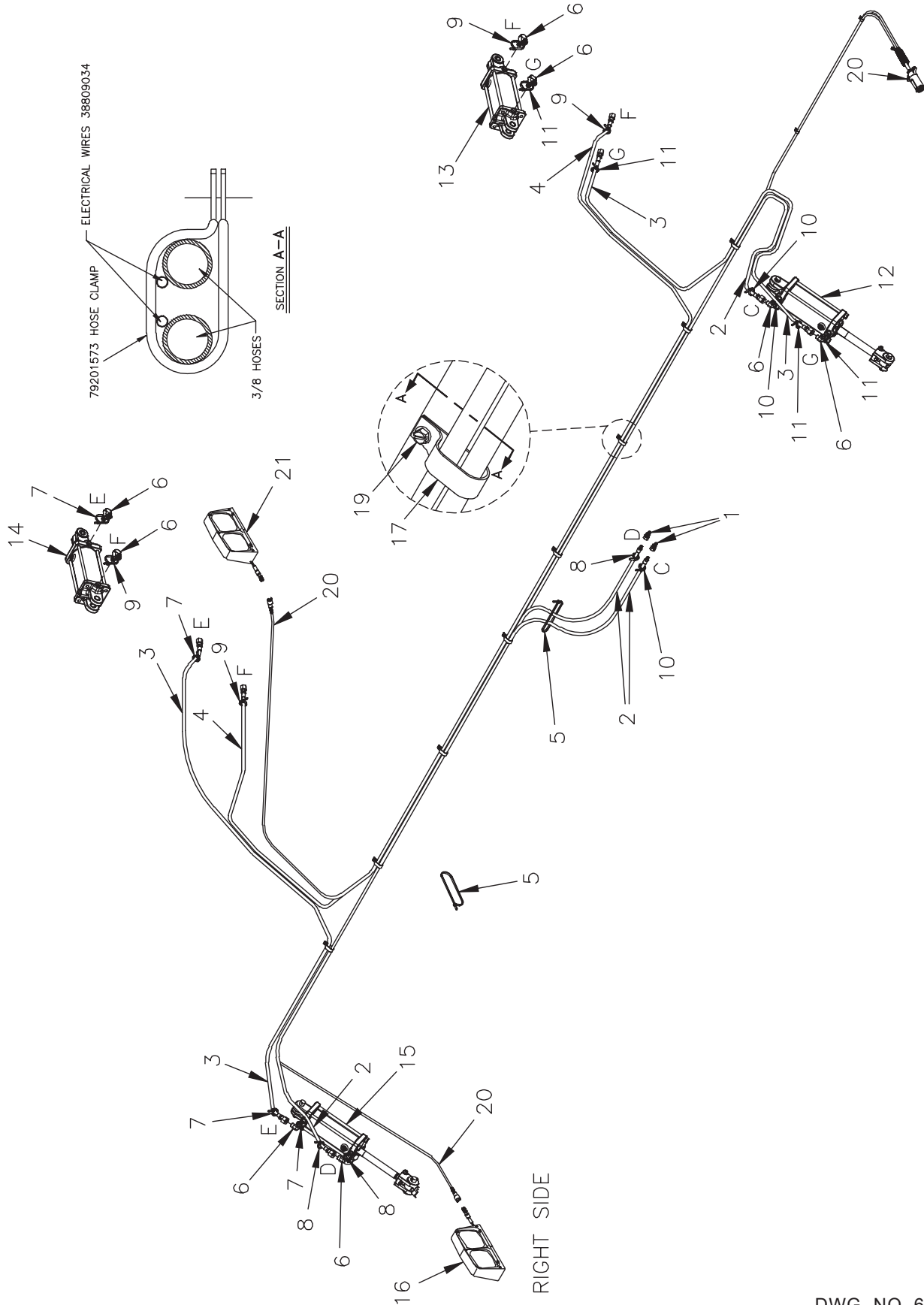
**HINIKER 5600 SERIES WINDROW SHREDDER**

REF. NO.	PART NUMBER	DESCRIPTION	QTY.	REF. NO.	PART NUMBER	DESCRIPTION	QTY.
1	956-008-036	Connector ISO Male Hydraulic 3/4 ORB	4	15	80306114	Hydraulic Cylinder 4 x 8 (See Sec 4 Page 32)	1
2	957-028-003	Hose Assembly 3/8 x 318"	2	16	25012046	DA Cylinder 1 3/4 x 10 (See Sec 4 Page 33)	1
3	957-001-029	Hose Assembly 3/8 x 156"	2	17	79201573	Hose Clamp	8
4	957-001-092	Hose Assembly 3/8 x 324"	1	18	79202367	Hose Clamp	11
5	957-029-002	Hose Assy 1/4 x 468"	2	19	950-005-015	Hex Washer Head Self Tapping Screw 1/4-14 x 3/4	10
6	956-005-001	90° Elbow Fitting	8	20	38809034	Lighting Harness 30' Windrow	1
7	956-005-025	90° Straight Thread Restrictor 9/16 x 9/16	2	21	36100000	Implement Light LH Assembly	1
8	957-022-010	Hose Assembly 1/4 x 18"	2	22	36100001	Implement Light RH Assembly	1
9	956-007-010	Tee Fitting	2	23	921-001-487	Red Cable Tie	7
10	79202946	Pressure Reducing Valve	1	24	921-001-488	Yellow Cable Tie	6
11	206-01024	37° Flare ORB	1	25	921-001-489	Blue Cable Tie	4
12	80305383	Cylinder 5 x 8 (See Sec 4 Page 31)	1	26	921-001-490	Green Cable Tie	3
13	80305385	Cylinder 4 3/4 x 8 (See Sec 4 Page 31)	1	27	921-001-491	Gray Cable Tie	4
14	80305384	Cylinder 4 1/2 x 8 (See Sec 4 Page 32)	1	28	921-001-144	14" Plastic Cable Tie	A/R

**SEC  
4**

HYDRAULIC/ELECTRICAL OVERVIEW  
SERIAL# 5630-0015-104 AND HIGHER

SECTION 4



DWG. NO. 6765

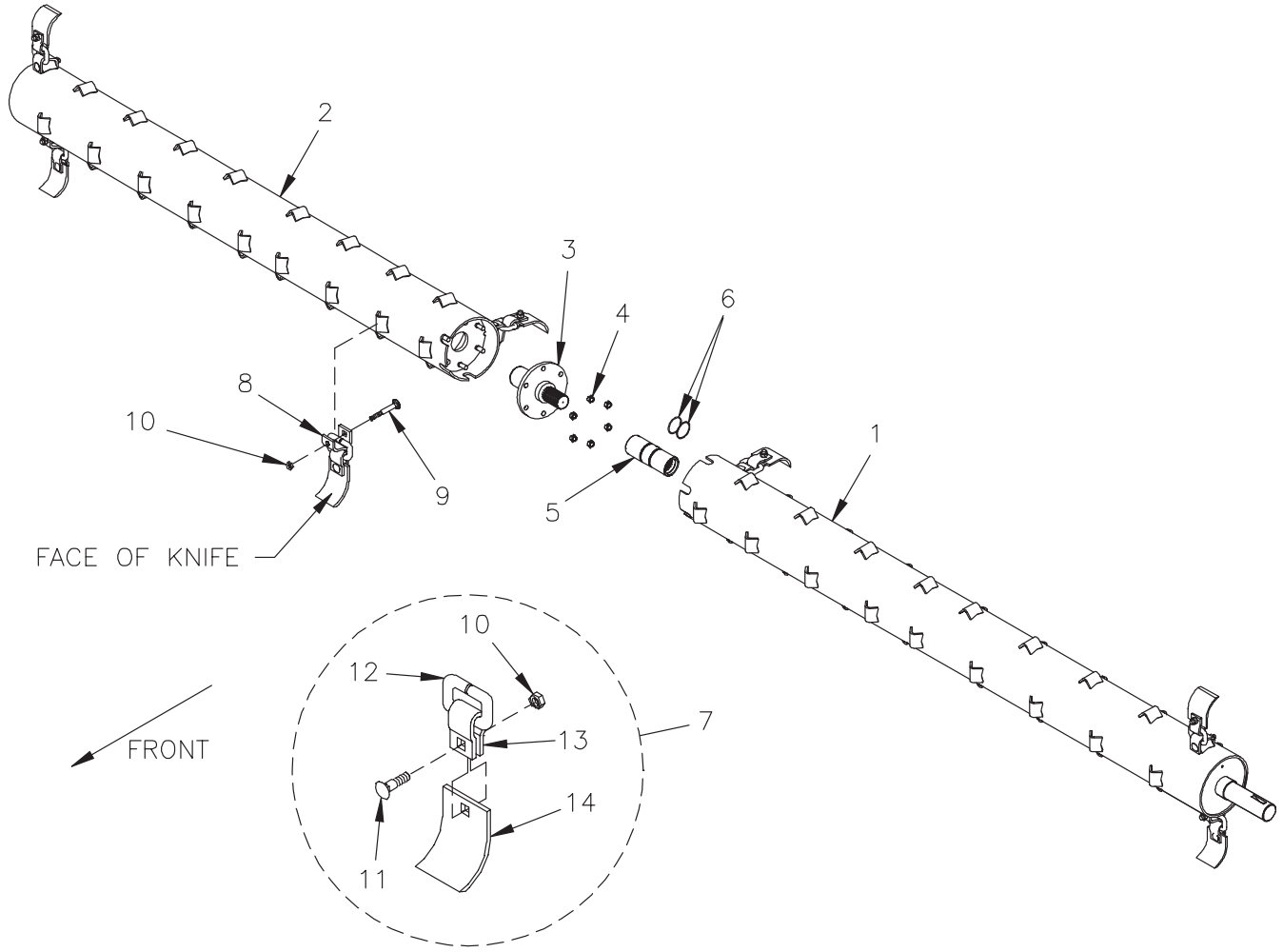
**HINIKER 5600 SERIES WINDROW SHREDDER**

REF. NO.	PART NUMBER	DESCRIPTION	QTY.	REF. NO.	PART NUMBER	DESCRIPTION	QTY.
1	956-008-036	Connector ISO Male Hyd 3/4 ORB	4	12	80305383	5 x 8 Cylinder (See Sec 4 Page 31)	1
2	957-028-003	Hose Assembly 3/8 x 318"	2	13	80305385	4 3/4 x 8 Cylinder (See Sec 4 Page 31)	1
3	957-001-029	Hose Assembly 3/8 x 156"	2	14	80305384	4 1/2 x 8 Cylinder (See Sec 4 Page 32)	1
4	957-001-092	Hose Assembly 3/8 x 324"	1	15	80306114	4 x 8 Hyd Cylinder (See Sec 4 Page 32)	1
5	921-001-144	14" Plastic Cable Tie	A/R	16	36100001	Light, Implement, Rh Assembly	1
6	956-005-001	Fitting Elbow 90°	8	17	79201573	Hose Clamp	14
7	921-001-491	Gray Cable Tie	4	18	79202367	Hose Clamp	3
8	921-001-490	Green Cable Tie	3	19	950-005-015	Self Tapping Screw 1/4-14 x 3/4 Hex W Head	17
9	921-001-489	Blue Cable Tie	4	20	38809034	Harness Lighting 30' Windrow	1
10	921-001-488	Yellow Cable Tie	6	21	36100000	Light, Implement, Lh Assembly	1
11	921-001-487	Red Cable Tie	7				

**SEC  
4**

LH CUP KNIFE ASSEMBLY

SEC 4

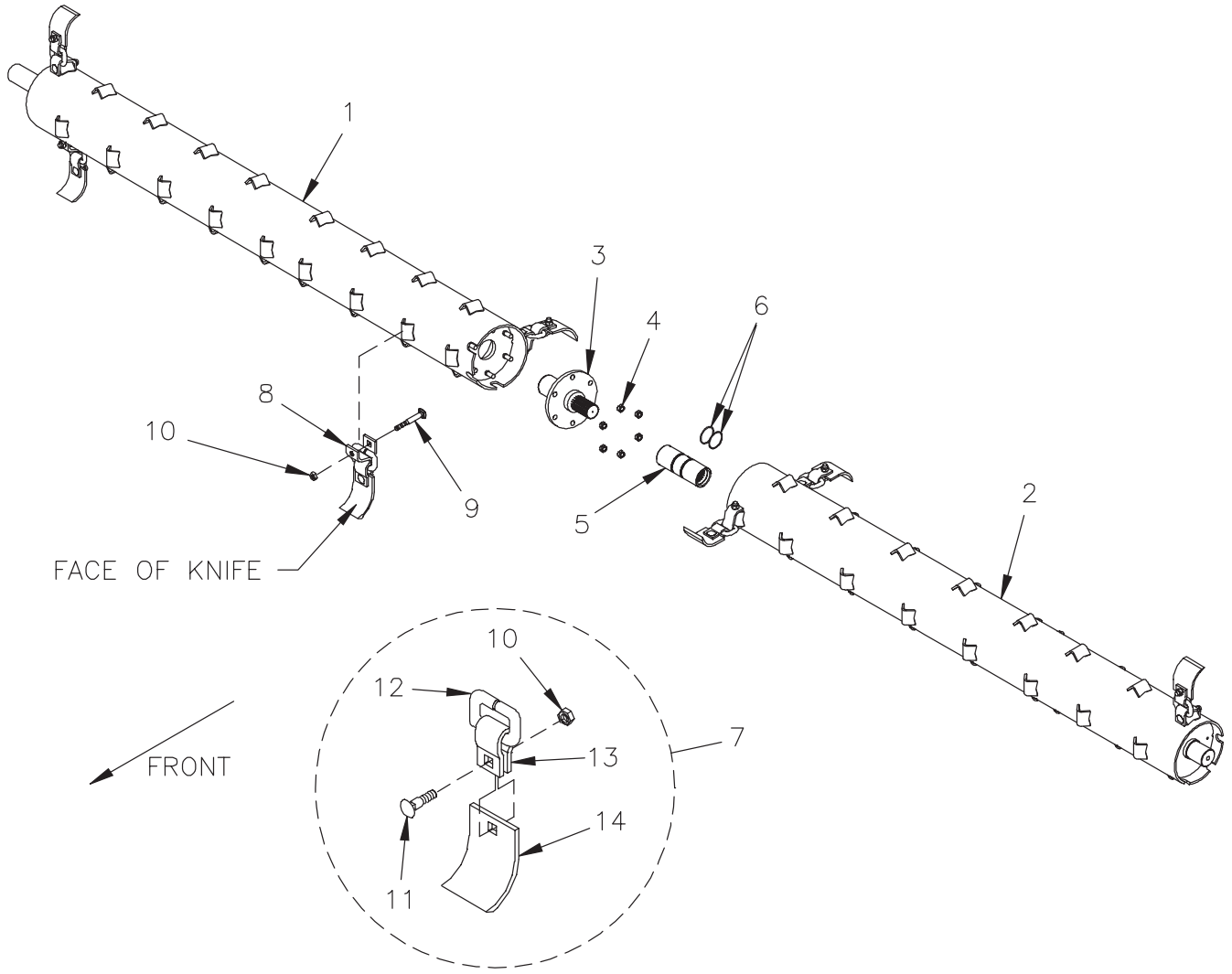


DWG. NO. 6513

REF. NO.	PART NUMBER	DESCRIPTION	QTY.	REF. NO.	PART NUMBER	DESCRIPTION	QTY.
1	79203199	LH Outer Rotor Assembly	1	79203350	3" Cup Knife Assy Hard Surface (Includes Items 10-14)	72	
	79203359	LH Outer Rotor Assembly Hard Surfaced Knives	1	8	000-65141	Knife Pivot	72
2	79202896	LH Inner Rotor Assembly	1	9	030-16139	Carriage Bolt 1/2-13 x 3 1/4	72
	79203360	LH Inner Rotor Assembly Hard Surfaced Knives	1	10	034-05170	Lock Nut Stover 1/2-13	144
3	79202889	Rotor Shaft Weldment	2	11	030-16132	Carriage Bolt 1/2-13 x 1 1/2 Gr. 5	72
4	951-003-004	Nut-Nylon Insert 1/2-20	12	12	000-65144	Square Ring	72
5	79202868	Coupler, Case Hardened	1	13	000-65227	Knife Hanger	72
6	394-002-115	O-Ring #139-70 Buna-N	2	14	79201431	3" Cup Knife	72
7	79201437	3" Cup Knife Assembly (Includes Items 10-14)	72	79203349	3" Cup Knife Hard Surface	72	

RH CUP KNIFE ASSEMBLY

SEC 4



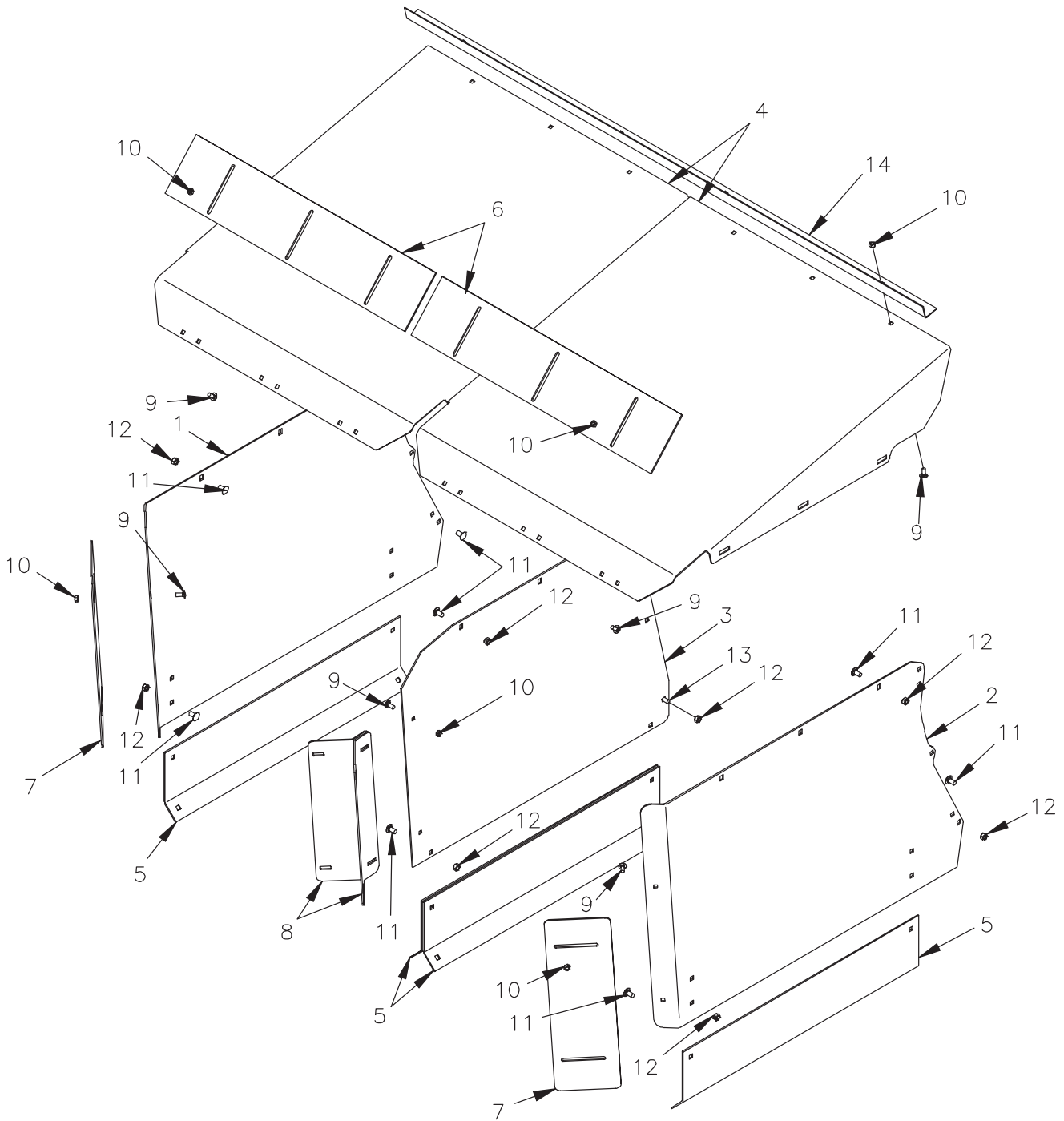
DWG. NO. 6511

REF. NO.	PART NUMBER	DESCRIPTION	QTY.	REF. NO.	PART NUMBER	DESCRIPTION	QTY.
1	79203200	RH Outer Rotor Assembly	1	79203350	3" Cup Knife Assy Hard Surface (Includes Items 10-14)	72	
	79203357	RH Outer Rotor Assembly Hard Surfaced Knives	1	8	000-65141	Knife Pivot	72
2	79202899	RH Inner Rotor Assembly	1	9	030-16139	Carriage Bolt 1/2-13 x 3 1/4	72
	79203358	RH Inner Rotor Assembly Hard Surfaced Knives	1	10	034-05170	Lock Nut Stover 1/2-13	144
3	79202889	Rotor Shaft Weldment	2	11	030-16132	Carriage Bolt 1/2-13 x 1 1/2 Gr. 5	72
4	951-003-004	Lock Nut-Nylon Insert 1/2-20	12	12	000-65144	Square Ring	72
5	79202868	Coupler, Case Hardened	1	13	000-65227	Knife Hanger	72
6	394-002-115	O-Ring #139-70 Buna-N	2	14	79201431	3" Cup Knife	72
7	79201437	3" Cup Knife Assembly (Includes Items 10-14)	72	79203349	3" Cup Knife Hard Surface	72	

# HINIKER 5600 SERIES WINDROW SHREDDER

## WINDROW PACKAGE

**SEC 4**

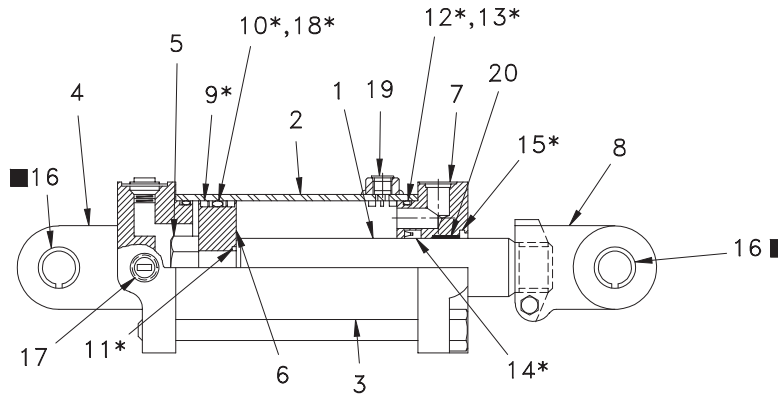


DWG. NO. 6509

REF. NO.	PART NUMBER	DESCRIPTION	QTY.	REF. NO.	PART NUMBER	DESCRIPTION	QTY.
1	79202941	LH Deflector	1	8	79202844	Center Deflector	2
2	79202942	RH Deflector	1	9	030-16041	Carriage Bolt 5/16-18 x 3/4 Gr. 5	16
3	79202947	Center Deflector	1	10	951-005-036	Mac Lock Nut 5/16-18	16
4	79202664	Top Cover	2	11	950-003-054	Carriage Bolt 3/8-16 x 3/4 Gr. 5 Short Shank	25
5	79201490	RH Lower Deflector	4	12	951-005-003	Mac Lock Nut 3/8-16	28
6	79202271	Top Adjustable Deflector	2	13	950-003-029	Carriage Bolt 3/8-16 x 1 Gr. 5	3
7	79202270	RH Rear Adjustable Deflector	2	14	79203070	Angled Reinforcement	1

# HINIKER 5600 SERIES WINDROW SHREDDER

## 5 X 8 CYLINDER



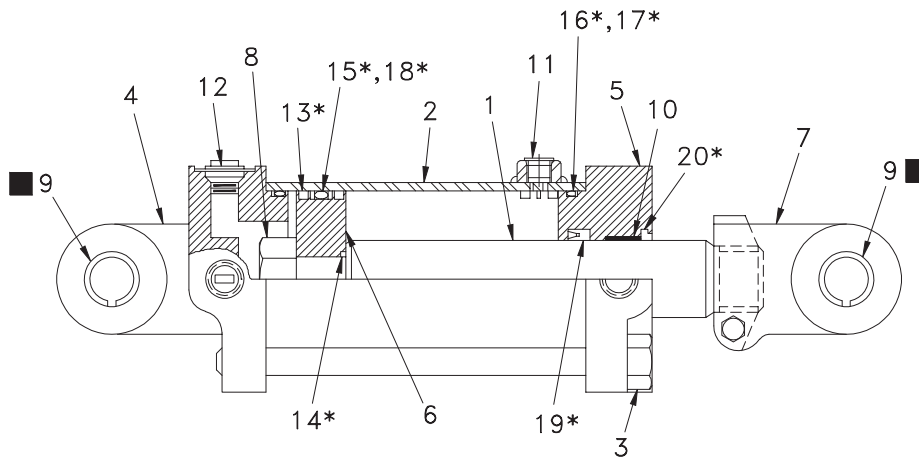
■ Use Item 16 To Convert From 1 1/4" Diameter Hole To 1" Diameter Hole.

DWG. NO. 3644A

REF. NO.	PART NUMBER	DESCRIPTION	QTY.	REF. NO.	PART NUMBER	DESCRIPTION	QTY.
1	80305480	Piston Rod	1	12		O-Ring	2
2	80305481	Tube Assembly	1	13		B/U Washer	2
3	80306225	Tierod Assembly	4	14		U-Cup	1
4	80306049	Butt	1	15		Wiper	1
5	85501744	Lock Nut	1	16	81004351	Bushing	4
6	80306465	Piston	1	17	81004514	Port Plug	3
7	80305486	Gland	1	18		Teflon Seal	1
8	80306460	Clevis Assembly	1	19	85501740	ORB Plug	1
9		Bearing Ring	2	20	80305499	Bushing	1
10		O-Ring	1		80305569	*Seal Kit (Includes Items 9, 10, 11, 12, 13, 14, 15 & 18)	0
11		O-Ring	1		80305383	Complete 5 x 8 Cylinder Assembly. BM-0465	

SECT 4

## 4 3/4 X 8 CYLINDER



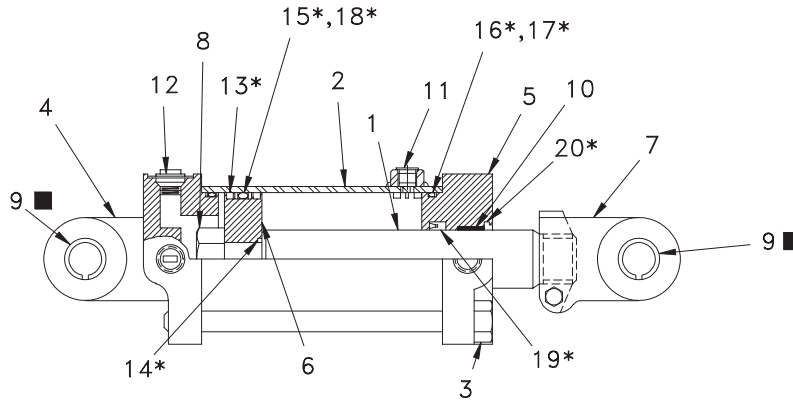
■ Use Item 9 To Convert From 1 1/4" Diameter Hole To 1" Diameter Hole.

DWG. NO. 3661A

REF. NO.	PART NUMBER	DESCRIPTION	QTY.	REF. NO.	PART NUMBER	DESCRIPTION	QTY.
1	80305480	Piston Rod	1	12	81004514	Port Plug	3
2	80305522	Tube Assembly	1	13		Bearing Ring	2
3	80306225	Tierod Assembly	4	14		O-Ring	1
4	80306050	Butt	1	15		O-Ring	1
5	80305525	Gland Assembly	1	16		O-Ring	2
6	80306463	Piston	1	17		BU-Washer	2
7	80306460	Clevis Assembly	1	18		Teflon Seal	1
8	85501744	Locknut 1-1/8 12	1	19		U-Cup	1
9	81004351	Bushing	4	20		Wiper	1
10	80305499	Bushing	1		80305570	*Seal Kit (Includes Items 13-20)	1
11	85501740	Port Plug	1		80305385	Complete 4 3/4 x 8 Cylinder Assembly BM-0234	

# HINIKER 5600 SERIES WINDROW SHREDDER

## 4 1/2 X 8 CYLINDER



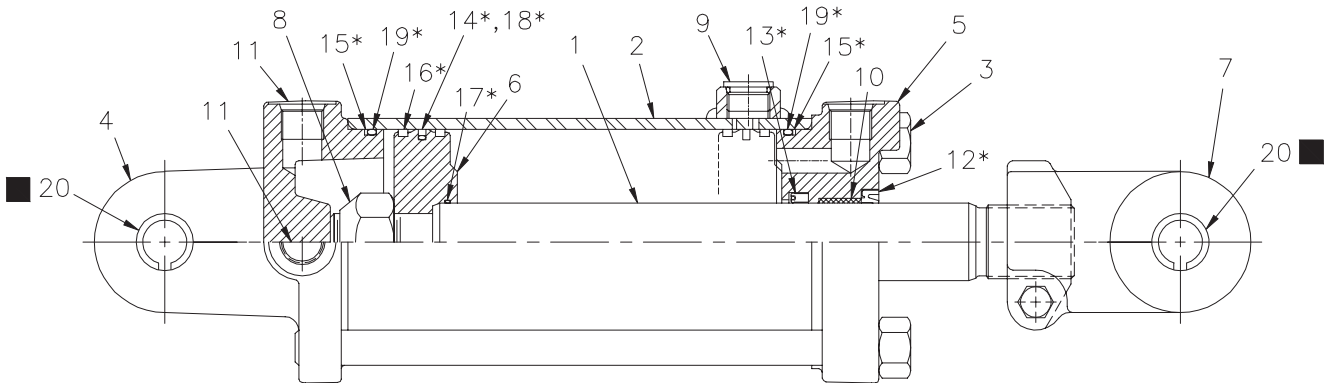
■ Use Item 9 To Convert From 1 1/4" Diameter Hole To 1" Diameter Hole.

DWG. NO. 3645A

**SEC 4**

REF. NO.	PART NUMBER	DESCRIPTION	QTY.	REF. NO.	PART NUMBER	DESCRIPTION	QTY.
1	80305500	Piston Rod	1	12	81004514	Port Plug	3
2	80305501	Tube Assembly	1	13		Bearing Ring	2
3	80306225	Tierod Assembly	4	14		O-Ring	1
4	80305774	Butt	1	15		O-Ring	1
5	85501731	Gland Assembly	1	16		O-Ring	2
6	80306461	Piston	1	17		Bu-Washer	2
7	80306460	Clevis Assembly	1	18		Teflon Seal	1
8	85501744	Locknut 1-1/8 12	1	19		U-Cup	1
9	81004351	Bushing	4	20		Wiper	1
10	85501743	DU-Bushing	1		80305571	*Seal Kit (Includes Items 13-20)	0
11	85501740	Port Plug	1		80305384	Complete 4 1/2 x 8 Cylinder Assembly Bm-0233	

## 4 X 8 CYLINDER



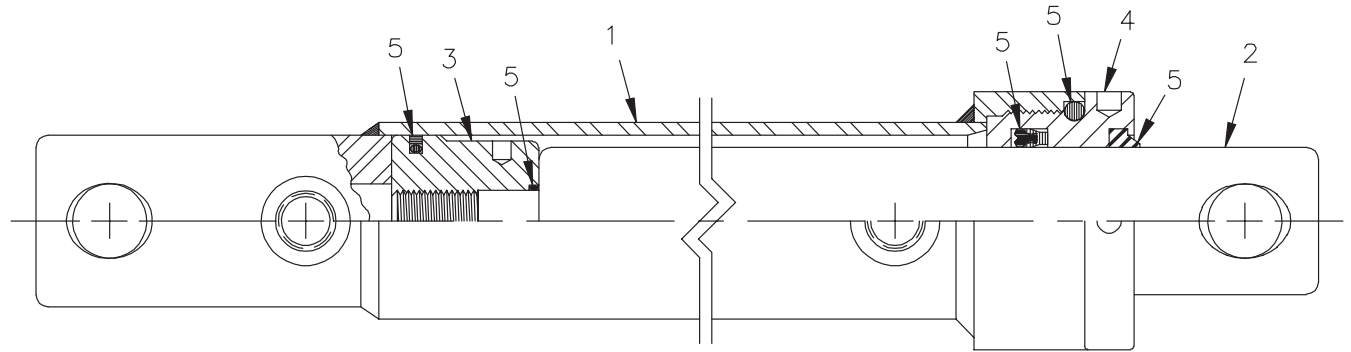
■ Use Item 20 To Convert From 1 1/4" Diameter Hole To 1" Diameter Hole.

DWG. NO. 5180A

REF. NO.	PART NUMBER	DESCRIPTION	QTY.	REF. NO.	PART NUMBER	DESCRIPTION	QTY.
1	80306188	Piston Rod	1	12		Wiper	1
2	80306189	Tube Assembly	1	13		U-Cup	1
3	850-002-683	Tierod Assembly	4	14		Teflon Seal	1
4	80306458	Butt	1	15		Backup Washer	2
5	85501729	Gland	1	16		Bearing Ring	2
6	80306457	Piston	1	17		O-Ring	1
7	85501818	Clevis Assembly	1	18		O-Ring	1
8	81004511	Locknut 1-14	1	19		O-Ring	2
9	85501740	Plug	1	20	81004351	Bushing	
10	85501742	Bushing	1		80306190	*Packing Kit (Includes Items 12-19)	
11	81004514	Port Plug 3/4-16	3		80306114	Complete 4 x 8 Cylinder Assembly BM-0464	



1 3/4 X 10 HYDRAULIC CYLINDER



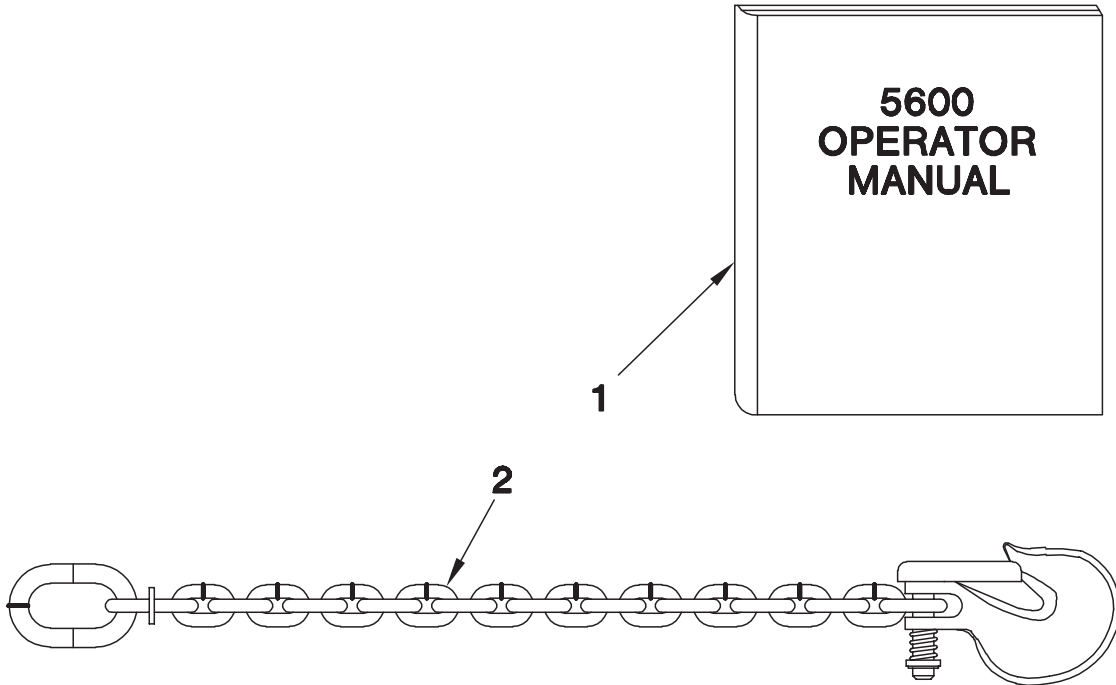
25012046 Hydraulic Cylinder

DWG. NO. 5878

REF. NO.	PART NUMBER	DESCRIPTION	QTY.	REF. NO.	PART NUMBER	DESCRIPTION	QTY.
1	25012055	Body Assembly	1	4	25012052	Rod Gland	1
2	25012054	Rod	1	5	25012088	Seal Kit	1
3	25012053	Piston	1		25012046	1 3/4 x 10 DA Cylinder	1

SECTION 4

OPERATOR MANUAL AND ACCESSORIES

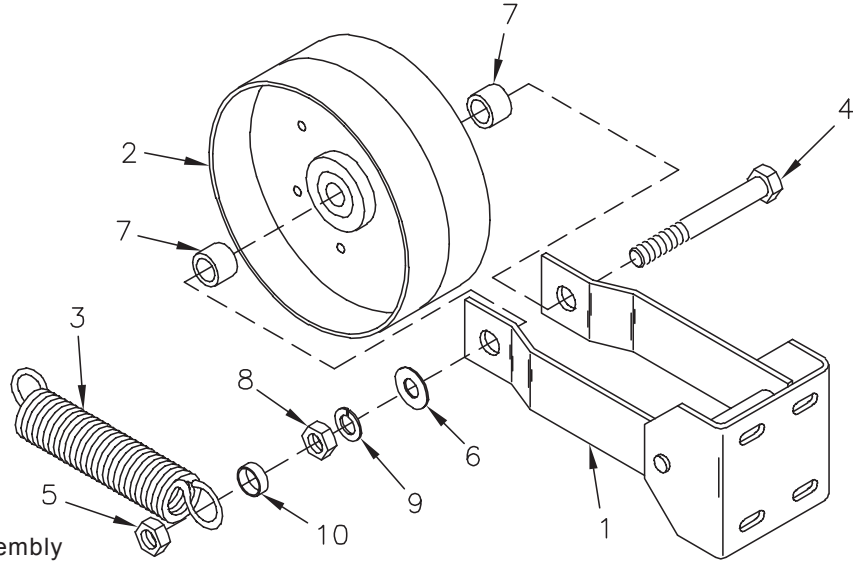


DWG. NO. 2520

REF. NO.	PART NUMBER	DESCRIPTION	QTY.	REF. NO.	PART NUMBER	DESCRIPTION	QTY.
1	79202950	5630 Operator Manual	1	2	85501539	Safety Chain 10,000 Lbs.	1

# HINIKER 5600 SERIES WINDROW SHREDDER

## IDLER ASSEMBLY



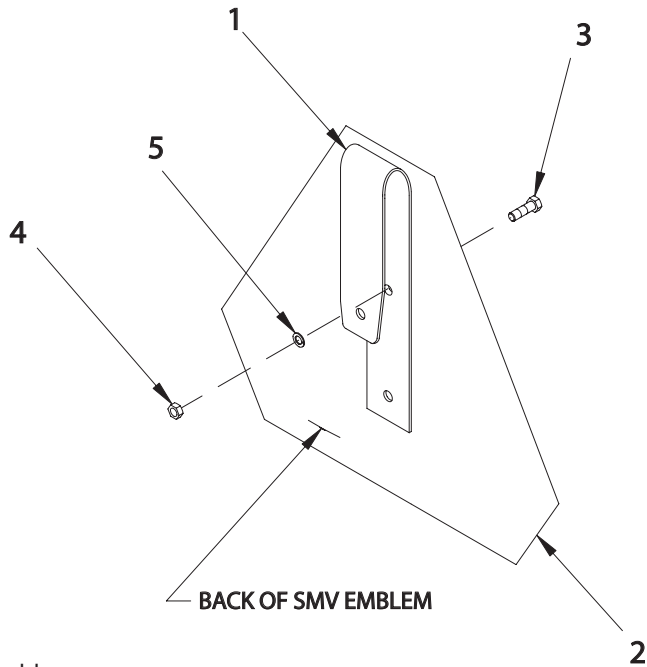
79200956 Idler Assembly

DWG. NO. 2514

SEC 4

REF. NO.	PART NUMBER	DESCRIPTION	QTY.	REF. NO.	PART NUMBER	DESCRIPTION	QTY.
1	79200955	Idler Weldment	1	7	400-10466	Spacer	2
2	51599031	8" Idler Pulley	1	8	951-001-009	Hex Nut 3/4-10	1
3	725-03047	Extension Spring	1	9	952-001-006	Lock Washer 3/4 Inch	1
4	031-06365	Hex Head Cap Screw 3/4 -10 x 5 Gr. 5	1	10	79202310	Spacer 5/16 x 3/4 Conduit	1
5	951-005-037	Lock Nut 3/4-10 2-Way	1		79200956	Complete Idler Assembly	
6	033-12013	Flat Washer 3/4 Inch	1				

## SMV SIGN ASSEMBLY

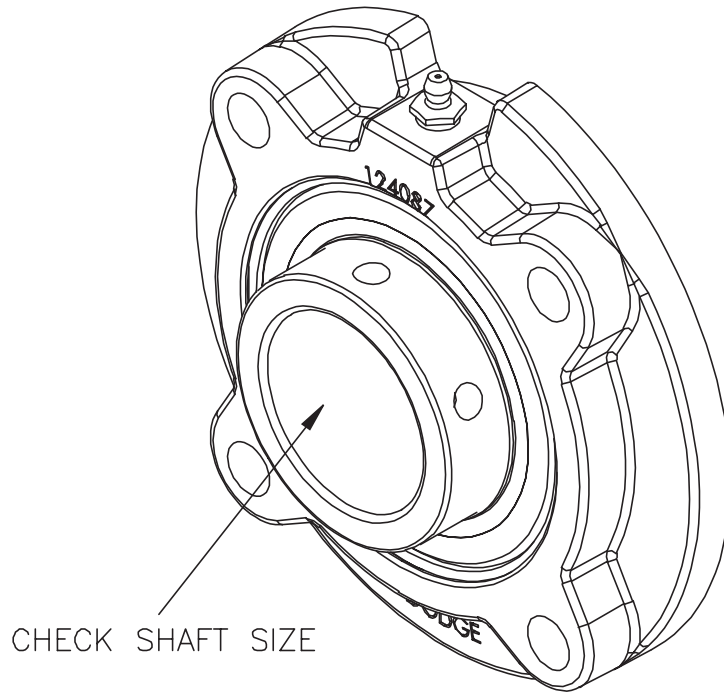


79201550 SMV Mount Assembly

DWG. NO. 2988

REF. NO.	PART NUMBER	DESCRIPTION	QTY.	REF. NO.	PART NUMBER	DESCRIPTION	QTY.
1	79201549	Mount	1	4	951-001-002	Hex Nut #10 - 24	2
2	850-001-354	SMV Emblem	1	5	033-22007	Lock Washer #10	2
3	031-10599	Machine Screw #10-24 x 1/2 Slotted Round Head	2		79201550	Complete SMV Sign Assembly	

ROTOR/AUGER CAST BEARING ASSEMBLY



ORDER BEARING

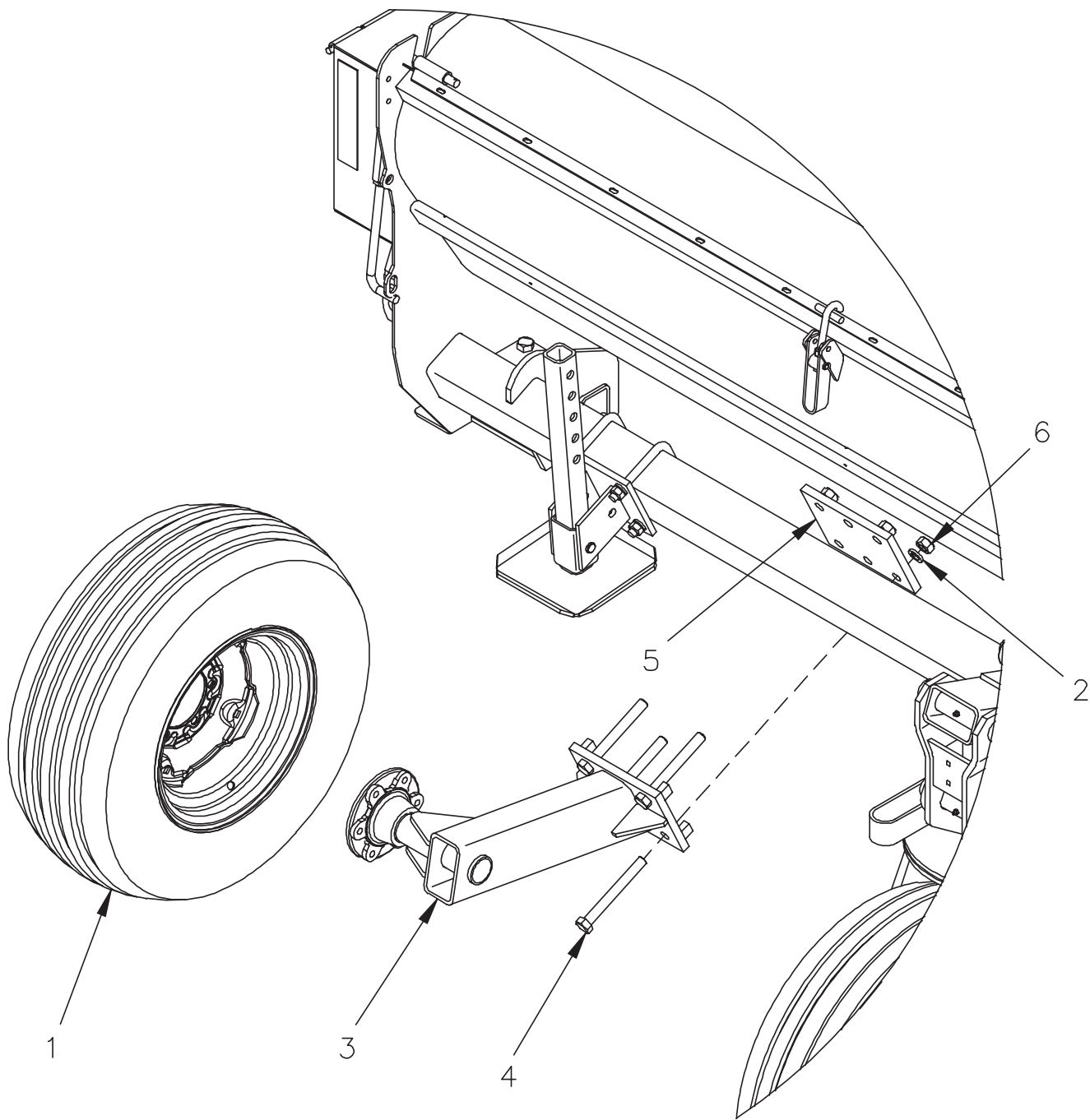
PART#	SERIAL#
79203243	5610-0409-101 & LOWER
2" SHAFT	5620-0140-100 & LOWER
	5630-0014-103 & LOWER
79203218	5610-0410-102 & HIGHER
2" SHAFT	5620-0141-101 & HIGHER
	5630-0015-104 & HIGHER

ORDER BEARING

PART#	SERIAL#
79203244	5630-0014-103 & LOWER
2 3/16" SHAFT	
79203219	5630-0015-104 & HIGHER
2 3/16" SHAFT	

REAR RIGID GAUGE WHEEL ASSEMBLY

SEC  
4



DWG. NO. 6769

REF. NO.	PART NUMBER	DESCRIPTION	QTY.	REF. NO.	PART NUMBER	DESCRIPTION	QTY.
1	79203351	Tire & Rim Assembly 9.5L x 15 12 Ply	2	4	950-001-265	Hex Head Cap Screw 3/4-10 x 6 1/2 Gr. 5	8
2	952-001-006	Lock Washer 3/4 Inch Med Split SAE	8	5	79203366	Mount Plate	2
3	79203362	Gauge Wheel Leg Assembly	2	6	951-001-009	Hex Nut 3/4-10	8

