


**WIL-RICH**  
FARM EQUIPMENT DIV.  

---

**LEAR SIEGLER, INC.**



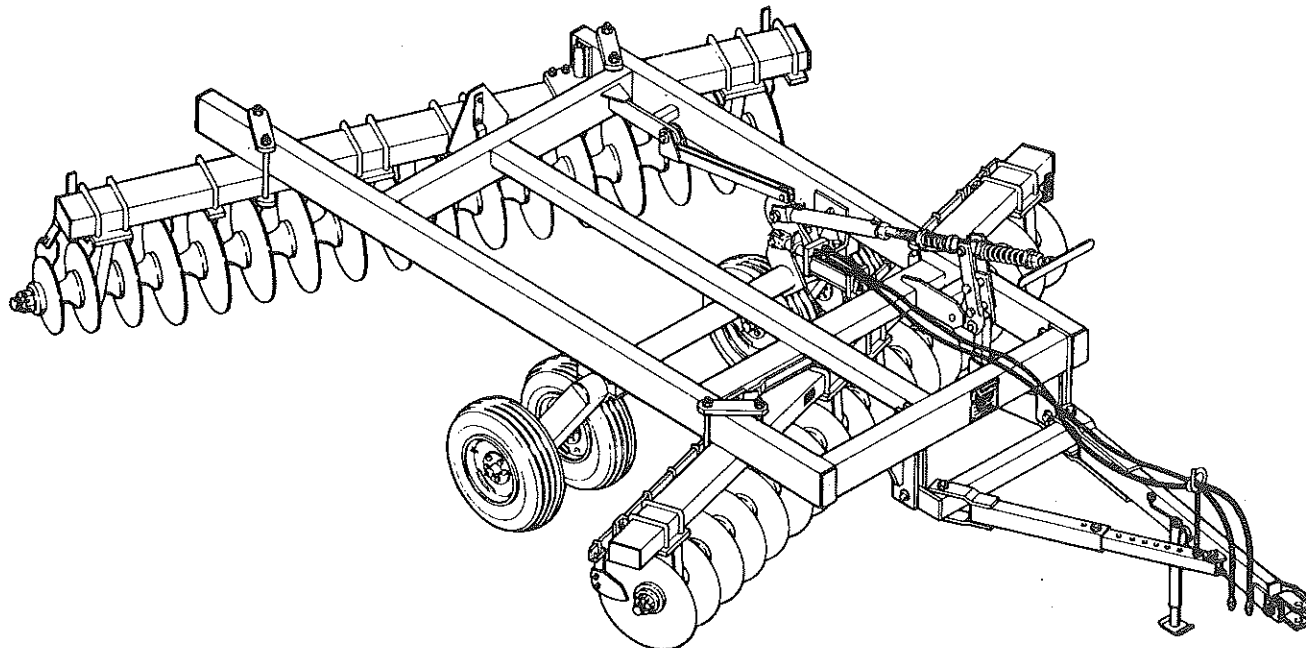
**PARTS LISTINGS IN THIS SECTION APPLY TO RPS SERIES  
BEGINNING WITH THE FOLLOWING SERIAL NUMBER 1007**

**AND**

**RPS 20 SERIAL MODELS BEGINNING WITH THE  
FOLLOWING SERIAL NUMBER 1091.**

## **PARTS CATALOG**

**RPS SERIES &  
RPS 20 SERIES  
10', 12', 14', & 16'**



**HITCH****RPS  
RPS 20**

<u>REF. NO.</u>	<u>PART NO.</u>	<u>DESCRIPTION</u>
1	24467	Hitch, Main Tube
2	24389	Hitch, Frame and Leveling Tube
3	24436	Hitch, Adjustment Tube
4	24416	Hitch, Adjustment Member
5	24484	Hitch Clevis
6	24437	Bar Type Hitch Clevis
7	24328	Hose Carrier
8	24415	Jack
9	24340	Pin, 1 3/4" dia. x 9 3/4" long
10A	24341	Pin, 1 1/4" dia. x 3-5/8" long
10B	24334	Pin 1 1/4" dia. x 4-3/8" long
11	24338	Pin, 1" dia. x 7 1/2" long
12	24335	Pin, 1" dia. x 5 1/4" long
13	24337	Pin, 1" dia. x 4-3/8" long (yellow color)
14	24304	Bolt, 1 1/4" x 8" Hex Hd. Mach.
15	88622	Nut, 1 1/4" Hex jam
16	88104	Nut, 1/2" (non lock)
17	88352	Spring clip #6
18	88303	Washer, lock, 1/2"
19	88602	Washer, flat, 1 1/4"
20	88601	Cotter Pin, 1/4" x 2" long
21	88603	Cotter Pin, 1/4" x 3" long
22	24491	Safety Chain Bracket (Optional)
23	24456	Safety Chain w/hook (Optional)
--	24019	Optional Safety Chain (Consists of bracket #24491 and safety chain #24456.)

**FRAME****RPS  
RPS 20**

<u>REF. NO.</u>	<u>PART NO.</u>	<u>DESCRIPTION</u>
1	24281	Frame for 10' RPN and RPS 20
2	24331	Frame for 12', 14' & 16' RPS and RPS 20
3	24158	Transport Lockout
4	24439	Clamp Plate (top)
5	24470	Clamp Plate (bottom)
6	24092	Pivot Base
7	24144	Pivot Pin
8	24305	RPS Gang Wrench for 1-3/4" Round Shaft
8	25762	RPS/20 Series Gang Wrench for 1-1/2" square shaft
9	24297	Pin (headless) 1" dia. x 5 1/2" long
10	24337	Pin, 1" dia. x 4-3/8" long
11	88601	Cotter Pin, 1/4" x 2" long
12	88603	Cotter Pin, 1/4" x 3" long
13	24478	U-bolt, 7/8" dia. x 8"
14	25682	Bolt, 1 1/4" - 7 x 16" long
15	88608	Bolt, 3/8" - 16 x 3" long
16	88488	Bolt, 5/16" - 18 x 2 1/4" long
17	88196	Washer, flat, 1"
18	25687	Nut 5/16" non lock
19	88341	Washer, lock, 7/8"
20	88362	Washer, lock, 3/8"
21	25686	Washer, lock, 5/16"
22	88684	Nut, 1 1/4" (non lock)
23	88371	Nut, 7/8" (non lock)
24	88103	Nut, 3/8" (non lock)

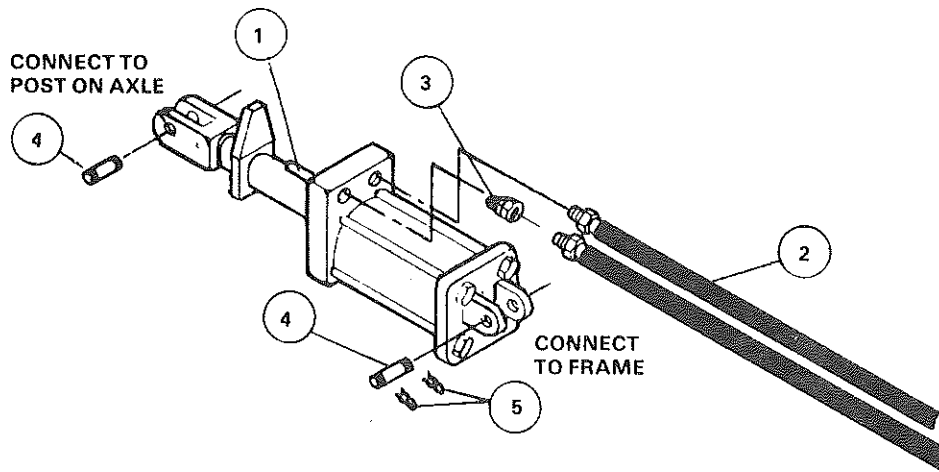
**AXLE****RPS  
RPS 20**

<u>REF. NO.</u>	<u>PART NO.</u>	<u>DESCRIPTION</u>
1	24327	Axle for 10' RPS and RPS 20
2	24176	Axle for 12', 14' & 16' RPS and RPS 20
3	24076	Axle Bearing Casting w/Zerk
4	24056	Axle Bearing Clamp
5	24079	Bearing Shim, thin
5	24132	Bearing Shim, thick
6	*24105	Spindle, 1 3/4" x 12-1/8" long
7	*24384	Seal, grease
8	*24457	Inside Bearing Cone (LM48548)
9	*10345	Outside Bearing Cone (LM67048)
10	*24298	Hub Casting with Cups and grease zerk
--	24405	Inside bearing cup (LM48510)
--	10344	Outside bearing cup (LM67010)
11	*24221	Washer, 2" O.D. x 7/8" I.D., flat
12	*24222	Castle Nut, 7/8"
13	*88607	Cotter Pin, 5/32" x 1 1/4" long
14	*11381	Dust Cap
15	24299	Wheel Rim, 15" x 8" wide, 6 bolt
16	*24385	Wheel Bolt, 1/2"
17	88600	Bolt, 3/4" - 10 x 6 1/2" (grade 5)
18	88608	Bolt, 3/8" - 16 x 3" long
19	88130	Lock Washer, 3/4"
20	88362	Lock Washer, 3/8"
21	88110	Nut, 3/4" (non lock)
22	88103	Nut, 3/8" (non lock)
23	24709	Grease Zerk, 1/4"
24	24283	1 3/4" Spindle and Hub Assembly (Consist of all parts marked by an asterisk)

**LEVELING LINKAGE****RPS  
RPS 20**

<u>REF. NO.</u>	<u>PART NO.</u>	<u>DESCRIPTION</u>
1	*24067	Leveling Screw Connector
2	*24284	1 ¼" Leveling Screw Shaft
3	*24490	Trunion
4	*24286	Leveling Screw Handle
5	24360	Level Pivot Strap
6	24014	Leveling Pivot Plate
7	24120	Leveling Connector
8	*24423	Leveling Screw Spring #2
9	*24424	Leveling Screw Spring #1
10	*24337	Pin, 1" dia. x 4-3/8" long
11	24335	Pin, 1" dia. x 5 ¼" long
12	*88472	Pin, roll, 5/16" dia. x 1 ¾" long
13	25678	Bolt, 1" - 8 x 5 ½" long
14	*25680	Washer, lock, 1"
15	88196	Washer, flat, 1"
16	*25755	Spring Stop, washer 2 ¾" O.D.
17	*88601	Cotter Pin, ¼" x 2" long
18	*88622	Nut, Jam, 1 ¼"
19	25679	Nut, 1" (non lock)
20	*24709	Grease Zerk, ¼"
	24068	Leveling Screw Assembly (consists of all parts marked by asterisk)

## HYDRAULIC CYLINDER &amp; COMPONENTS

RPS  
RPS 20

<u>REF. NO.</u>	<u>PART NO.</u>	<u>DESCRIPTION</u>
1	*24027	*Hydraulic Cylinder 4" Bore x 8" Stroke with Internal Depth Control system 3/4"-16 SAE #8 o-ring ports.
2	24062	Hydraulic Hose 3/8" x 13'0" long
3	24065	Hydraulic Fitting, 3/16" flow restrictor
4	24318	Clevis Pin 1"
5	24315	Spring Clip

\*Parts breakdown for the 24027 4" Bore x 8" Stroke Cylinder is on pages 78 & 79.

## FRONT GANGS

### ROUND GANG SHAFT COMPONENTS

## RPS ONLY

<u>REF.NO.</u>	<u>PART NO.</u>	<u>DESCRIPTION</u>
1	24028	Bearing Stand, Front Gang
2	24172	Gang Beam, 10' 0" long for 10' RPS
2	24114	Gang Beam, 12' 0" long for 12' 0" RPS
2	24112	Gang Beam, 13' 6" long for 14' 0" RPS
2	24167	Gang Beam, 15' 0" long for 16' 0" RPS
3	24239	1 3/4" dia. Gang Shaft, 72" long
3	24244	1 3/4" dia. Gang Shaft, 81 1/2" long
3	24246	1 3/4" dia. Gang Shaft, 82 1/2" long
3	24245	1 3/4" dia. Gang Shaft, 90 1/2" long
3	24230	1 3/4" dia. Gang Shaft, 93" long
3	24241	1 3/4" dia. Gang Shaft, 118" long
3	24242	1 3/4" dia. Gang Shaft, 114 1/2" long
4	24051	End Cap
5	24052	End Cap
6	24001	Spool Casting, 9" long
6	24048	Spool Casting, 10 1/2" long
7	24002	Long Bearing Spool Half for 9" spacing
7	24003	Long Bearing Spool Half for 10 1/2" spacing
8	24050	Short Bearing Spool End Casting
9	24023	Heavy Duty Gang Bearing, 2-3/16"
10	24046	Gang Shaft Bushing
11	24425	26" Blade .250, 3 1/2" Concave
11	24426	26" Blade .250, 3 1/2" Concave with cut-out
11	24443	24" Blade .250, 3" Concave
11	24440	24" Blade .250, 3" Concave with cut-out
11	24421	24" Blade .203, 3" Concave
11	24429	24" Blade .203, 3" Concave with cut-out
12	24478	8" U-bolt, 7/8"
13	88247	Bolt 1/2" - 13 x 2" long
14	24533	Washer, flat, 1 3/4" (3/4" thick x 4" O.D.)
15	25677	Washer, flat, 1 3/4"
16	88341	Washer, lock, 7/8"
17	88303	Washer, lock, 1/2"
18	24220	Nut, slotted 1 3/4"
19	88371	Nut, 7/8" (non lock)
20	88104	Nut 1/2" (non lock)
21	25683	Pin, roll, 5/16" dia. x 2-3/4" long
22	24022	Bearing Insert (can be ordered separately)

# FRONT GANGS

## SQUARE GANG SHAFT COMPONENTS

**RPS 20**  
**Series**  
**Only**

<u>REF. NO.</u>	<u>PART NO.</u>	<u>DESCRIPTION</u>
1	25769	Front Bearing for Toggle Mount Bearing
2	24172	Gang Beam, 10' 0" long
2	24114	Gang Beam, 12' 0" long
2	24112	Gang Beam, 13' 6" long
2	24167	Gang Beam, 15' 0" long
3	<del>24722</del> 25722	1-1/2" Square Gang Shaft 80-3/4" long
3	<del>24721</del> 25721	1-1/2" Square Gang Shaft 71-1/2" long
3	25725	1-1/2" Square Gang Shaft 92-3/4" long
3	25729	1-1/2" Square Gang Shaft 113-3/4" long
3	25730	1-1/2" Square Gang Shaft 117-1/4" long
4	25710	End Cap casting (2-1/4" long)
5	24190	Spring End Gang Washer
6	24447	9" Gang Spool Casting
6	25697	10-1/2" Gang Spool Casting
7	25695	Long Bearing Spool Casting for 9" Spacing
7	25696	Long Bearing Spool Casting for 10-1/2" Spacing
8	25694	Short Bearing Spool Casting
9	24306	Toggle Bearing and Casting Assembly (consists of Ref. No. 10, 11, 12 & 13)
10	24155	Toggle Bearing Casting
11	24008	Toggle Bearing Washer
12	24099	Toggle Bearing Insert w/Square Hole (1-1/2")
13	24210	Toggle Bearing Retaining Ring
14	24487	Bearing Clamp Clip for 10" spacing
15	24486	Bearing Clamp for 10" spacing
16	88614	1-1/2" Nut, Hex Heavy Slotted
17	88605	Roll Pin 5/16" x 2-1/4" long
18	88610	1-9/16" I.D. x 3" O.D. x 1/4" Gang Washer
19	25700	Disk Blade 26" x 3.0" Conc. x 1/4" Smooth - Front
19	25699	Disk Blade 26" x 3.0" Conc. x 1/4" Notch - Front
19	24038	Disk Blade 24" x 3.0" Conc. 1/4" Smooth - Front
19	24325	Disk Blade 24" x 3.0" Conc. x 1/4" Notch - Front
19	25704	Disk Blade 24" x 3.0" Conc. x 6 Ga. Smooth - Front
19	25705	Disk Blade 24" x 3.0" Conc. x 6 Ga. Notch - Front
20	24478	U-Bolt 7/8" x 8" Spread
21	24329	U-Bolt for Scraper Bar
22	88291	Bolt 3/4" x 3" long (Grade 5)
23	88621	Lock Nut 1/2" (Nylon)
24	88611	Lock Nut 3/4" (Nylon)
25	88371	Nut (non-lock) 7/8"
26	88341	Lock Washer 7/8"

### OPTIONAL FLEX COMPONENTS

27	25706	Spring Shank for Rolling Plow
28	25757	Scraper Bar Bracket Weldment
29	25715	Top Clamp Plate
30	25756	Bottom Bearing Shank Saddle
31	25689	U-Bolt 7/8" x 8" spread w/7-1/2" long leg
32	24359	Pivot Bushing (1" O.D. x 3/4" long)
33	88131	Flat Washer 3/4"
34	25692	Bolt 3/4" x 4-1/2" long (Grade 5)
35	88130	Lock Washer 3/4"



## REAR GANGS

### ROUND GANG SHAFT COMPONENTS

## RPS ONLY

REF. NO.	PART NO.	DESCRIPTION
1	24078	Bearing Stand, Rear Gang
2	24166	Gang Beam, 10' long for 10' RPS
2	24114	Gang Beam, 12' long for 12' RPS
2	24170	Gang Beam, 14' long for 14' RPS
2	24164	Gang Beam, 16' long for 16' RPS
3	24239	1 3/4" dia. Gang Shaft, 72" long
3	24244	1 3/4" dia. Gang Shaft, 81 1/4" long
3	24246	1 3/4" dia. Gang Shaft, 82 1/2" long
3	24245	1 3/4" dia. Gang Shaft, 90 1/2" long
3	24230	1 3/4" dia. Gang Shaft, 93" long
3	24232	1 3/4" dia. Gang Shaft, 99 3/4" long
3	24233	1 3/4" dia. Gang Shaft, 103 1/2" long
3	24229	1 3/4" dia. Gang Shaft, 127" long
3	24234	1 3/4" dia. Gang Shaft, 125" long
3	24231	1 3/4" dia. Gang Shaft, 98" long
4	24051	End Cap
5	24052	End Cap
6	24001	Spool Casting, 9" long
6	24048	Spool Casting, 10 1/2" long
7	24002	Long Bearing Spool Half for 9" spacing
7	24003	Long Bearing Spool Half for 10 1/2" spacing
8	24050	Short Bearing Spool End Casting
9	24023	Heavy Duty Gang Bearing, 1-3/16"
10	24046	Gang Shaft Bushing
11	24431	26" Blade .250, 4" Concave
11	24434	26" Blade .250, 4" Concave with cut-out
11	24444	24" Blade .250, 3 3/4" Concave
11	24445	24" Blade .250, 3 3/4" Concave with cut-out
11	24435	24" Blade .203, 3 3/4" Concave
11	24419	24" Blade .203, 3 3/4" Concave with cut-out
11	24428	22" Blade .180, 3 1/4" Concave
11	24420	22" Blade .180, 3 1/4" Concave with cut-out
12	24497	20" Blade 6 ga., 2" Concave
12	24432	18" Blade .148, 1 3/4" Concave
12	24427	18" Blade .148, 1 3/4" Concave with cut-out
12	24463	16" Blade .148, 1 1/2" Concave
13	24478	8" U-bolt - 7/8"
14	88247	Bolt 1/2" - 13 x 2" long
15	24533	Washer flat, 1 3/4" (3/4" thick x 4" O.D.)
16	25677	Washer, flat, 1 3/4"
17	88341	Washer, lock, 7/8"
18	88303	Washer, lock, 1/2"
19	24220	Nut, slotted, 1 3/4"
20	88371	Nut, 7/8"
21	88104	Nut, 1/2"
22	25683	Pin, roll, 5/16" dia. x 2 3/4" long
23	24022	Bearing Insert (can be ordered separately)

## REAR GANGS

### SQUARE GANG SHAFT COMPONENT

**RPS  
Only**

REF. NO.	PART NO.	DESCRIPTION
1	25768	Rear Bearing Stand for Toggle Mount Bearing
2	24166	Gang Beam, 10' long
2	24114	Gang Beam, 12' long
2	24170	Gang Beam, 14' long
2	24164	Gang Beam, 16' long
3	25721	1-1/2" Square Gang Shaft 71-1/2" long
3	25722	1-1/2" Square Gang Shaft 80-3/4" long
3	25723	1-1/2" Square Gang Shaft 82-1/4" long
3	25724	1-1/2" Square Gang Shaft 89-3/4" long
3	25725	1-1/2" Square Gang Shaft 92-1/2" long
3	25726	1-1/2" Square Gang Shaft 99" long
3	25727	1-1/2" Square Gang Shaft 103-1/2" long
3	25731	1-1/2" Square Gang Shaft 124-1/4" long
3	25732	1-1/2" Square Gang Shaft 126-1/4" long
4	25710	End Cap casting (2-1/4" long)
5	24190	Spring End Gang Washer
6	24447	9" Gang Spool Casting
6	25697	10-1/2" Gang Spool Casting
7	24351	Long Bearing Spool Casting for 9" Spacing
7	25696	Long Bearing Spool Casting for 10-1/2" Spacing
8	24352	Short Bearing Spool Casting
9	24306	Toggle Bearing and Casting Assembly (consists of Ref. No. 10, 11, 12 & 13)
10	24155	Toggle Bearing Casting
11	24008	Toggle Bearing Washer
12	24099	Toggle Bearing Insert w/Square Hole (1-1/2")
13	24210	Toggle Bearing Retaining Ring
14	24487	Bearing Clamp Clip for 10" hole spacing
15	24486	Bearing Clamp for 10" hole spacing
16	88614	1-1/2" Nut, Hex Heavy Slotted
17	88605	Roll Pin 5/16" x 2-1/4" long
18	88610	1-9/16" I.D. x 3" O.D. x 1/4" Gang Washer
19	25865	Disk Blade 26" x 3.5" Conc. x 1/4" Smooth - Rear
19	25708	Disk Blade 26" x 3.5" Conc. x 1/4" Notch - Rear
19	25864	Disk Blade 24" x 3.69" Conc. x 1/4" Smooth - Rear
19	25712	Disk Blade 24" x 3.69" Conc. x 1/4" Notch - Rear
19	25709	Disk Blade 24" x 3.69" Conc. x 6 Ga. Smooth - Rear
19	25711	Disk Blade 24" x 3.69" Conc. x 6 Ga. Notch - Rear
19	24278	Disk Blade 22" x 2.5" Conc. x 1/4" Smooth
19	24387	Disk Blade 22" x 2.5" Conc. x 1/4" Smooth - Notched
19	24054	Disk Blade 20" x 2.0" Conc. x 1/4" Smooth
19	24107	Disk Blade 20" x 2.0" Conc. x 1/4" Notch
19	24160	Disk Blade 18" x 1.75" Conc. x 6 Ga. Smooth
19	24219	Disk Blade 18" x 1.75" Conc. x 6 Ga. Notch
20	24478	U-Bolt 7/8" x 8" Spread
21	24329	U-Bolt for Scraper Bar
22	88291	Bolt 3/4" x 3" long (Grade 5)
23	88621	Lock Nut 1/2" (Nylon)
24	88611	Lock Nut 3/4" (Nylon)
25	88371	Nut (non-lock) 7/8"
26	88341	Lock Washer 7/8"
<b>OPTIONAL FLEX COMPONENTS</b>		
27	25706	Spring Shank for Rolling Plow
28	25757	Scraper Bar Bracket Weldment
29	25715	Top Clamp Plate
30	25756	Bottom Bearing Shank Saddle
31	25689	U-Bolt 7/8" x 8" spread w/7-1/2" long leg
32	24359	Pivot Bushing (1" O.D. x 3/4" long)
33	88131	Flat Washer 3/4"
34	25692	Bolt 3/4" x 4-1/2" long (Grade 5)
35	88130	Lock Washer 3/4"

**GANG COMPONENTS****RPS  
RPS 20**

<u>REF. NO.</u>	<u>PART NO.</u>	<u>DESCRIPTION</u>
1	24117	Scraper Bar, 9'9-1/2" long
1	24109	Scraper Bar, 10'4" long
1	24063	Scraper Bar, 11'10" long
1	24057	Scraper Bar, 12'10" long
1	24515	Scraper Bar, 13'8" long
1	24059	Scraper Bar, 14'8" long
1	24061	Scraper Bar, 15'4" long
1	24060	Scraper Bar, 16'5" long
2	24044	Scraper Bar Bracket (use on rigid bearing stand only)
3	24301	Scraper Blade
4	24302	Scraper Blade (at bearing stand)
5	24247	Scraper Arm
5	25717	Special scraper arm for Flex with 9" spacing at the bearing stand only
5	25716	Special scraper arm for Flex with 10-1/2" spacing at the bearing stand only
6	24300	Scraper Clip
7	24156	Bearing Stand Wear Plate (specify hole size for bolts when ordering)
8	24282	8" U-bolt, 3/4"
9	24329	1/2" U-bolt; for scraper arm clip
10	24217	1/2" U-bolt; for scraper bar
11	88445	Bolt, 1/2" - 13 x 1 1/2" carriage
12	25691	Bolt, socket flat head, 1/2" - 13 x 2 1/2"
13	88130	Washer, lock, 3/4"
14	88303	Washer lock 1/2"
16	88110	Nut, 3/4" (non lock)
17	88104	Nut, 1/2" (non lock)
18	88621	Nylock Nut, 1/2"
<b>OPTIONAL SPRING LOADED SCRAPER</b>		
19	25698	"Walker" spring loaded scraper
20	88608	Bolt 3/8" x 3" HHCS
21	25867	Special scraper bar (2" x 2" sq. tubing) 9' 9-1/2" long
21	25868	Special scraper bar (2" x 2" sq. tubing) 10' 4" long
21	25743	Special scraper bar (2" x 2" sq. tubing) 11' 10" long
21	25745	Special scraper bar (2" x 2" sq. tubing) 12' 10" long
21	25746	Special scraper bar (2" x 2" sq. tubing) 13' 8" long
21	25747	Special scraper bar (2" x 2" sq. tubing) 14' 8" long
21	25748	Special scraper bar (2" x 2" sq. tubing) 15' 4" long
21	25749	Special scraper bar (2" x 2" sq. tubing) 16' 5" long
22	25690	U-Bolt 1/2" dia. x 2-1/8" spread w/3-1/4" long legs

\*NOTE: A special scraper bar is required to mount spring loaded scrapers

**GANG INFORMATION****12' RPS  
and  
RPS 20 Series****Front Gang — 9" Spacing**

TOTAL BLADES - 16

SCRAPER BAR - 11' 10" long

RPS TWO 1-3/4" ROUND GANG SHAFTS

LEFT: - 72" long

RIGHT: - 72" long

RPS 20 TWO 1-1/2" SQUARE GANG SHAFTS

LEFT: 71-1/2" long

RIGHT: - 71-1/2" long

**Rear Gang — 9" Spacing**

TOTAL BLADES - 17

SCRAPER BAR - 12' 10" long

RPS TWO 1-3/4" ROUND GANG SHAFTS

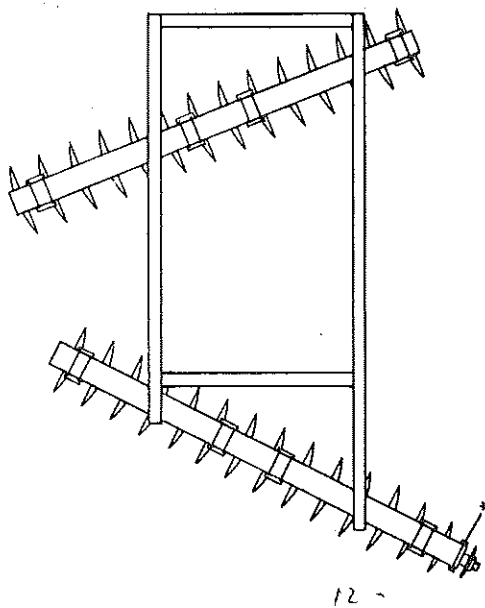
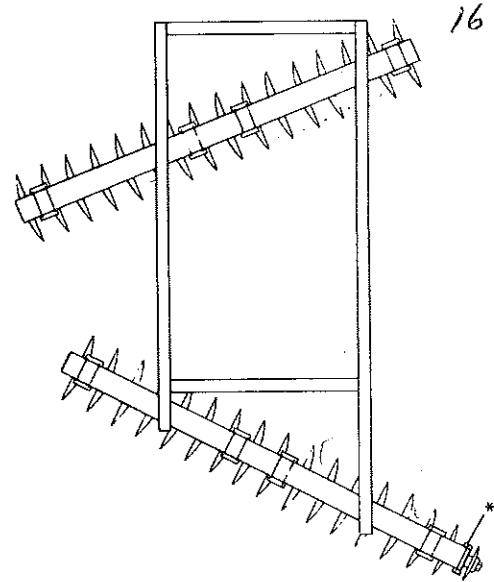
LEFT: - 72" long

RIGHT: - 81-1/4" long

RPS 20 TWO 1-1/2" SQUARE GANG SHAFTS

LEFT: - 71-1/2" long

RIGHT: - 80-3/4" long

**Front Gang — 10-1/2" Spacing**

TOTAL BLADES - 14

SCRAPER BAR - 11' 10" long

RPS TWO 1-3/4" ROUND GANG SHAFTS

LEFT: - 72" long

RIGHT: - 72" long

RPS 20 TWO 1-1/2" SQUARE GANG SHAFTS

LEFT: - 71-1/2" long

RIGHT: - 71-1/2" long

**Rear Gang — 10-1/2" Spacing**

TOTAL BLADES - 15

SCRAPER BAR - 12' 10" long

RPS TWO 1-3/4" ROUND GANG SHAFTS

LEFT: - 72" long

RIGHT: - 82-1/2" long

RPS 20 TWO 1-1/2" SQUARE GANG SHAFTS

LEFT: - 71-1/2" long

RIGHT: - 82-1/4" long

**NOTE:** \*Indicates location of scraper bar bracket used when unit is equipped with rigid bearing stands. These brackets are not needed on units equipped with Flex bearing stands.

**GANG INFORMATION****16' RPS and  
RPS 20 Series****Front Gang — 9" Spacing**

TOTAL BLADES - 20

SCRAPER BAR - 15' 4" long

RPS TWO 1-3/4" ROUND GANG SHAFTS

LEFT: - 90-1/2" long

RIGHT: - 90-1/2" long

RPS 20 TWO 1-1/2" SQUARE GANG SHAFTS

LEFT: - 89-3/4" long

RIGHT: - 89-3/4" long

**Rear Gang — 9" Spacing**

TOTAL BLADES - 21

SCRAPER BAR - 16' 5" long

RPS TWO 1-3/4" ROUND GANG SHAFTS

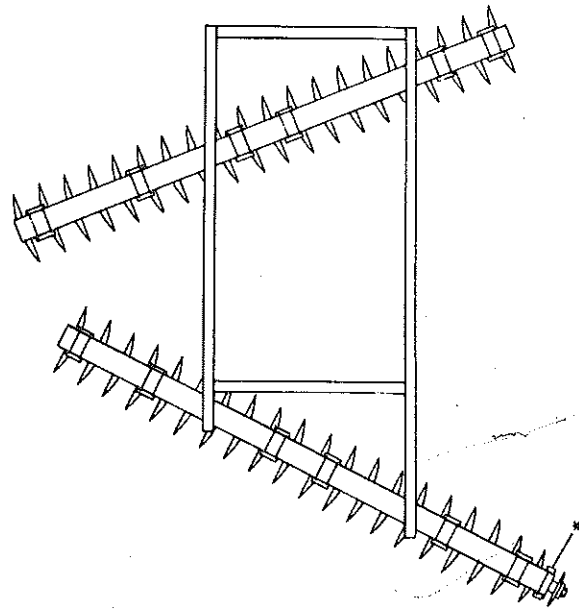
LEFT: - 90-1/2" long

RIGHT: - 99-3/4" long

RPS 20 TWO 1-1/2" SQUARE GANG SHAFTS

LEFT: - 89-3/4" long

RIGHT: - 99" long

**Front Gang — 10-1/2" Spacing**

TOTAL BLADES - 18

SCRAPER BAR - 15' 4" long

RPS TWO 1-3/4" ROUND GANG SHAFTS

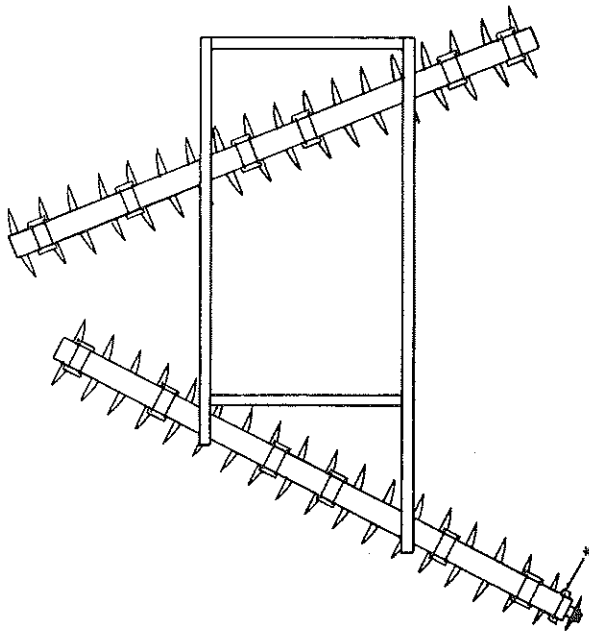
LEFT: - 93" long

RIGHT: - 93" long

RPS 20 TWO 1-1/2" SQUARE GANG SHAFTS

LEFT: - 92-3/4" long

RIGHT: - 92-3/4" long

**Rear Gang — 10-1/2" Spacing**

TOTAL BLADES - 19

SCRAPER BAR - 16' 5" long

RPS TWO 1-3/4" ROUND GANG SHAFTS

LEFT: - 93" long

RIGHT: - 103-1/2" long

RPS 20 TWO 1-1/2" SQUARE GANG SHAFTS

LEFT: - 92-3/4" long

RIGHT: - 103-3/4" long

**NOTE:** \*Indicates location of scraper bar bracket used when unit is equipped with rigid bearing stands. These brackets are not needed on units equipped with Flex bearing stands.