

BOOM MOWERS - SMALL HP



HOW TO CHOOSE THE RIGHT BOOM MOWERS FOR YOUR NEEDS

Tractors HP													
models	20	25	30	35	40	50	60	70	80	90	100	110	120
Ferri range for USA	T250A												
	T320A												
	T380D												
	T430D												
	T460												
	TM46 Farm												
	TP51 Farm												
	TP61 Farm												
	TXV50												
	TXV60												

Which are the environmental conditions requested?

1	A	Verges - side of the road (no need for very long reach)	The all range can be suitable
	B	Banks - ditches - canals (need for long reach)	TP-TXV provided that the reach requested is form min. 16'

Mowing conditions ?

2	A	grass up 20" big	The all range is OK			
	B	grass more than 20" big	TM farm - TP - TXV	What thickness?	up to 2"	T - TM Farm - TP
		bushes				
		shrubs				
		branches				
		wood			up to 2" 1/4"	TXV

How often will the boom mower be used?

3	A	short periods per year (6 -12 weeks) few hours per day (up to 4 hours)
	B	short periods per year (6 -12 weeks) several hours per day (8 -12 hours)
	C	long periods per year (4 - 6 months) several hours per day (8 -12 hours)

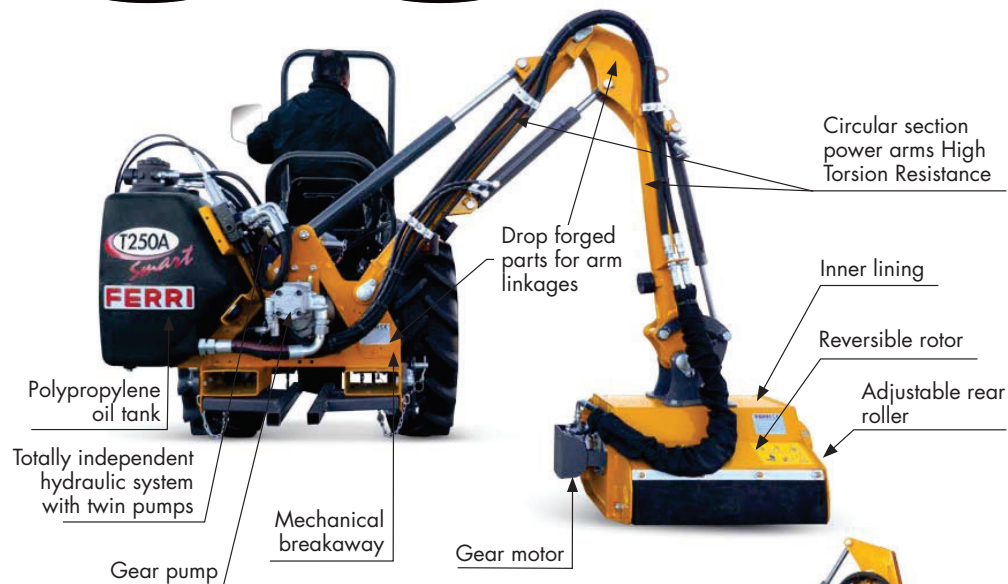
Our answer	AAA	T - TM Farm	no oil cooler	
	AAB	T - TM Farm - TP	with oil cooler	
	AAC	TXV	with oil cooler	
	ABA	TM Farm - TP - TXV	no oil cooler	Depending on thickness
	ABB	TM Farm - TP - TXV	with oil cooler	Depending on thickness
	ABC	TXV	with oil cooler	
	BAA	TP	no oil cooler	
	BAB	TP	with oil cooler	
	BAC	TXV	with oil cooler	
	BBA	TP - TXV	no oil cooler	Depending on thickness
	BBB	TXV	with oil cooler	
	BBC	TXV	with oil cooler	

BOOM MOWERS - SMALL HP

FERRI

T250A T320A

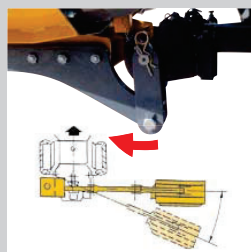
**BOOM MOWERS FOR
AGRICULTURE
AND LIGHT GREEN
MAINTENANCE**



Floating head system



Adjustable rear roller




Mechanical breakaway



Circular section power arms
High Torsion Resistance



Drop forged parts for arm linkages



Oil cooler with thermostat
(optional)

classic
Classic, cable controls



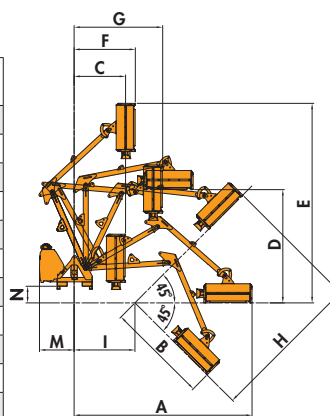
NEW electra Full
Electra Full, monolever electric control with rotor's electric switch



HP Tractor	20	25	30	35	40	Min. tractor weight lbs	Min. tractor width ft
T250A						1543	3'3"
T320A						1984	3'11"
T320A/R						1984	3'11"

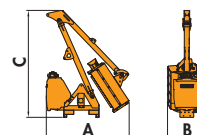
Working positions

Model Flailhead	T250A TME60	T320A TME80
A	ft 8'3"	ft 10'7"
B	ft 3'8"	ft 6'11"
C	ft 3'7"	ft 2'11"
D	ft 5'8"	ft 6'2"
E	ft 9'4"	ft 11'11"
F	ft 3'5"	ft 3'4"
G	ft 4'7"	ft 5'5"
H	ft 6'8"	ft 9'1"
I	ft 3'7"	ft 3'7"
M	ft 2'0"	ft 2'0"
N	ft 0'11"	ft 0'11"



Transport dimensions

Model Flailhead	T250A TME60	T320A TME80
A	ft 4'10"	ft 4'11"
B	ft 2'3"	ft 2'3"
C	ft 5'1"	ft 6'4"



BOOM MOWERS - SMALL HP



Prices Effective as of 3-23

Technical data

Model + Flail head	Max horizontal reach*	Weight incl. Flail head	Articulated Y flails	Hydraulic oil	Rotor	PTO	Flailhead angle
	ft	lbs	n.	gal	Rpm	MAX Rpm	°
T250A + TME60	8'3"	749	32	15,8	3.200	540	190°
T320A + TME80	10'7"	816	40	15,8	3.200	540	190°
T320A/R + TME80	10'7"	816	40	15,8	3.200	540	190°

* Reach measured from tractor centre line to head edge.

Machines with cable controls "Classic"

Model and Flail head	Suggested Retail - \$
T250A with flail head TME60	17,660
T320A with flail head TME80	18,392
Version for reversible drive	
T320A/R with flail head TME80	18,906

Machines with electric controls "Electra-Full" with rotor's electric switch

Model and Flail head	Suggested Retail - \$
T250A with flail head TME60	27,546
T320A with flail head TME80	28,243
Version for reversible drive	
T320A/R with flail head TME80	28,792

Options at an extra charge delivered separately as a kit (not mounted) **

	Length Inch.	Suggested Retail - \$
TST5017 Stabilizers to the tractor (any model)	25" - 35"	375
TD3703 Delta Yoke for stabilizers		375
TGA4611 Stabilizers for Delta Yoke	18" - 28"	314
T25001 Oil cooler for T250A		1,890
T32008 Oil cooler for T320A e T320A/R		1,890


** All options ordered will be shipped separately and relevant mounting as per owner's manual instruction will be at dealer's charge.

Flail head	TME60	TME80
Width (ft)	1'12"	2'7"
Rotor speed (rpm)	3200	3200
Blade tip speed (ft/sec)	167'	167'
Flail head angle	190°	190°
Weight (lbs)	154	176

TME
Direct drive



Flails TME

Code	Description	TME60	TME80	
		n.	n.	
0901133	Articulated Y blades for: grass and bushes, Ø max 3/4"	32	40	

• Attachment to the tractor 3 point hitch: at dealer's charge. It includes: fitting of the 'delta bracket' and adaption of the stabilizers to the tractor 3 point hitch, fitting of the controls in the cabine and Pto shaft fitting



Equipped with:

- Flail head
- CAT I – II lower linkages
- Cable or electric control depending from the elected version
- Mechanical breakaway
- Independent hydraulic System
- Flail head direct drive
- Bidirectional and reversible rotor
- 2 parking stands
- Floating Head System to follow ground contours
- Front and rear abrasion resistant guard on the flail head
- Adjustable rear roller
- Inner lining
- Aluminium bidirectional hydraulic motor
- Oil and PTO shaft
- Packaging on crate included



Prices and Specifications may be subject to change without notice. Prices do not include shipping or setup.

BOOM MOWERS - SMALL HP

FERRI

T350S

**BOOM MOWERS WITH HEDGES
CUTTERBAR FOR GREEN AREA LIGHT
GREEN MAINTENANCE**

Arms with circular section
H.T.R. (High Torsion Resistance)

Cutter bar
for hedges
CS150

Hydraulic control valve
with 4 cable controls

Hydraulic
control valve with
maximum pressure valve

Dependent
hydraulic
system

Left hand operation



Arms with circular
section H.T.R. (High
Torsion Resistance).



Cutter bar for hedges
CS150.



Dependent hydraulic
system.



classic

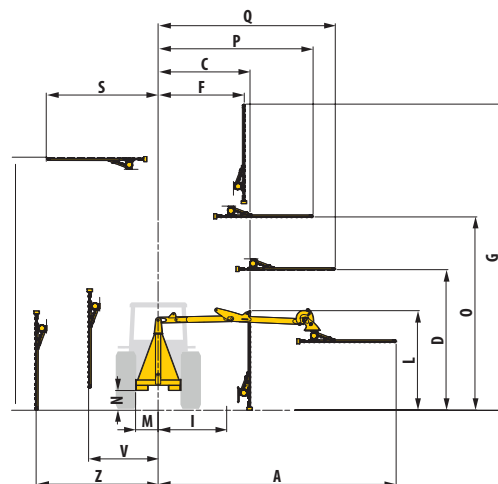
Cable controls

Reliability and simply use. Standard
on all machines Classic.

HP Tractor	15	20	25	30	35	40	45	50	Min. tractor weight lbs	Min. tractor width ft
T350S									1543	3'3"

Working positions

		T350S
A	ft	11'11"
B	ft	6'2"
C	ft	4'7"
D	ft	7'0"
E	ft	16'4"
F	ft	4'4"
G	ft	15'3"
H	ft	10'10"
I	ft	3'7"
L	ft	4'12"
M	ft	1'2"
N	ft	0'12"
O	ft	9'8"
P	ft	7'9"
Q	ft	8'10"



BOOM MOWERS - SMALL HP



Prices Effective as of 3-23

Technical data

Model	Max horizontal reach*	Weight	Three point linkage	Pressure	Required oil flow	Oil recommended load	Rotor	Flail head angle
	ft	lbs	Cat.	Psi	gal/min.	gal/min	Rpm	
T350S	11'10"	507	I	2030	5,02/5,94	5,90	-	360°

* Reach measured from tractor centre line to head edge.

Machines with cable controls "Classic"

Model	Suggested Retail - \$
T350S with cutterbar for hedges CS150	11,607

Option at an extra charge delivered separately as a kit **

WARNING: due to the high offset loads on the linkages it is necessary to fit two stabilizers	Suggested Retail - \$
Stabilizers to the tractor (code TST5017)	375
"Delta yoke" for stabilizers (cod. TD3703)	375
Stabilizers for "Delta yoke" (cod. TGA4611)	314

** Installation not included - separate packing

Flail head	CS150
Rod lenght (ft)	4'11"
Weight (lbs)	110

CS 150
Cutter bar



Warning:

It is RECOMMENDED that you connect the equipment to the tractor and start it up for the first time together with your Dealer, following the instructions and paying attention to the warnings indicated in our use and maintenance manual. If you require further information, please contact our after-sales service.

Equipped with:

- 3 point ISO universal linkage CAT 1 and 2.
- Dendependent hydraulic system.
- Cable controls (Classic).
- Arms with circular section H.T.R.
- (High Torsion Resistance).
- 2 parking stands.
- Accident prevention protections according to EC directives.
- Cutter bar CS150 with 32cc motor.
- Packaging on crate included

Flails

Description
Cutter bar for hedges, Ø max 0'39"

• Attachment to the tractor 3 point hitch: at dealer's charge. It includes: fitting of the 'delta bracket' and adaption of the stabilizers to the tractor 3 point hitch, fitting of the controls in the cabine and Pto shaft fitting



Prices and Specifications may be subject to change without notice. Prices do not include shipping or setup.

BOOM MOWERS - MID RANGE HP

HP 10 available cutter bar

FERRI


SIMPLY. THE MOWER



Independent hydraulic system.



STC (Self Tilt Control) automatic recognition of the vertical and / or horizontal cutter bar position and self-maintenance of the acquired position by means of a button placed on the joystick (standard with SP Tronic Controls).



Arms with circular section H.T.R. (High Torsion Resistance).



Cutter bar for hedges CS150.

T350SI

BOOM MOWERS WITH HEDGES CUTTERBAR FOR GREEN AREA LIGHT GREEN MAINTENANCE

Arms with circular section H.T.R. (High Torsion Resistance)

Distributor cover (only in the SP Tronic version)



Left hand operation



Independent hydraulic system

Cutter bar for hedges CS150

classic

Cable controls

Reliability and simply use. Standard on all machines Classic.



NEW



SP-Tronic

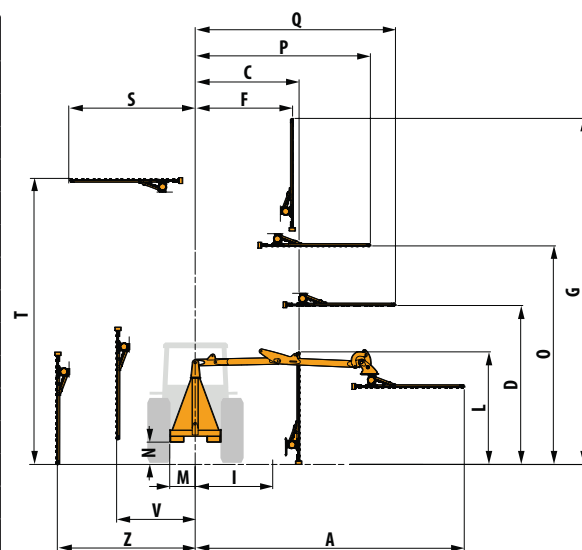
Simple Proportional Tronic

Proportional electric control with 3 proportional functions, electric starter of the hedgetrimmer, emergency stop and automatic control of the inclination of the hedgetrimmer bar by means of a button on the joystick.

HP Tractor	15	20	25	30	35	40	45	50	Min. tractor weight lbs	Min. tractor width ft
T350SI									1984	3'3"

Working positions

		T350SI
A	ft	11'11"
C	ft	4'7"
D	ft	7'0"
F	ft	4'4"
G	ft	15'3"
I	ft	3'7"
L	ft	4'12"
M	ft	1'2"
N	ft	0'12"
O	ft	9'8"
P	ft	7'9"
Q	ft	8'10"
S	ft	5'8"
T	ft	12'10"
V	ft	4'2"
Z	ft	6'8"



GENERAL IMPLEMENT
DISTRIBUTORS

BOOM MOWERS - MID RANGE HP



Prices Effective as of 3-23

TECHNICAL DATA

Model	Max horizontal reach*	Weight	Three point linkage	Rotor	Flail head angle
	<i>ft</i>	<i>lbs</i>	<i>Cat.</i>	<i>Rpm</i>	
T350SI	11'10"	705	I - II	-	228°

* Reach measured from tractor centre line to head edge.

MACHINES WITH CABLE CONTROLS "CLASSIC"

Model	Suggested Retail - \$
T350SI with cutterbar for hedges CS150	15,295

MACHINES WITH CABLE CONTROLS "SP TRONIC"

Model	Suggested Retail - \$
T350SI with cutterbar for hedges CS150	21,858

OPTION AT AN EXTRA CHARGE DELIVERED SEPARATELY AS A KIT **

	Suggested Retail - \$
Stabilizers to the tractor (code TST5017)	375
"Delta yoke" for stabilizers (cod. TD3703)	375
Stabilizers for "Delta yoke" (cod. TGA4611)	375

** Installation not included - separate packing

FLAIL HEAD	CS150	
Rod lenght (ft)	4'11"	CS 150 Cutter bar
Weight (lbs)	110	



Equipped with:

- 3 point ISO universal linkage CAT 1 and 2.
- Independent hydraulic system.
- Cable controls (Classic).
- Proportional electronic control (Simple Proportional Tronic
- STC: automatic cutter bar grade control (only in the SP Tronic version).
- Arms with circular section H.T.R. (High Torsion Resistance).
- Gearbox and hydraulic pumps straight from tractor pdf.
- Distributor cover (only in the SP Tronic version).
- 3 parking stands.
- Accident prevention protections according to EC directives.
- Cutter bar CS150 with 100 cc motor.

Flails

Description

Cutter bar for hedges
Ø max 1/2"

• Attachment to the tractor 3 point hitch: at dealer's charge. It includes: fitting of the 'delta bracket' and adaption of the stabilizers to the tractor 3 point hitch, fitting of the controls in the cabine and Pto shaft fitting



Prices and Specifications may be subject to change without notice. Prices do not include shipping or setup.