

Hydraulic Reach Mowers

HP 35 available to the rotor
HP 45 max to hydraulic motor



SIMPLY. THE MOWER




HYDRAULIC REACH MOWERS FOR TRACTORS WITH REVERSIBLE DRIVING POSITION OR FRONT POWER LIFT AND PTO




Floating head system

Road transport position.



Gear pump.



Single acting- double acting automatic switch.



Lift float nitrogen accumulator.



Hydraulic breakaway on second arm with accumulator controlled autoreset facility.



Hydraulic breakaway on 2nd arm with accumulator

Progressive electrical controls with joystick



Total visibility both when in operation and during transport



Double-speed electric control

The 2 The DS-Tronic Dual control: allows easy portability of the control in the cab thanks to a lightweight joystick and the absence of hydraulic hoses.

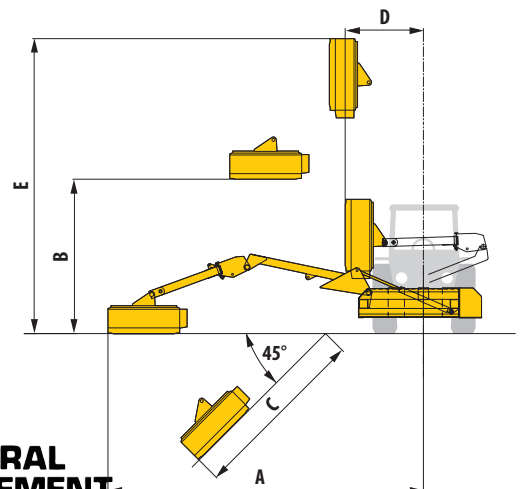
The joystick is connected by an electric cable to a control unit mounted on the distribution valves. The buttons on the display allow entry of the machine START/STOP functions and rotor start/stop. Each button has an LED indicator that shows whether the function is on or off.



HP Tractor	90	100	110	Min. tractor weight lbs	Min. tractor width ft.
TST50 Front				7055	6'9"

Working positions

	TST50 Front
A	ft 16'5"
B	ft 7'8"
C	ft 9'7"
D	ft 7'3"
E	ft 15'6"



Hydraulic Reach Mowers

Prices Effective as of 3-23

TECHNICAL DATA

Model	Weight <i>lbs</i>	Three point linkage <i>Cat.</i>	Oil <i>gal</i>	Rotor <i>Rpm</i>	Pto <i>MAX Rpm</i>	Flail head angle
TST50 Front	2028	II	34	2800	1000	190°



SIMPLY. THE MOWER

Equipped with:

- 3 point ISO universal linkage CAT.2
- Lokage on front plate
- Oil cooler in aluminium with thermostat
- Dopuble-speed electric control (DS-TRONIC DUAL)
- Hydraulic breakaway with accumulator controlled autoreset facility on second arm
- Floating head system to follow ground contours
- Lift float electric (1 st arm lift with nitrogen accumulator) LFA Electric
- Electric Roll Over protection system (SAB)
- Oil and PTO shaft
- 2 parking stands

MACHINES WITH CONTROLS "DS-TRONIC DUAL"

Model	Suggested Retail - \$
TST50 Front with TI 120 with "Y" flails (44 flails)	51,372
TST50 Front with TI 120 with "T Hammers (22 Hammers)	51,685

FLAIL HEAD

	TI120
Cutting width (ft)	3'11"
Rotor speed (rpm)	3100
Blade tip speed (ft/sec)	196
Flail head angle	190°
Weight (lbs)	463

TI 120
Direct drive



Flails TI 120

Interchangeable on the same rotor

Multiuse "Y" blades for: grass, bushes, shrubs, sticks, woods Ø max 1 1/4'	"T" Hammer for woods Ø max 1 3/4'
	
Cod. 0901146	Cod. 0901147



Prices and Specifications may be subject to change without notice. Prices do not include shipping or setup.